

Customer Name: _____

City: _____ State/Zip: _____

Sidemark: _____ Purchase Order No: _____

Step 1: Select your depth. *(sofa, loveseat & sectional pieces only)*

- _____ 21-**Standard:** Outside: 39", Inside: 21"
- _____ 24-**Extended:** Outside: 42", Inside: 24"

Step 2: Select your base.

- | | |
|--|--|
| _____ 1-Empire Skirt
<i>Not available in leather.</i> | _____ 9- Drape Skirt
<i>Not available in leather.</i> |
| _____ 6- Block Leg | _____ 10- Post No Caster |
| _____ 7- Modern Leg | _____ 11- Classic Leg |
| _____ 8- Post With Caster
<i>Not available on Sleepers.</i> | _____ 12- Upholstered Base |

Step 3: Select your arm.

- | | |
|----------------------|------------------------------------|
| _____ A- English Arm | _____ L- Track Arm With T Cushion* |
| _____ C- Sock Arm | _____ M- Envelope Arm* |
| _____ D- Track Arm* | _____ N- Bevel Arm* |
| _____ I- Cap Arm | _____ R- Recessed Sock Arm |
| _____ J- Key Arm | |

*Denotes weltless arms, seat cushions, back cushions, and throw pillows.

Step 4: Select your piece.
(indicate quantity)

- _____ 22- Chair
- _____ 23- Ottoman
- _____ 46- Chair and a Half
- _____ 35- Chair and a Half Ottoman
- _____ 62- Loveseat
- _____ 75- Apartment Sofa
- _____ 85- Medium Sofa
- _____ 95- Long Sofa
- _____ 09- Extra-Long Sofa
- _____ 77- Sleeper- Full Size*
- _____ 85- Sleeper- Queen Size*

*Sleepers available in standard seating depth only.

Sectional Pieces

- _____ 24- Armless Chair
- _____ 32- RAF Chaise
- _____ 33- LAF Chaise
- _____ 34- Std Depth Sectional Ottoman
- _____ 37- Ext Depth Sectional Ottoman
- _____ 39- Corner Chair
- _____ 47- Armless Loveseat
- _____ 54- RAF Loveseat
- _____ 55- LAF Loveseat
- _____ 59- Curve
- _____ 71- Armless Sofa
- _____ 78- RAF Sofa
- _____ 79- LAF Sofa
- _____ 92- RAF Corner Sofa
- _____ 93- LAF Corner Sofa

Step 5: Select your back type. **Loose pillow standard for filled back.**

- _____ B- Bordered Back
- _____ C- Straight Bordered Back
- _____ K- Knife Edge Back
- _____ P- Pillow Back
- _____ S- Modern Tight Back
- _____ T- Tight Back
- _____ **Check here for attached back cushion**
- _____ **Check here for 2" taller filled back cushion**

Step 6: Select your cushion configuration.

- _____ 3 Cushion (Standard)
- _____ 2 Cushion
- _____ Bench Cushion _____ 3 Over Bench _____ 2 Over Bench

Step 7: Select your cushion fill.

- _____ Ultra Crown (standard for fabric pieces)
- _____ Spring Down (optional for fabric pieces; upcharge will apply)
- _____ Comfort Down (standard for leather pieces; upcharge will apply for fabric pieces)

Step 8: Specify your finish if applicable.

Step 9: Specify your fabric and/or leather as well as any decorative treatments.

Please contact our customer service department should you need additional assistance.

BASE OPTIONS



1- EMPIRE SKIRT



6- BLOCK LEG



7- MODERN LEG



8- POST WITH CASTER



9- DRAPE SKIRT



10- POST NO CASTER



11- CLASSIC LEG



12- UPHOLSTERED BASE

OPTIONAL BUILD A SKU

Should you wish to create your Signature Elements SKU number, simply fill in the blanks using the below notations. Note: Steps 6, 7, 8 and 9 on the order form must accompany your SKU.

Step 1: Select your depth. (sofa, loveseat & sectional pieces only)

_____ 21- **Standard:** Outside: 39", Inside: 21"
 _____ 24- **Extended:** Outside: 42", Inside: 24"

Step 2: Select your base.

_____ 1- Empire Skirt
Not available in leather.
 _____ 6- Block Leg
 _____ 7- Modern Leg
 _____ 8- Post With Caster
Not available on Sleepers.

_____ 9- Drape Skirt
Not available in leather.
 _____ 10- Post No Caster
 _____ 11- Classic Leg
 _____ 12- Upholstered Base

Step 3: Select your arm.

_____ A- English Arm
 _____ C- Sock Arm
 _____ D- Track Arm
 _____ I- Cap Arm
 _____ J- Key Arm

_____ L- Track Arm With T Cushion
 _____ M- Envelope Arm
 _____ N- Bevel Arm
 _____ R- Recessed Sock Arm

ARM OPTIONS



A- ENGLISH



C- SOCK



D- TRACK



I- CAP



J- KEY



L- TRACK WITH "T" CUSHION



M- ENVELOPE



N- BEVEL



R- RECESSED SOCK

Step 4: Select your piece.

_____ 22- Chair
 _____ 23- Ottoman
 _____ 46- Chair and a Half
 _____ 35- Chair and a Half Ottoman
 _____ 62- Loveseat
 _____ 75- Apartment Sofa
 _____ 85- Medium Sofa
 _____ 95- Long Sofa
 _____ 09- Extra-Long Sofa
 _____ 77- Sleeper- Full Size*
 _____ 85- Sleeper- Queen Size*

**Sleepers available in standard seating depth only.*

Sectional Pieces

_____ 24- Armless Chair
 _____ 32- RAF Chaise
 _____ 33- LAF Chaise
 _____ 34- Std Depth Sectional Ottoman
 _____ 37- Ext Depth Sectional Ottoman
 _____ 39- Corner Chair
 _____ 47- Armless Loveseat
 _____ 54- RAF Loveseat
 _____ 55- LAF Loveseat
 _____ 59- Curve
 _____ 71- Armless Sofa
 _____ 78- RAF Sofa
 _____ 79- LAF Sofa
 _____ 92- RAF Corner Sofa
 _____ 93- LAF Corner Sofa

Step 5: Select your back type.

Loose Pillow standard for filled back.

_____ B- Bordered Back
 _____ C- Straight Bordered Back
 _____ K- Knife Edge Back
 _____ P- Pillow Back

_____ S- Modern Tight Back
 _____ T- Tight Back

Check here for attached back cushions
Check here for 2" taller filled back cushion

BACK OPTIONS



B- BORDERED BACK*



C- STRAIGHT BORDERED BACK*



K- KNIFE EDGE BACK*



P- PILLOW BACK*



S- MODERN TIGHT BACK

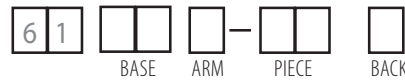


T- TIGHT BACK

Sofa/Loveseat/Sectional:



Sleeper:



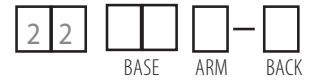
Armless:



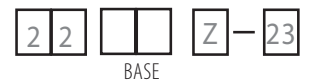
Sectional Ottoman:



Chair:



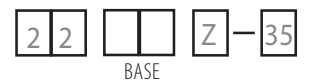
Matching Ottoman:



Chair and a Half:



Chair and a Half Ottoman:



**Standard loose pillow; attached available.
 Please note on order form.*

Leather styles: Add the prefix "L" to the SKU.