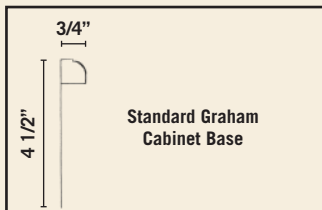
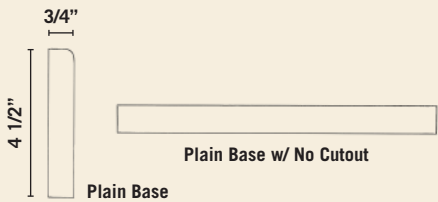
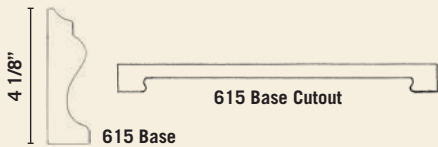
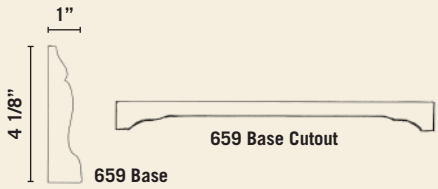
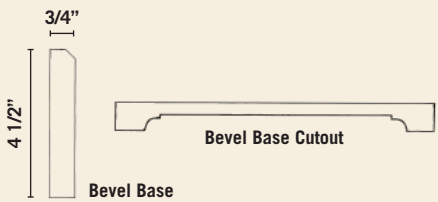
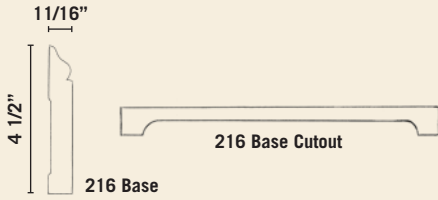
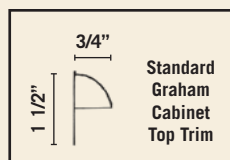
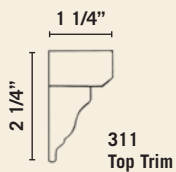
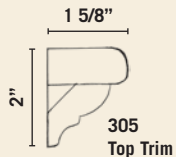
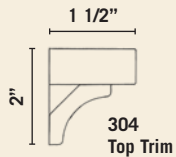
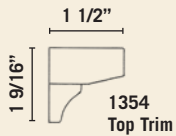
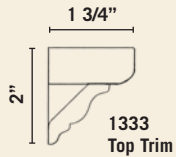
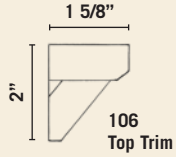


The Graham Cabinet

Base Options



Top Trim Options




#PLW-0267

Top section: standard. Bottom section: wine rack, 2 doors.



#PLW-0272

Top section: standard. Bottom section: 3 drawers, wine rack, 1 adj. shelf behind each door.




#PLW-0268

Top section: standard. Bottom section: 2 drawers, wine rack in center.




#PLW-0273

Top section: standard. Bottom section: 6 drawers, 1 adj. shelf behind each door.



#PLW-0269

Top section: standard. Bottom section: 3 doors, 2 adj. shelves (full length, no dividers).




#PLW-0274

Top section: standard. Bottom section: 3 drawers, 1 adj. shelf (full length, no dividers).




#PLW-0270

Top section: standard. Bottom section: 4 drawers, 2 doors, 2 adjustable shelves (full length, no divider).




#PLW-0275

3 long doors, 4 adj. shelves (full length, no dividers).



#PLW-0271

Top section: standard. Bottom section: 3 drawers, 3 doors, 1 adj. shelf (full length, no dividers).



#PLW-0276

Top section: standard. Bottom section: 6 drawers, 3 doors, 1 adj. shelf (full length, no dividers).