

FABRIC CARE AND CLEANING

FABRIC APPLICATIONS

Furniture Care Loose back cushions and seat cushions should be reversed and fluffed regularly to prevent settling of cushion fills, excessive wrinkling, and insure proper fabric wear. Never place your upholstery in direct sunlight, as this will subject the fabric to fading. We cannot guarantee the wearing qualities nor colorfastness of any fabric.

Cleaning Codes Code S: To spot clean, use a mild, water-free solvent or dry cleaning product. Clean only in a well-ventilated room, and avoid any product containing carbon tetrachloride or other toxic material. The use of steam or water-based cleaners may cause excessive shrinking and staining of this fabric. Pre-test a small area before proceeding.

Code SW: To spot clean, use a WATER-BASED cleaning agent or a mild, water-free solvent or dry cleaning product. Use solvents only in a well-ventilated room, and avoid any products containing carbon tetrachloride or other toxic material. Pre-test a small area before proceeding.

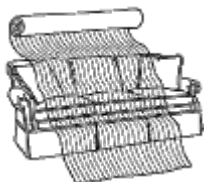
Code W: To spot clean, use the foam only from a WATER-BASED cleaning agent such as a mild detergent or non-solvent upholstery shampoo product. Apply foam with a soft brush in a circular motion. Vacuum when dry. Pre-test a small area before proceeding.

Code X: DO NOT use foam or liquid cleaning agents of any type.

Cleaning Guidelines The fabric mill has suggested the above fabric-specific cleaning methods. We suggest pre-testing in an inconspicuous corner to insure color fastness. Additionally, we heartily recommend that the article be cleaned by a reputable, professional cleaner. In no way will we assume any responsibility for the method of cleaning our fabric. While provided for assistance in the general cleaning and maintenance of your upholstery fabric, these guidelines are in no way meant to imply that fabrics cannot be soiled or worn beyond repair. If you have questions after reading these guidelines, contact our customer service for more information.

Fabric Application Patterned upholstery fabrics will have what we have determined to be the main focal point centered on the back cushions and on the seat cushions. When applicable, the pattern will flow from the seat cushion down the seat cushion boxing, the seat front, and onto the skirt. Fabrics are either cut "railroad" or "regular/up the bolt" because of the

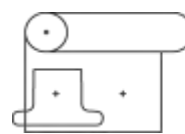
Fabrics are either cut "railroad" or "regular/up the bolt" depending upon the direction of the pattern. The illustrations below further explain these terms. Fabrics that are not "railroaded" will require seaming when applied to long cushions and tight backs. If possible, we cut fabrics "railroaded" to avoid these seams. But, if not possible, we will position the necessary seams at our discretion.



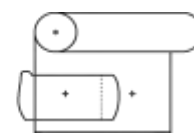
**Regular Application
(Up The Bolt)**



Railroad Application



Chair Cushion



Sofa Cushion

Two cushion sofas may be off-centered slightly to avoid seaming of cushions and back pillows.