

Customizing your sit-stand desk

1

Choose Your Size

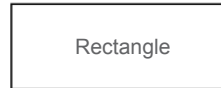
Invigo desks are available in a wide range of sizes. Consider both the available space and your functional requirements.

26"x48" (2648)	30"x48" (3048)
26"x54" (2654)	30"x54" (3054)
26"x60" (2660)	30"x60" (3060)
26"x66" (2666)	30"x66" (3066)
26"x72" (2672)	30"x72" (3072)

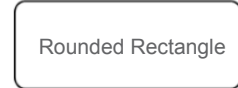
2

Choose Your Shape

Rectangle (REC)
Rectangle- With Cutout (RCU)
Rounded Rectangle (RRA)
Rounded Rectangle-With Cutout (RRC)



Rectangle



Rounded Rectangle



Rectangle With Ergonomic Cutout



Rounded Rectangle With Ergonomic Cutout

3

Select an Edge Detail

Squared edges provide a more contemporary aesthetic. **Eased edges** can provide more comfort for resting arms.

Square (SQ)

Eased Edge (EE)



4

Choose Your Top Finish



NATURAL CHERRY (03)




AUTUMN CHERRY (23)




COGNAC CHERRY (33)



SADDLE CHERRY (43)



SMOKE CHERRY (53)




WALNUT (04)



SOAPED ASH (54)



WEATHERED ASH (55)



SEARED ASH (56)




TAUPE ASH (57)



SAND ASH (58)

5

Choose Your Base Color



Black (B)

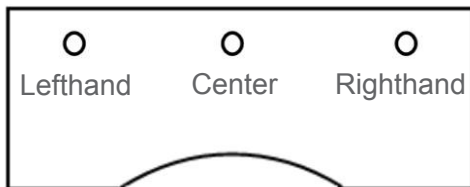



White (W)

6

Chose Desktop Accessory Options

Each desk includes three locations that can be configured for optional desktop accessories.



Desktop Accessory - Lefthand

No Accessory (LN)

A. Grommet (LG) B. Powered Insert (LP) C. Monitor Arm (LM)

Desktop Accessory - Center

No Accessory (CN)

A. Grommet (CG) B. Powered Insert (CP) C. Monitor Arm (CM)

Desktop Accessory - Righthand

No Accessory (RN)

A. Grommet (RG) B. Powered Insert (RP) C. Monitor Arm (RM)

7

Pencil Drawer or Keyboard Tray

Available on Rectangle or Rounded Rectangle tops.

Not available on tops with Ergonomic Cutout.



Pencil Drawer (DR)



Keyboard Tray (KT)

8

Modesty Panel

No Panel (NP) Include Panel (MP)



9

Wood Legs

No Wood Legs (NW) Wood Legs (WL)

