

Templefurniture CUSHIONS

Seat COMFORT

COMFORT SOFT
Density: 2.55
Compression/ILD: 16 lbs.

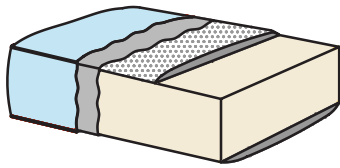
COMFORT MEDIUM
(standard)
Density: 2.05
Compression/ILD: 21 lbs.

COMFORT FIRM
Density: 2.55
Compression/ILD: 27 lbs.

COMFORT EXTRA FIRM
Density: 2.55
Compression/ILD: 31 lbs.

**COMFORT EXTRA
EXTRA FIRM**
Density: 2.55
Compression/ILD: 41 lbs.

Care -- Rotate cushions periodically

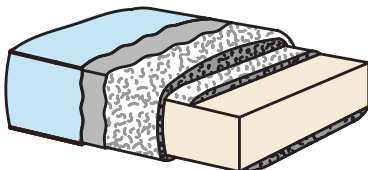


PLUSH

PLUSH SOFT
Density: 2.55
Compression/ILD: 16 lbs.
[standard]

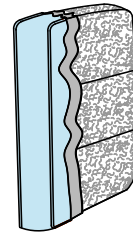
PLUSH MEDIUM
Density 2.05
Compression/ILD) : 21 lbs.
[available at no charge]

Care -- Fluff and rotate cushions periodically



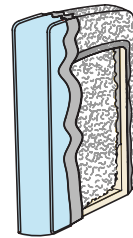
Back

FIBER BACK (STANDARD)



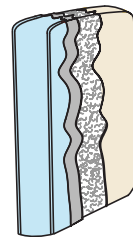
Care -- Rotate (if loose back)
and regulate periodically

FLEX BACK



Care -- Rotate (if loose back)
and regulate periodically

FOAM BACK

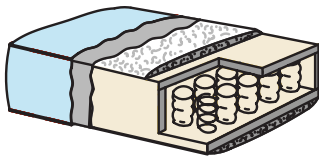


Care -- Rotate (if loose back)
and regulate periodically

**See under each style in price list for which seat cushion (Comfort or Plush) is standard for that piece.
Compression / Indentation Load Deflection (ILD) is the pounds of pressure it takes to indent the cushion.

Specialty CUSHIONS

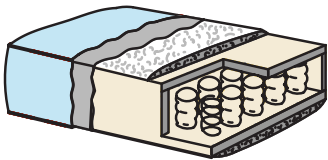
SPRING FIBER



Core Density: 2.55
Compression/ILD: 27 lbs.

Care -- Fluff and rotate cushions periodically

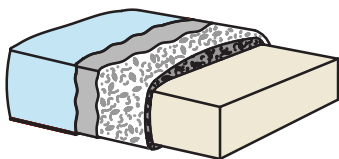
SPRING DOWN



Core Density: 2.55
Compression/ILD: 27 lbs.

Care -- Fluff and rotate cushions periodically

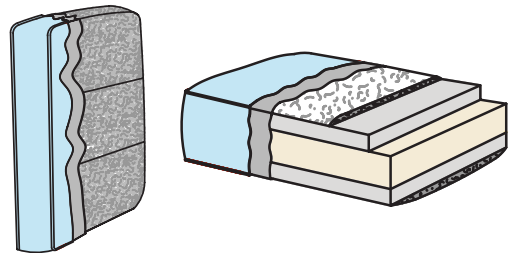
SIGNATURE PACKAGE



Core Density: 2.55
Compression/ILD: 27 lbs.

Care -- Fluff and rotate cushions periodically

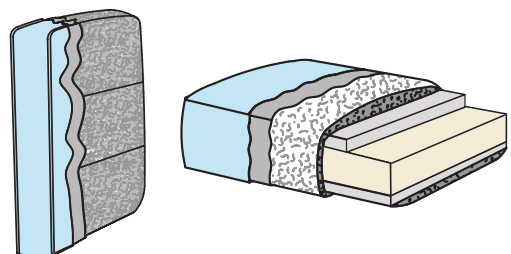
LUXE PREMIUM PACKAGE



Core Density: 2.30
Core Compression/ILD: 24 lbs.
Cap Density: 3.00
Cap Compression/ILD: 10 lbs.

Care -- Rotate cushions periodically

MICRO DENIER



Core Density: 1.85
Core Compression/ILD: 21 lbs
Cap Density: 1.15
Caps Compression/ILD: 13 lbs.

Care -- Fluff and rotate cushions periodically

Compression / Indentation Load Deflection (ILD)
is the pounds of pressure it takes to indent the cushion.