



### Standard Features

Tight back  
Polydacron seat cushions  
1 pair #20 pillows  
Hand tied / Hard edge







### Frame Variations

See reverse side  
for **leg options**.



**896-LD-RB**  
Shown with optional nail head trim

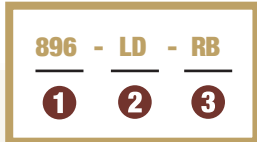
### Series Widths

<b>Sofa</b> (LD)	W: 83 SW: 66	
<b>Loveseat</b> (LS)	W: 61 SW: 44	
<b>Chair &amp; 1/2</b> (C 1/2)	W: 50 SW: 33	
<b>Chair</b> (C)	W: 40 SW: 23	
<b>Twin Sleeper</b> (TWS)	W: 59 SW: 42	
<b>Queen Sleeper</b> (JDS)	W: 83 SW: 66	

### Depth and Height - Same for all widths

Outside: D 36, H 37 — Inside: SD 22 <sup>1</sup>/<sub>2</sub>, SH 19 — Arm Height: 24

Ordering is Easy: specify the *Style, Size and Base* . . .



Tight Back

**1**  
*Style*

Base options  
**RB, BA, DB, PFL**      **896**

**2**  
*Size*

<b>LD Sofa</b>	<b>LS Loveseat</b>	<b>C 1/2 Chair &amp; 1/2</b>	<b>C Chair</b>	<b>TWS Twin Sleeper</b>	<b>JDS Queen Sleeper</b>
W: 83 SW: 66	W: 61 SW: 44	W: 50 SW: 33	W: 40 SW: 23	W: 59 SW: 42	W: 83 SW: 66

**3**  
*Base*

<b>RB</b> Round Bun	<b>BA</b> Bun Apple	<b>DB</b> Double Bun	<b>PFL</b> Pyramid Foot Large

Seat height is 19 inches for all base treatments except Round Bun (RB) is 18 inches.

Ottomans

<b>32 x 22 x 17</b>	3222PT-RB	3222PT-BA	3222PT-DB	3222PT-PFL
<b>28 x 20 x 17</b>	2820PT-RB	2820PT-BA	2820PT-DB	2820PT-PFL

PT - Pillow Top



896-LD-RB



896-LD-PFL

