



Standard Features

Loose or tight back
 Duraloft seat cushion
 Armside hold down clips
 on bench seat
 1 pair #20 pillows
 Hand tied / Hard edge

Frame Variations

See reverse side
 for **back options**.



Loose Back — 182-D1-TT7



Tight Back — 162-D2-TT7

Series Widths






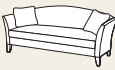




Sofa (D1) 1 cushion (D2) 2 cushion	W: 84 SW: 70	
3/4 Sofa 3/4 (1) 1 cushion 3/4 (2) 2 cushion	W: 74 SW: 60	
Loveseat (LS1) 1 cushion (LS2) 2 cushion	W: 61 SW: 47	
Chair & 1/2 (C 1/2)	W: 48 SW: 34	
Chair (C)	W: 38 SW: 24	

Loose Back Depth and Height - Same for all widths Outside: D 36, H 36 — Inside: SD 22, SH 20 — Arm Height: 30

Tight Back Depth and Height - Same for all widths Outside: D 35, H 36 — Inside: SD 22, SH 20 — Arm Height: 30

Ordering is Easy: specify the *Style*, *Size* and *Base* . . .

182	-	D1	-	TT7
1		2		3

	Loose Back					Tight Back				
1 <i>Style</i>	Base					Base				
	TT7					182				
2 <i>Size</i>	182					162				
										
	D1	3/4 (1)	LS1	C & 1/2	C	D1	3/4 (1)	LS1	C & 1/2	C
	1 cushion sofa	1 cushion sofa	1 cushion loveseat	Chair & 1/2	Chair	1 cushion sofa	1 cushion sofa	1 cushion loveseat	Chair & 1/2	Chair
	D2	3/4 (2)	LS2			D2	3/4 (2)	LS2		
	2 cushion sofa	2 cushion sofa	2 cushion loveseat			2 cushion sofa	2 cushion sofa	2 cushion loveseat		
W: 84	W: 74	W: 61	W: 48	W: 38	W: 84	W: 74	W: 61	W: 48	W: 38	
SW: 70	SW: 60	SW: 47	SW: 34	SW: 24	SW: 70	SW: 60	SW: 47	SW: 34	SW: 24	

3
Base



TT7
Transitional Tapered Leg

Seat height is 20 inches.

Ottomans

50 x 25 x 17	5025-TT7
28 x 20 x 17	2820-TT7

