



362, 363, 366, 367

**Covington - Tight Back**

**Standard Features**

- Tight back
- Duraloft seat cushion
- 1 pair #20 pillows
- Hand tied / Hard edge

**Frame Variations**

See reverse side for **arm, leg** and **skirt options**.

**See Also**

Covington - Pillow Back



English Arm — 362-LD-LSP



Sock Arm — 366-LD-LSP

Series Widths		English Arm		Sock Arm	
<b>Sofa</b> (LD)		W: 84 SW: 70		W: 87 SW: 72	
<b>Sofa</b> (3/4)		W: 77 SW: 63		W: 80 SW: 65	
<b>Loveseat</b> (LS)		W: 59 SW: 45		W: 62 SW: 47	
<b>Chair</b> (C)		W: 37 SW: 22		W: 37 SW: 22	

**English Arm Depth and Height - Same for all widths**

Outside: D 40, H 37 — Inside: SD 22, SH 19 1/2 — Arm Height: 25

**Sock Arm Depth and Height - Same for all widths**













Outside: D 40, H 37 — Inside: SD 22, SH 19 1/2 — Arm Height: 25

# Covington - Tight Back

362, 363, 366, 367

Ordering is Easy: specify the *Style, Size and Base* . . .

362 - LD - LSP  
**1**   **2**   **3**

	English Arm				Sock Arm			
	Tight Back				Tight Back			
<b>1</b> <i>Style</i>	Base options							
	DS      363		SP, LSP, ML    362		367		366	
<b>2</b> <i>Size</i>								
	LD Sofa	3/4 Sofa	LS Loveseat	C Chair	LD Sofa	3/4 Sofa	LS Loveseat	C Chair
	W: 84 SW: 70	W: 77 SW: 63	W: 59 SW: 45	W: 37 SW: 22	W: 87 SW: 72	W: 80 SW: 65	W: 62 SW: 47	W: 37 SW: 22
<b>3</b> <i>Base</i>								
	DS Dressmaker Skirt	SP Spool Leg	LSP London Spool	ML Metro Leg				

Seat height is 19<sup>1/2</sup> inches for all base treatments.

## Ottomans

32 x 22 x 17	3222PT-DS	3222PT-SP	3222PT-LSP	3222PT-ML
28 x 20 x 17	2820PT-DS	2820PT-SP	2820PT-LSP	2820PT-ML

PT = Pillow Top



362-LD-LSP



363-LD-DS



366-LD-LSP



366-LD-LSP

Hallagan Fine Furniture

