


Quick&Easy



SCOUT CHAIR
656
For details
see page 51



Note to Ron: This art is not editable. The only thing I can do with it is scale it larger or smaller.



PICK A FRAME AND SELECT FABRIC OR LEATHER.



THEN, WE'LL HELP YOU CHOOSE KEY ELEMENTS TO EXPRESS YOUR STYLE AND ACHIEVE YOUR DECORATING GOALS.



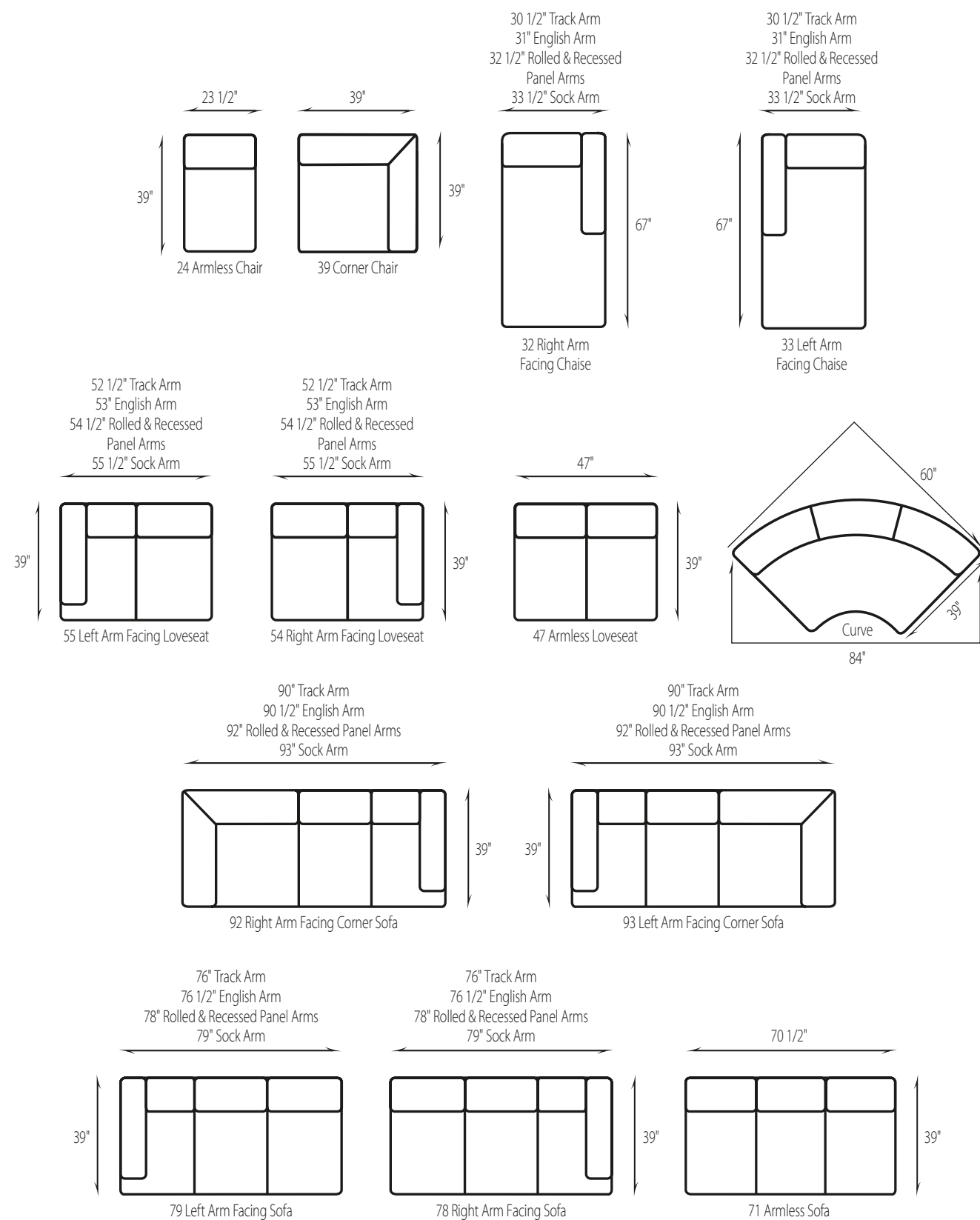
THERE'S A CHOICE FOR EVERY HOME AND LIFESTYLE.

		
Long Sofa		
		
Medium Sofa		
		
Apartment Sofa		
		
Chair and a Half	Ottoman	Loveseat

SOFAS AND SECTIONALS ARE AVAILABLE IN TWO SEATING DEPTHS.

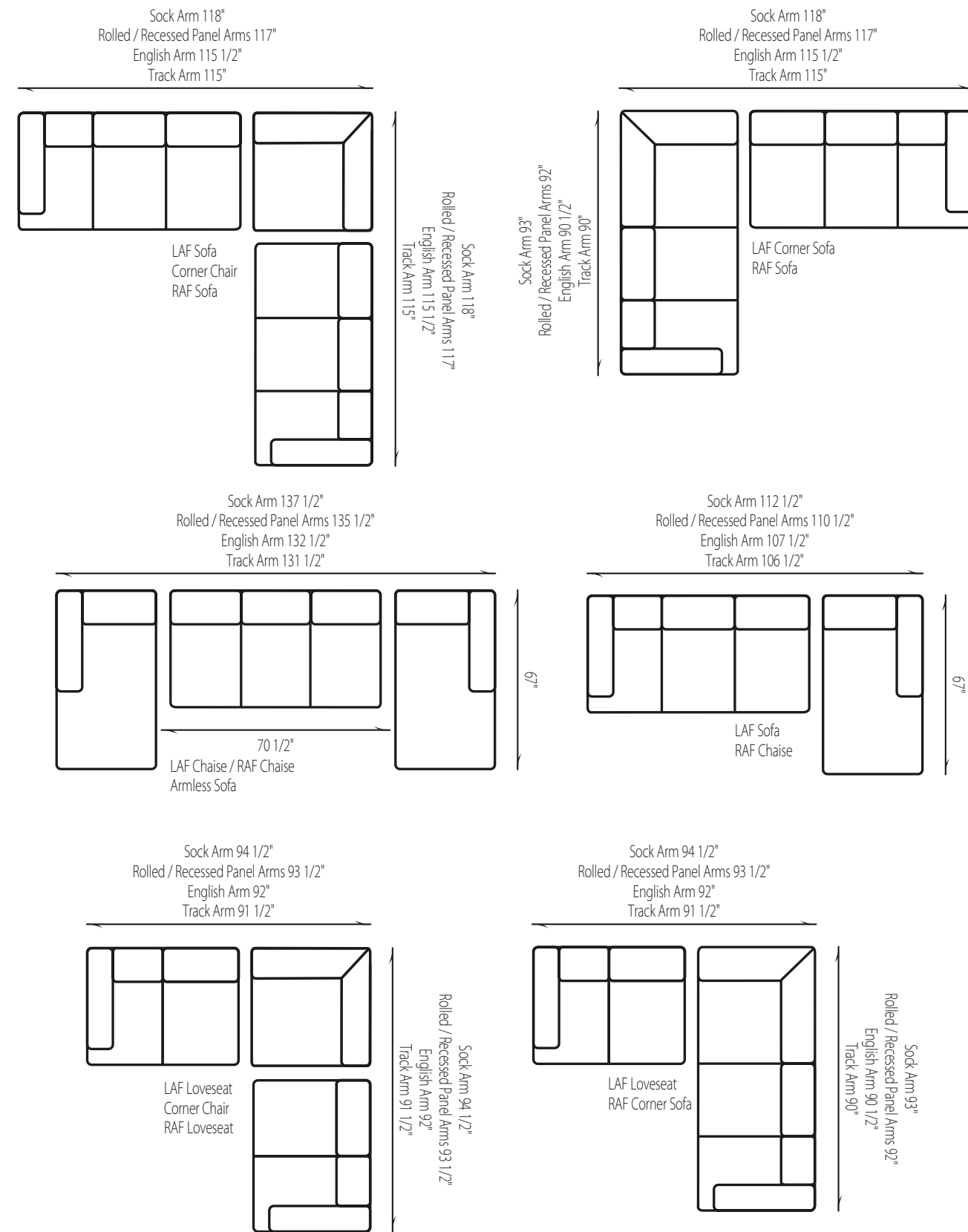
	
Standard Sofa Depth 39"	Deep Sofa Depth 42"
	
	
We make it easy to create custom upholstery that satisfies your design aesthetic, while meeting your client's unique lifestyle and floor plan requirements.	

SIGNATURE ELEMENTS SECTIONAL COMPONENTS



Scale: 1/4" = 1'

SIGNATURE ELEMENTS POPULAR SECTIONAL CONFIGURATIONS



Common Dimensions – Outside: D* 39" H 37" – Inside: D* 21" H 19 1/2" – Seat: H 19 1/2"

*These schematics are drawn using our Standard overall depth of 39".

All sectional pieces are also available in our deep seating option of 42" overall, 24" inside.


HERE ARE YOUR OPTIONS.

Express your distinct style with our Signature Elements collection! With a choice of five arm styles, six base styles, three back styles and two seating depths, you can make any statement with your upholstery selection, from timeless traditional to sleek metropolitan to family-room casual. Integrating our superior quality, comfort and service with your sense of style provides you the tools to confidently resolve any design challenge. Whether you are searching for the perfect sofa, chair, sectional or sleeper, Signature Elements is your solution.

ARM STYLES



BASE STYLES



BACK STYLES



Sofa Choices: With Signature Elements, you may choose from one of three sofa lengths: **LONG; MEDIUM; AND APARTMENT.** The sofas have these dimensions in common:

Seat Height: 19 1/2"
Outside Height: 37"
Inside Height: 19 1/2"

You may choose from one of two seating depths:
Standard: Outside 39" Inside 21"
Deep: Outside 42" Inside 24"

Note: The choice of seating depth is only available on sofas, loveseats, and sectional pieces.

Sock Arm	Outside Length	Inside Length	Arm Height
Long Sofa	97"	81 1/2"	24 1/2"
Medium Sofa	87"	71 1/2"	24 1/2"
Apartment Sofa	77"	61 1/2"	24 1/2"
Loveseat	63 1/2"	48"	24 1/2"
Queen Sleeper	87"	71 1/2"	24 1/2"
Full Size Sleeper	79"	63 1/2"	24 1/2"

Rolled Panel Recessed Panel	Outside Length	Inside Length	Arm Height
Long Sofa	95"	81"	24 1/2"
Medium Sofa	85"	71"	24 1/2"
Apartment Sofa	75"	61"	24 1/2"
Loveseat	61 1/2"	47 1/2"	24 1/2"
Queen Sleeper	85"	71"	24 1/2"
Full Size Sleeper	77"	63"	24 1/2"

English Arm	Outside Length	Inside Length	Arm Height
Long Sofa	92"	80 1/2"	24"
Medium Sofa	82"	70 1/2"	24"
Apartment Sofa	72"	60 1/2"	24"
Loveseat	58 1/2"	47"	24"
Queen Sleeper	82"	70 1/2"	24"
Full Size Sleeper	74"	62 1/2"	24"

Track Arm	Outside Length	Inside Length	Arm Height
Long Sofa	91"	80 1/2"	24"
Medium Sofa	81"	70 1/2"	24"
Apartment Sofa	71"	60 1/2"	24"
Loveseat	57 1/2"	47"	24"
Queen Sleeper	81"	70 1/2"	24"
Full Size Sleeper	73"	62 1/2"	24"

CHAIRS

The Signature Elements chair selection complements any style choice, whether it's a Signature Elements sofa or another silhouette in our line. They make a statement of their own! Our chair and chair and a half are available in one depth and have the following dimensions in common:

Outside: Depth 40" Height 36"
Inside: Depth 22" Height 19"
Seat: Height 19 1/2"

Outside Length, Inside Length and Arm Height will vary based on your selection of Arm Style.

	Outside Length	Inside Length	Arm Height
Sock Arm	36"	22"	24"
Rolled Panel Arm	34"	21 1/2"	23 1/2"
Recessed Panel Arm	34 1/2"	21"	23 1/2"
English Arm	31 1/2"	21 1/2"	24"
Track Arm	31"	21 1/2"	24"

The Matching Ottoman to any Signature Elements chair will have the following dimensions:

Chair Ottoman
Outside: L 23" D 20 1/2" H 17"

CHAIR AND A HALF

The Signature Elements chair and a half has the following dimensions:

Outside: Depth 40" Height 36"
Inside: Depth 22" Height 19"
Seat: Height 19 1/2"

Outside Length, Inside Length and Arm Height will vary based on your selection of Arm Style.

	Outside Length	Inside Length	Arm Height
Sock Arm	48"	34"	24"
Rolled Panel Arm	46"	33 1/2"	23 1/2"
Recessed Panel Arm	46 1/2"	33"	23 1/2"
English Arm	43 1/2"	33 1/2"	24"
Track Arm	43"	33 1/2"	24"

The Matching Ottoman to any Signature Elements chair and a half will have the following dimensions:

Chair and a Half Ottoman
Outside: L 35" D 20 1/2" H 17"

SECTIONALS

Signature Elements contains a wide variety of sectional pieces giving you maximum flexibility when working on any floor plan. We have provided the scaled drawings with overall dimensions for all of the available sectional pieces on page 10, followed on page 11 by completed configuration dimensions. All sectionals in the Signature Elements offering are available in either our standard seating depth of 21" or our deeper seating depth of 24". All sectionals are standard with sectional connectors.



SLEEPERS

Whether you are creating additional sleeping space for an urban loft or making the family room a popular sleep over spot for the kids, our Signature Elements sleepers are the perfect fit. They are available in either queen or full sizes and incorporate a Leggett and Platt Classic XL bifold unit. This premium unit employs square tubular construction for maximum durability and is extra long with a TV headrest. Our standard mattress, from Kingsdown, is 75" long, 6" thick, with inner spring construction, similar to premium bedding. This mattress is mildew resistant, odor free, and hypo-allergenic. For an additional charge, we also offer an air mattress. Please refer to the price list for details.

Dimensions: Our sleepers share the following dimensions:

Seat Height: 20" Inside Depth: 21"
Inside Height: 19 1/2" Overall Depth: 42"
Overall Height: 38"

For the Outside Lengths, Inside Lengths, and Arm Heights, please refer to the tables on page 12.

Note: The Turn Leg w/Caster Base Style is not available for Sleepers.

Making it easy to fit your client's lifestyle is what we're about.

COMMON FEATURES

Seat Cushions: All Signature Elements pieces specified in fabric are standard with our Ultra Crown seat cushion. This cushion is a medium soft cushion yielding a more tailored appearance. For fabric pieces, you may also select either our Spring Down or Comfort Down cushions for an additional charge.

All Signature Elements pieces specified in leather are standard with our Comfort Down seat cushion.

Back Cushions: Should you choose one of the two filled back options, either bordered or knife edge, your back will be standard with 100% fiber. Our filled backs will be sewn and channeled in a down-proof ticking to prevent migration.

Cushion Configuration: The Medium and Long sofas are standard with three seat cushions and backs. Either of these can be changed to a two cushion configuration at no additional charge. A single bench seat cushion may also be specified at no additional charge on any length sofa, loveseat, or sectional piece. Please specify either of these preferences on the Signature Elements order form.

Throw Pillows: All Signature Elements pieces **specified in fabric** are standard with 19" feather down throw pillows. All fabric sofas, loveseats, and straight-line sectionals will include two pillows. Any fabric sectional ordered with a corner will include four pillows. Throw pillows are not included with Signature Elements pieces in leather.

Finish: Any Signature Elements piece requiring a finish will be standard with one of our Traditional finishes. You may also select a Decorative finish at an additional charge.

COM Requirements: Please refer to our price list for all COM requirements.

ORDER FORM

Customer Name: _____

City: _____ State/Zip: _____

Sidemark: _____ Purchase Order No: _____

Step 1: Select your piece. *(indicate quantity)*

_____ Chair	_____ Armless Chair
_____ Ottoman	_____ Corner Chair
_____ Loveseat	_____ RAF Chaise
_____ Apartment Sofa	_____ LAF Chaise
_____ Medium Sofa	_____ Armless Loveseat
_____ Long Sofa	_____ RAF Loveseat
_____ Chair and a Half	_____ LAF Loveseat
_____ Chair and a Half Ottoman	_____ Armless Sofa
_____ Sleeper - Full Size*	_____ RAF Sofa
_____ Sleeper - Queen*	_____ LAF Sofa
Sectional Pieces:	_____ RAF Corner Sofa
_____ Curve	_____ LAF Corner Sofa

Step 2: Select your depth. *(sofa, loveseat & sectional pieces only)*

_____ **Standard:** Outside: 39", Inside: 21"

_____ **Deep:** Outside: 42", Inside: 24"

***Sleepers available in Standard seating depth only**

Step 3: Select your arm.

_____ English Arm	_____ Track Arm
_____ Rolled Panel Arm	_____ Sock Arm
_____ Recessed Panel Arm	

Step 4: Select your base.

_____ Empire Skirt	_____ Bun Foot
_____ <i>Not available in leather.</i>	_____ Tapered Leg
_____ Turned Leg With Caster	_____ Turned Leg No Caster
_____ <i>Not available on Sleepers.</i>	_____ Block Foot

Step 5: Select your cushion configuration. *(medium and long sofas only)*

_____ 3 Cushion (standard)	_____ Bench Cushion
_____ 2 Cushion	

Step 6: Select your back type.

_____ Tight Back	_____ Knife Edge-LOOSE
_____ Bordered Back-LOOSE	_____ Knife Edge-ATTACHED
_____ Bordered Back-ATTACHED	

Step 7: Select your cushion fill.

_____ Ultra Crown (standard)

_____ Spring Down (optional for fabric pieces; upcharge will apply)

_____ Comfort Down (upcharge will apply for fabric pieces)

Step 8: Select your finish if applicable.

Step 9: Specify your fabric and/or leather as well as any decorative treatments.

Please contact our customer service department should you need additional assistance.





**BREWSTER
SOFA**
1966-81
For details
see page 18

**CAMERON
CHAIR**
911
For details
see page 61



1966-81 BREWSTER SOFA
Outside: L 81" D 37" H 37"
Inside: L 70" D 22" H 18"
Seat: H 18" Arm: H 23"
Seat Cushion: Ultra Crown
Back Cushion: Loose pillow, all fiber
Throw Pillows: 2 19 x 19 throw pillows
Decorative Finish: Additional Charge
Nail Trim: Standard with medium nails
Also Available: L1966-81 Leather sofa
Plain Yards: 17 1/2

1954-84 NORWOOD SOFA
Outside: L 84" D 40" H 37 1/2"
Inside: L 75" D 22" H 22 1/2"
Seat: H 18 1/2" Arm: H 25"
Seat Cushion: Comfort Down
Back Cushion: Loose pillow, blendown
Throw Pillows: 2 17 1/2 x 17 1/2 throw pillows
Decorative Finish: Additional Charge
Also Available: 1955 Chair, page 46
Plain Yards: 16



1718-80 WALKER SOFA
Outside: L 79 1/2" D 35 1/2" H 38"
Inside: L 72" D 20 1/2" H 18 1/2"
Seat: H 18" Arm: H 24"
Seat Cushion: Ultra Crown
Back Cushion: Loose pillow, all fiber
Throw Pillows: 2 19 x 19 throw pillows
Decorative Finish: Additional Charge
Also Available: 1719 Chair, page 52
Plain Yards: 16

1956-84 EASTON SOFA
Outside: L 84" D 40" H 37 1/2"
Inside: L 75" D 22" H 22 1/2"
Seat: H 18 1/2" Arm: H 25"
Seat Cushion: Comfort Down
Back Cushion: Loose pillow, blendown
Throw Pillows: 2 17 1/2 x 17 1/2 throw pillows
Also Available: 1957 Chair, page 46
Plain Yards: 17





1826-71 PARKER SETTEE

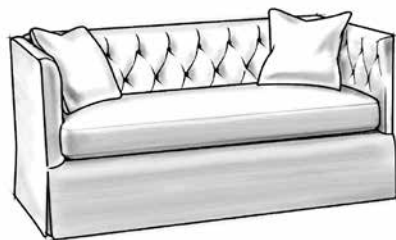
Outside: L 71" D 35" H 34 1/2"
 Inside: L 62" D 24 1/2" H 14 1/2"
 Seat: H 19 1/2" Arm: H 33 1/2"
 Seat Cushion: Comfort Down
 Throw Pillows: 2 19 x 19 throw pillows
 Decorative Finish: Additional Charge
 Plain Yards: 12 1/2

ADDITIONAL STYLE: 1826-84 PARKER SOFA

Throw Pillows: Outside L: 84"; Inside L: 75"
 Plain Yards: 4 19 x 19 throw pillows
 15

2014-85 NEVIL SOFA

Outside: L 85" D 40" H 35 1/2"
 Inside: L 78" D 23" H 21"
 Seat: H 18" Arm: H 24 1/2"
 Seat Cushion: Comfort Down
 Back Cushion: Loose pillow, blendown
 Throw Pillows: 2 21 x 21 throw pillows
 Decorative Finish: Additional Charge
 Also Available: 2015 Chair, page 47
 Plain Yards: 18 1/2



1828-84 BENNETT SOFA

Outside: L 84" D 35" H 34 1/2"
 Inside: L 75" D 24 1/2" H 14 1/2"
 Seat: H 19 1/2" Arm: H 33 1/2"
 Seat Cushion: Comfort Down
 Throw Pillows: 4 19 x 19 throw pillows
 Plain Yards: 16

ADDITIONAL STYLE: 1828-71 BENNETT SETTEE

Throw Pillows: Outside L: 71"; Inside L: 62"
 Plain Yards: 2 19 x 19 throw pillows
 13 1/2

2016-85 TOLLY SOFA

Outside: L 85" D 40" H 35 1/2"
 Inside: L 78" D 23" H 21"
 Seat: H 18" Arm: H 24 1/2"
 Seat Cushion: Comfort Down
 Back Cushion: Loose pillow, blendown
 Throw Pillows: 2 21 x 21 throw pillows
 Also Available: 2017 Chair, page 47
 Plain Yards: 19 1/2





1978-91 PARRISH SOFA

Outside: L 91" D 38" H 38 1/2"
Inside: L 80" D 21 1/2" H 21"
Seat: H 18" Arm: H 23 1/2"
Seat Cushion: Comfort Down
Back Cushion: Loose pillow, blendown
Throw Pillows: 2 21 x 21 throw pillows
Decorative Finish: Additional Charge
Also Available: 1978 Sectional, page 38
L1978-91 Leather sofa
Plain Yards: 18 1/2



1976-91 MCGUIRE SOFA

Outside: L 91" D 38" H 38 1/2"
Inside: L 80" D 21 1/2" H 21"
Seat: H 18" Arm: H 23 1/2"
Seat Cushion: Comfort Down
Back Cushion: Loose pillow, blendown
Throw Pillows: 2 21 x 21 throw pillows
Decorative Finish: Additional Charge
Nail Trim: Standard with medium nails
Also Available: 1976 Sectional, page 38
L1976-91 Leather sofa
Plain Yards: 19 1/2



1902-84 JACKSON SOFA

Outside: L 84" D 39 1/2" H 39"
Inside: L 70" D 22" H 18 1/2"
Seat: H 19" Arm: H 25 1/2"
Seat Cushion: Comfort Down
Back Cushion: Loose pillow, blendown
Throw Pillows: 2 21 x 21 throw pillows
Decorative Finish: Additional Charge
Also Available: 1903 Chair, page 53
Plain Yards: 17



1952-84 MAXWELL SOFA

Outside: L 84" D 35 1/2" H 32"
Inside: L 75" D 22" H 15 1/2"
Seat: H 18" Arm: H 22"
Seat Cushion: Comfort Down
Back Cushion: Attached, blendown
Throw Pillows: 2 17 1/2 x 17 1/2 throw pillows
Decorative Finish: Additional Charge
Nail Trim: Standard with small nails
Also Available: 1953 Chair, page 52
L1952-84 Leather sofa
Plain Yards: 15



1672-88 BRYANT SOFA

Outside: L 88" D 44" H 38"
Inside: L 77" D 22 1/2" H 22"
Seat: H 18" Arm: H 23"
Seat Cushion: Ultra Crown
Back Cushion: Loose pillow, all fiber
Throw Pillows: 2 20 x 20 throw pillows
Decorative Finish: Additional Charge
Also Available: 1672 Sectional, page 42
1673 Chair, page 55
Plain Yards: 21



1970-82 NEWPORT SOFA

Outside: L 82" D 37" H 36"
Inside: L 70 1/2" D 20" H 18"
Seat: H 18" Arm: H 23 1/2"
Seat Cushion: Comfort Down
Back Cushion: Loose pillow, blendown
Throw Pillows: 2 17 x 17 throw pillows
Plain Yards: 18



1968-80 SUMTER SOFA

Outside: L 80" D 37" H 36"
Inside: L 70" D 20" H 18"
Seat: H 18" Arm: H 23"
Seat Cushion: Comfort Down
Back Cushion: Loose pillow, blendown
Throw Pillows: 2 17 x 17 throw pillows
Decorative Finish: Additional Charge
Standard with casters
Ferrule substitute available
Plain Yards: 17 1/2



1950-86 WELLESLEY SOFA

Outside: L 86" D 39" H 33 1/2"
Inside: L 72 1/2" D 23" H 16"
Seat: H 18" Arm: H 23"
Seat Cushion: Comfort Down
Throw Pillows: 2 17 x 17 throw pillows
Also Available: 1951 Chair, page 52
Plain Yards: 16



1534-82 BARRINGER SOFA

Outside: L 81 1/2" D 41 1/2" H 38 1/2"
Inside: L 68 1/2" D 19 1/2" H 21 1/2"
Seat: H 19 1/2" Arm: H 26"
Seat Cushion: Ultra Crown
Back Cushion: Loose pillow, all fiber
Throw Pillows: 2 17 x 17 throw pillows
Decorative Finish: Additional Charge
Nail Trim: Standard with small nails
Also Available: 1535 Chair, page 54
L8074-82 Leather sofa
Plain Yards: 18 1/2



1942-88 DEVON SOFA

Outside: L 88" D 37 1/2" H 38 1/2"
Inside: L 82" D 20 1/2" H 20 1/2"
Seat: H 19" Arm: H 24"
Seat Cushion: Ultra Crown
Back Cushion: Loose pillow, all fiber
Throw Pillows: 2 19 x 19 throw pillows
Also Available: 661 Chair, page 47
Plain Yards: 23



SOFA
XXX
For details
see page

CHAIR
XXX
For details
see page

CHAIR
XXX
For details
see page



1936-84 CRAWLEY SOFA

Outside: L 84" D 38 1/2" H 36 1/2"
Inside: L 65" D 22 1/2" H 20 1/2"
Seat: H 19" Arm: H 26 1/2"
Seat Cushion: Comfort Down
Throw Pillows: 2 19 x 19 throw pillows
Decorative Finish: Additional Charge
Standard with casters
Also Available: 1937 Chair, page 57
1936-100 Sofa, page 28
L1936-84 Leather sofa
Plain Yards: 15



1936-100 CRAWLEY SOFA

Outside: L 100" D 38 1/2" H 36 1/2"
Inside: L 81" D 22 1/2" H 20 1/2"
Seat: H 19" Arm: H 26 1/2"
Seat Cushion: Comfort Down
Throw Pillows: 2 19 x 19 throw pillows
Decorative Finish: Additional Charge
Standard with casters
Also Available: 1937 Chair, page 57
1936-84 Sofa, page 28
L1936-100 Leather sofa
Plain Yards: 18



1928-90 MONTGOMERY SOFA

Outside: L 89 1/2" D 47 1/2" H 37"
Inside: L 77" D 29 1/2" H 21"
Seat: H 18 1/2" Arm: H 25"
Seat Cushion: Comfort Down
Back Cushion: Loose pillow, blendown
Throw Pillows: 4 21 x 21 throw pillows
Decorative Finish: Additional Charge
Nail Trim: Standard with small nails
Also Available: 1928 Sectional, page 36
1928-64 Loveseat
(Outside L: 63 1/2"; Inside L: 51")
1929 Chair, page 55
L8210-90 Leather sofa
Plain Yards: 22



1924-93 BRIGHTON SOFA

Outside: L 93" D 47 1/2" H 37"
Inside: L 77" D 29 1/2" H 21"
Seat: H 18 1/2" Arm: H 25 1/2"
Seat Cushion: Comfort Down
Back Cushion: Loose pillow, blendown
Throw Pillows: 4 21 x 21 throw pillows
Decorative Finish: Additional Charge
Nail Trim: Standard with small nails
Standard with large nails spaced on front border
Also Available: 1924 Sectional, page 36
1924-67 Loveseat
(Outside L: 67"; Inside L: 51")
1925 Chair, page 55
L8196-93 Leather sofa
Plain Yards: 25



1218-92 BRENNAN SOFA

Outside: L 92" D 42" H 40"
Inside: L 72 1/2" D 23" H 22"
Seat: H 20" Arm: H 24"
Seat Cushion: Ultra Crown
Back Cushion: Attached, all fiber
Throw Pillows: 2 22 x 22 throw pillows
2 20 x 20 throw pillows
Also Available: 1218-67 Loveseat
(Outside L: 67" Inside L 47 1/2")
Plain Yards: 22



1054-86 BIANCA SOFA
Outside: L 86" D 41 1/2" H 36"
Inside: L 73" D 26 1/2" H 16"
Seat: H 20 1/2" Arm: H 24 1/2"
Seat Cushion: Ultra Plush
Back Cushion: Loose pillow, all fiber
Throw Pillows: 2 22 x 22 throw pillows
2 18 x 18 throw pillows
1 15 x 26 kidney pillow
Plain Yards: 24

1500-84 FENWAY SOFA
Outside: L 84 1/2" D 40" H 39 1/2"
Inside: L 71" D 21 1/2" H 21"
Seat: H 19" Arm: H 25"
Seat Cushion: Ultra Premium
Back Cushion: Attached, all fiber
Throw Pillows: 2 20 x 20 throw pillows
Decorative Finish: Additional Charge
Also Available: 1500-61 Loveseat
(Outside L: 61"; Inside L: 47")
1500-49 Chair and a half, page 59
1501 Chair, page 58
L8090-84 Leather sofa
Plain Yards: 17



1472-80 HARTWELL SOFA
Outside: L 79 1/2" D 41" H 39"
Inside: L 65" D 21 1/2" H 22"
Seat: H 18" Arm: H 27"
Seat Cushion: Ultra Crown
Back Cushion: Attached, all fiber
Throw Pillows: 2 20 x 20 throw pillows
Decorative Finish: Additional Charge
Nail Trim: Standard with small nails
Standard with casters
Ferrule substitute available
Also Available: 1472-57 Loveseat
(Outside L: 57"; Inside L: 42 1/2")
855 Chair, page 54
L8038-80 Leather sofa
Plain Yards: 16

1488-84 REYNOLDS SOFA
Outside: L 84 1/2" D 40" H 39 1/2"
Inside: L 71" D 21 1/2" H 21"
Seat: H 19" Arm: H 25"
Seat Cushion: Ultra Premium
Back Cushion: Attached, all fiber
Throw Pillows: 2 20 x 20 throw pillows
Also Available: 1488 Sectional, page 40
1488-61 Loveseat
(Outside L: 61"; Inside L: 47")
1488-49 Chair and a half, page 59
1489 Chair, page 58
Plain Yards: 19



1598-80 STANHOPE SOFA
Outside: L 79 1/2" D 42" H 40"
Inside: L 65" D 21" H 22"
Seat: H 19 1/2" Arm: H 27"
Seat Cushion: Comfort Down
Back Cushion: Loose pillow, blendown
Throw Pillows: 2 20 x 20 throw pillows
Also Available: 1599 Chair, page 54
Plain Yards: 19 1/2

1914-84 CAMPBELL SOFA
Outside: L 84 1/2" D 40" H 39 1/2"
Inside: L 71" D 21 1/2" H 21"
Seat: H 19" Arm: H 25"
Seat Cushion: Ultra Premium
Back Cushion: Attached, all fiber
Throw Pillows: 2 20 x 20 throw pillows
Decorative Finish: Additional Charge
Also Available: 1914 Sectional, page 40
1914-61 Loveseat
(Outside L: 61"; Inside L: 47")
1914-49 Chair and a half, page 59
1915 Chair, page 58
Plain Yards: 17





1404-70 MADISON SETTEE

Outside: L 70" D 39 1/2" H 39"
Inside: L 54 1/2" D 20" H 21"
Seat: H 20 1/2" Arm: H 27"
Seat Cushion: Comfort Down
Throw Pillows: 2 22 x 22 throw pillows
1 20 x 27 kidney pillow
Decorative Finish: Additional Charge
Also Available: 1404-49 Chair and a half
Plain Yards: 12

1404-50 MADISON BENCH

Outside: L 50 1/2" D 25 1/2" H 19 1/2"
Seat Cushion: Comfort Down
Plain Yards: 4

1892-69 SANFORD SETTEE

Outside: L 68 1/2" D 38 1/2" H 37"
Inside: L 56" D 28" H 15"
Seat: H 20" Arm: H 25 1/2"
Seat Cushion: Comfort Down
Throw Pillows: 4 21 x 21 throw pillows
Decorative Finish: Additional Charge
Plain Yards: 14

1892-50 SANFORD BENCH

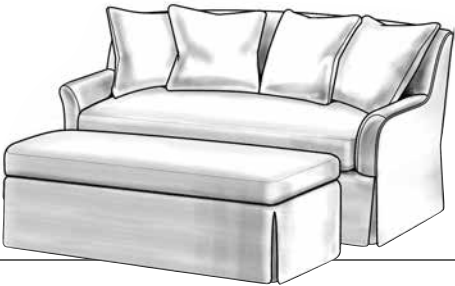
Outside: L 50" D 25" H 17"
Plain Yards: 3 1/2

ADDITIONAL STYLE:

1894-69 BARNARD SETTEE/

1894-50 BARNARD BENCH

Seat Cushion: Comfort Down
Plain Yards: 14 1/2 (Settee)/5 1/2 (Bench)



1406-70 ASHFORD SETTEE

Outside: L 70" D 39 1/2" H 39"
Inside: L 54 1/2" D 20" H 21"
Seat: H 20 1/2" Arm: H 27"
Seat Cushion: Comfort Down
Throw Pillows: 2 22 x 22 throw pillows
1 20 x 27 kidney pillow
Also Available: 1406-49 Chair and a half
Plain Yards: 14

1406-50 ASHFORD BENCH

Outside: L 50 1/2" D 25 1/2" H 19 1/2"
Seat Cushion: Comfort Down
Plain Yards: 5 1/2

1530-72 DOUGLAS SOFA

Outside: L 75 1/2" D 39" H 35 1/2"
Inside: L 57 1/2" D 20 1/2" H 17"
Seat: H 20 1/2" Arm: H 29 1/2"
Seat Cushion: Ultra Crown
Back Cushion: Loose pillow, all fiber
Throw Pillows: 2 17 x 17 throw pillows
Plain Yards: 17 1/2



MONTGOMERY
SECTIONAL
1928
For details
see pages 36-37

DURHAM
OTTOMAN
86 C
For details
see page 67





LAF Corner Sofa

RAF Sofa

1928-107 MONTGOMERY LAF
CORNER SOFA

Outside: L 101" D 47 1/2" H 37"
Inside: L 94 1/2" D 29 1/2" H 21"
Seat: H 18 1/2" Arm: H 25"
Plain Yards: 27

1928-86 MONTGOMERY RAF SOFA

Outside: L 83 1/2" D 47 1/2" H 37"
Inside: L 94 1/2" D 29 1/2" H 21"
Seat: H 18 1/2" Arm: H 25"
Plain Yards: 16 1/2

STANDARD FEATURES ON ALL 1924
BRIGHTON/1928 MONTGOMERY
SECTIONAL COMPONENTS:

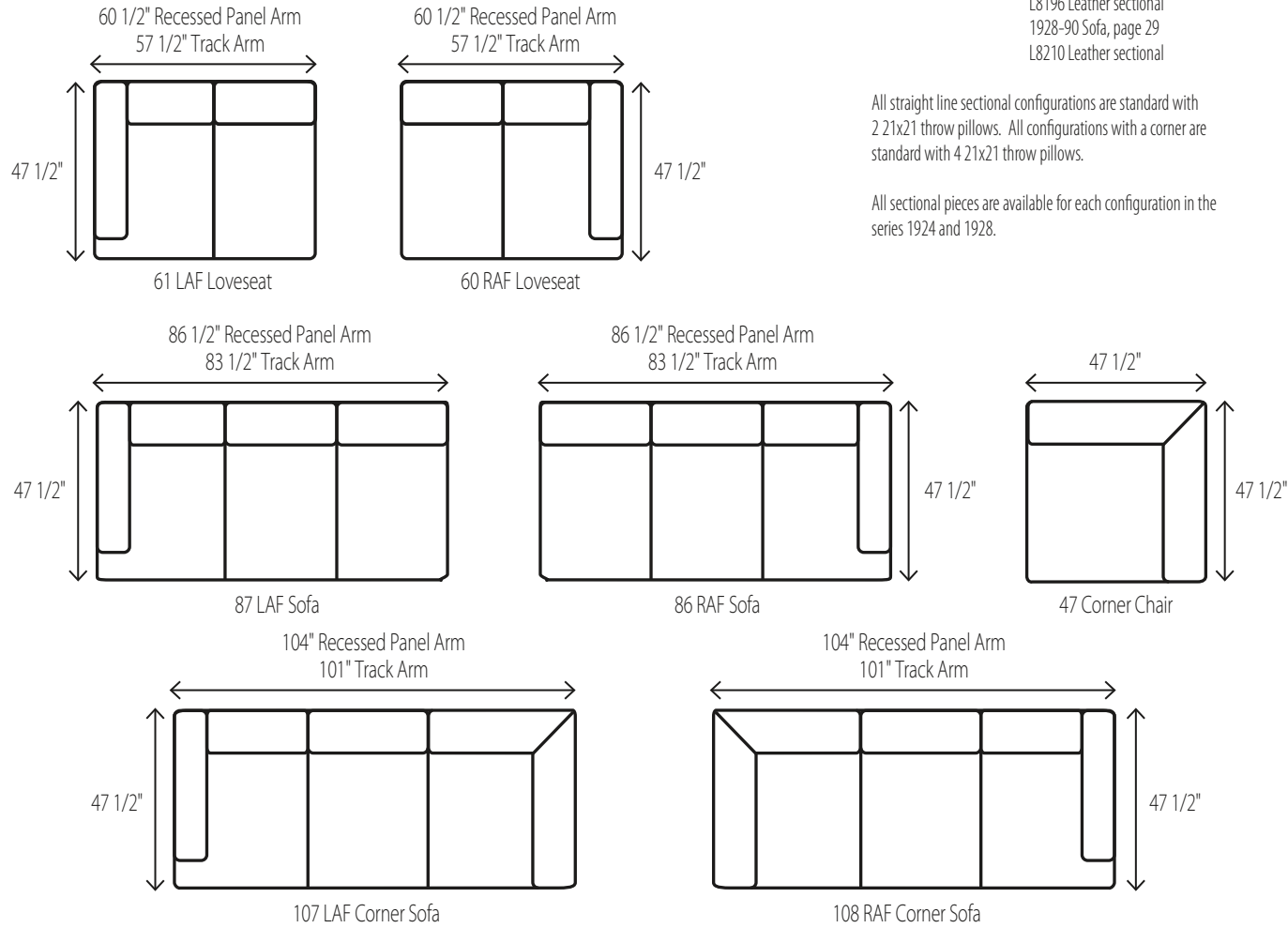
Seat Cushion: Comfort Down
Back Cushion: Loose pillow, blendown
Decorative Finish: Additional Charge
Nail Trim: 1924 standard with small nails
1924 standard with large nails
spaced on front
1928 standard with small nails
1924-93 Sofa, page 29
L8196 Leather sectional
1928-90 Sofa, page 29
L8210 Leather sectional

Also Available

All straight line sectional configurations are standard with 2 21x21 throw pillows. All configurations with a corner are standard with 4 21x21 throw pillows.

All sectional pieces are available for each configuration in the series 1924 and 1928.

1924/1928 SECTIONAL COMPONENTS



Scale: 1/4" = 1'

All sectional pieces are available for each configuration in the series 1924 and 1928.

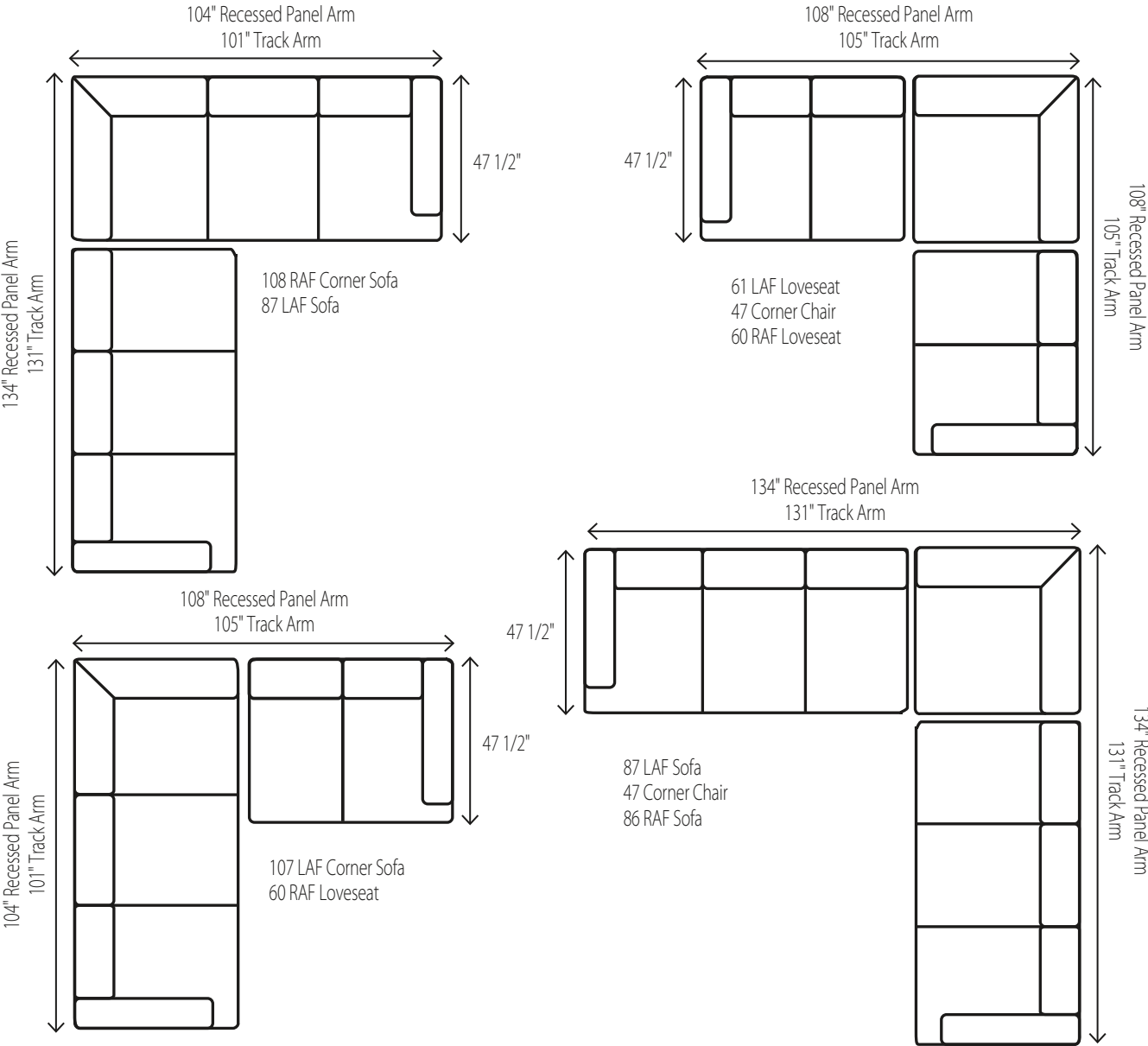


1924 Brighton Sectional Recessed Panel Arm



1928 Montgomery Sectional Track Arm

1924/1928 SECTIONAL POPULAR CONFIGURATIONS





LAF Sofa

Corner Chair

RAF Sofa

1976-85 MCGUIRE LAF SOFA

Outside: L 85 1/2 D 38" H 38 1/2"
Inside: L 80" D 21 1/2" H 21"
Seat: H 18" Arm: H 23 1/2"
Plain Yards: 17

1976-38 MCGUIRE CORNER CHAIR

Outside: L 38 D 38" H 38 1/2"
Inside: L 21 1/2" D 21 1/2" H 21"
Seat: H 18 1/2"
Plain Yards: 11 1/2

1976-84 MCGUIRE RAF SOFA

Outside: L 85 1/2 D 38" H 38 1/2"
Inside: L 80" D 21 1/2" H 21"
Seat: H 18" Arm: H 23 1/2"
Plain Yards: 17

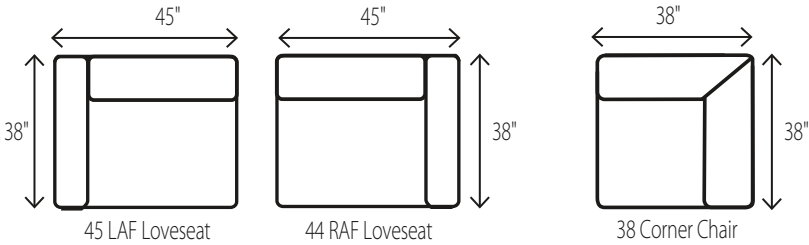
STANDARD FEATURES ON ALL

1976 MCGUIRE / 1978 PARRISH

SECTIONAL COMPONENTS

Seat Cushion: Comfort Down
Back Cushion: Loose pillow, blendown
Decorative Finish: Additional Charge
Nail Trim: 1976 standard with medium nails
1978 standard with no nails
Also Available: 1976-91 Sofa, page 22
L1976 Leather sectional
1978-91 Sofa, page 22
L1978 Leather sectional

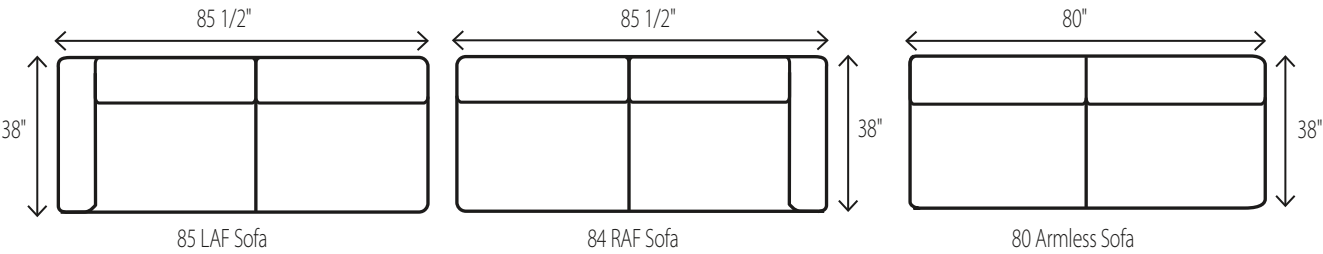
All straight line sectional configurations are standard with 2 21 x 21 throw pillows. All configurations with a corner are standard with 4 21 x 21 throw pillows.



45 LAF Loveseat

44 RAF Loveseat

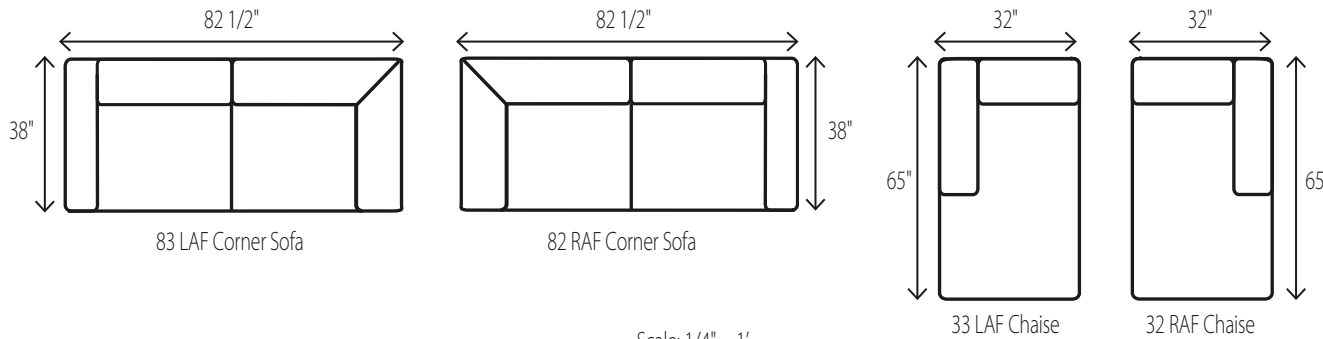
38 Corner Chair



85 LAF Sofa

84 RAF Sofa

80 Armless Sofa



83 LAF Corner Sofa

82 RAF Corner Sofa

33 LAF Chaise

32 RAF Chaise

Scale: 1/4" = 1'

All sectional pieces are available for each configuration in the series 1976 and 1978.

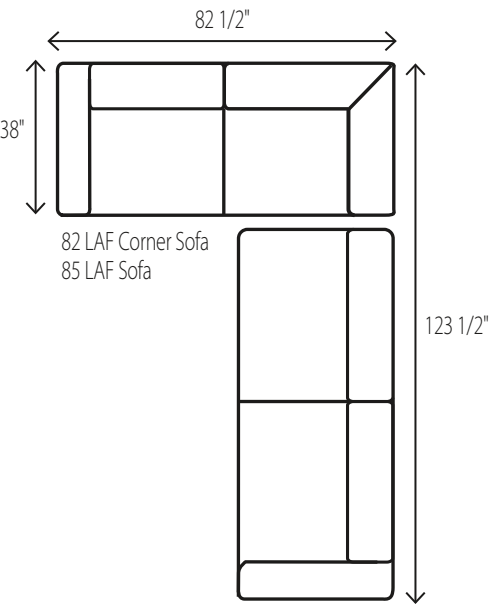


1976 McGuire

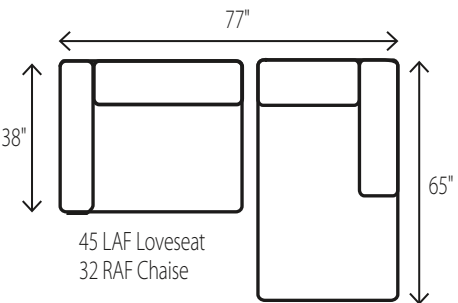


1978 Parrish

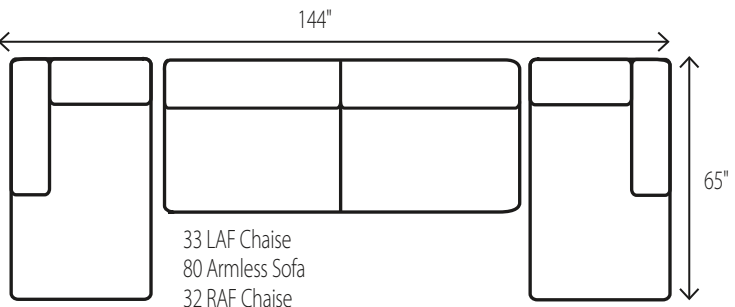
1976/1978 SECTIONAL POPULAR CONFIGURATIONS



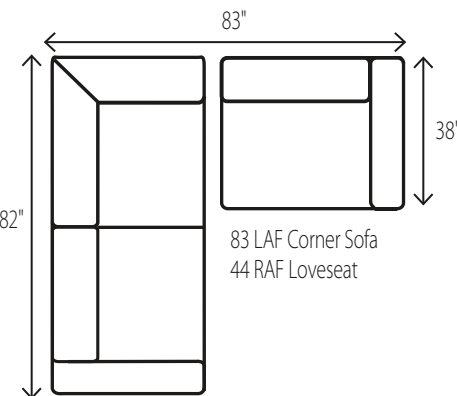
82 LAF Corner Sofa
85 LAF Sofa



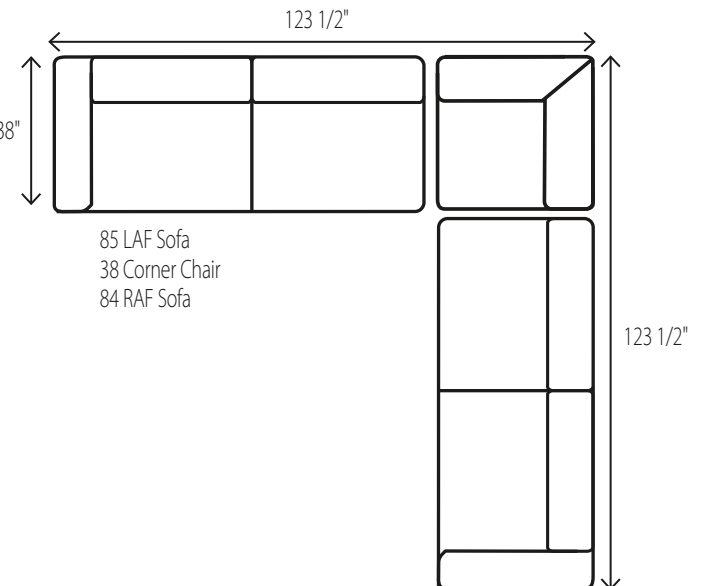
45 LAF Loveseat
32 RAF Chaise



33 LAF Chaise
80 Armless Sofa
32 RAF Chaise



83 LAF Corner Sofa
44 RAF Loveseat



85 LAF Sofa
38 Corner Chair
84 RAF Sofa



1914-78 CAMPBELL RAF SOFA

Outside: L 79" D 40" H 39 1/2"
Inside: L 72" D 21 1/2" H 21"
Seat: H 19" Arm: 25"
Plain Yards: 15 1/2

1914-93 CAMPBELL LAF CORNER SOFA

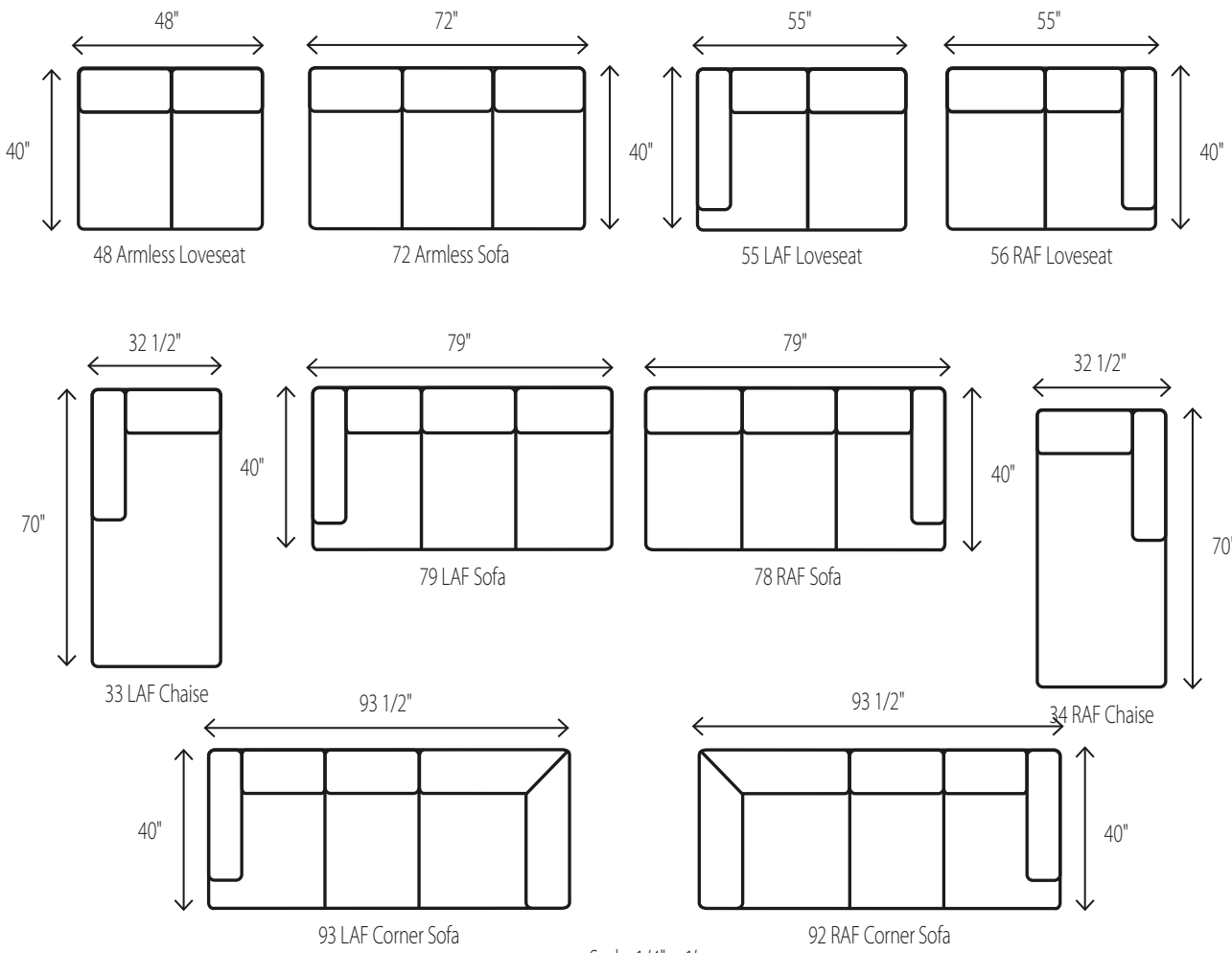
Outside: L 93 1/2" D 40" H 39 1/2"
Inside: L 67" D 21 1/2" H 21"
Seat: H 19" Arm: 25"
Plain Yards: 22

STANDARD FEATURES ON 1488
REYNOLDS/1914 CAMPBELL SECTIONAL
COMPONENTS:

Seat Cushion: Ultra Premium
Back Cushion: Attached, all fiber
Decorative Finish: Additional Charge
Also Available: 1488-84 Sofa, page 31
1914-84 Sofa, page 31

All straight line sectional configurations are standard with 2 20x20 throw pillows. All configurations with a corner are standard with 4 20x20 throw pillows.

1488/1914 SECTIONAL COMPONENTS



Scale: 1/4" = 1'

All sectional pieces are available for each configuration in the series 1488 and 1914.

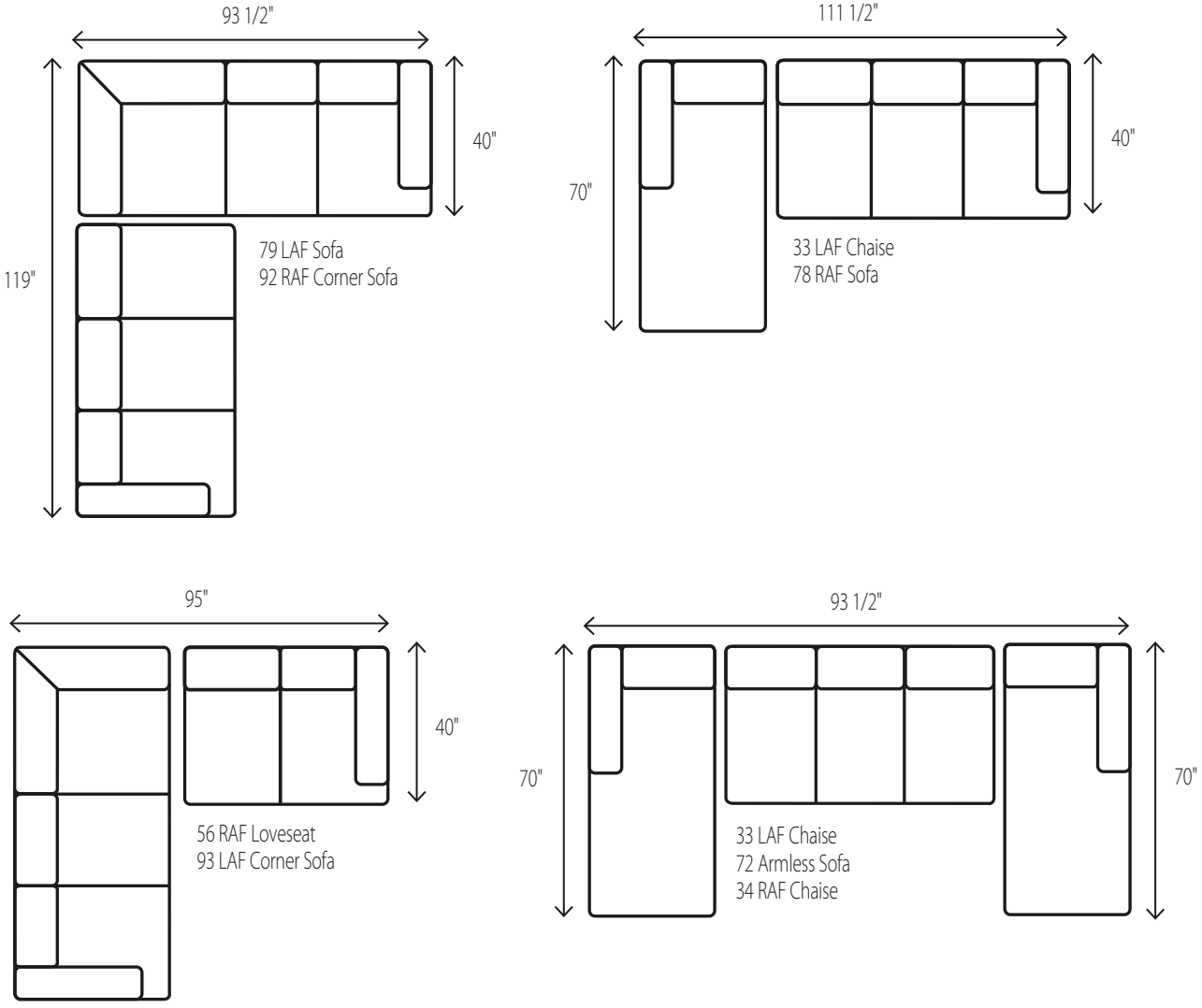


1488 Reynolds Sectional Empire Skirt



1914 Campbell Sectional Tapered Leg

1488/1914 SECTIONAL POPULAR CONFIGURATIONS





1672-44 BRYANT CORNER CHAIR
Outside: L 44" D 44" H 38"
Inside: L 21 1/2" D 22 1/2" H 22"
Seat: H 18"
Plain Yards: 11

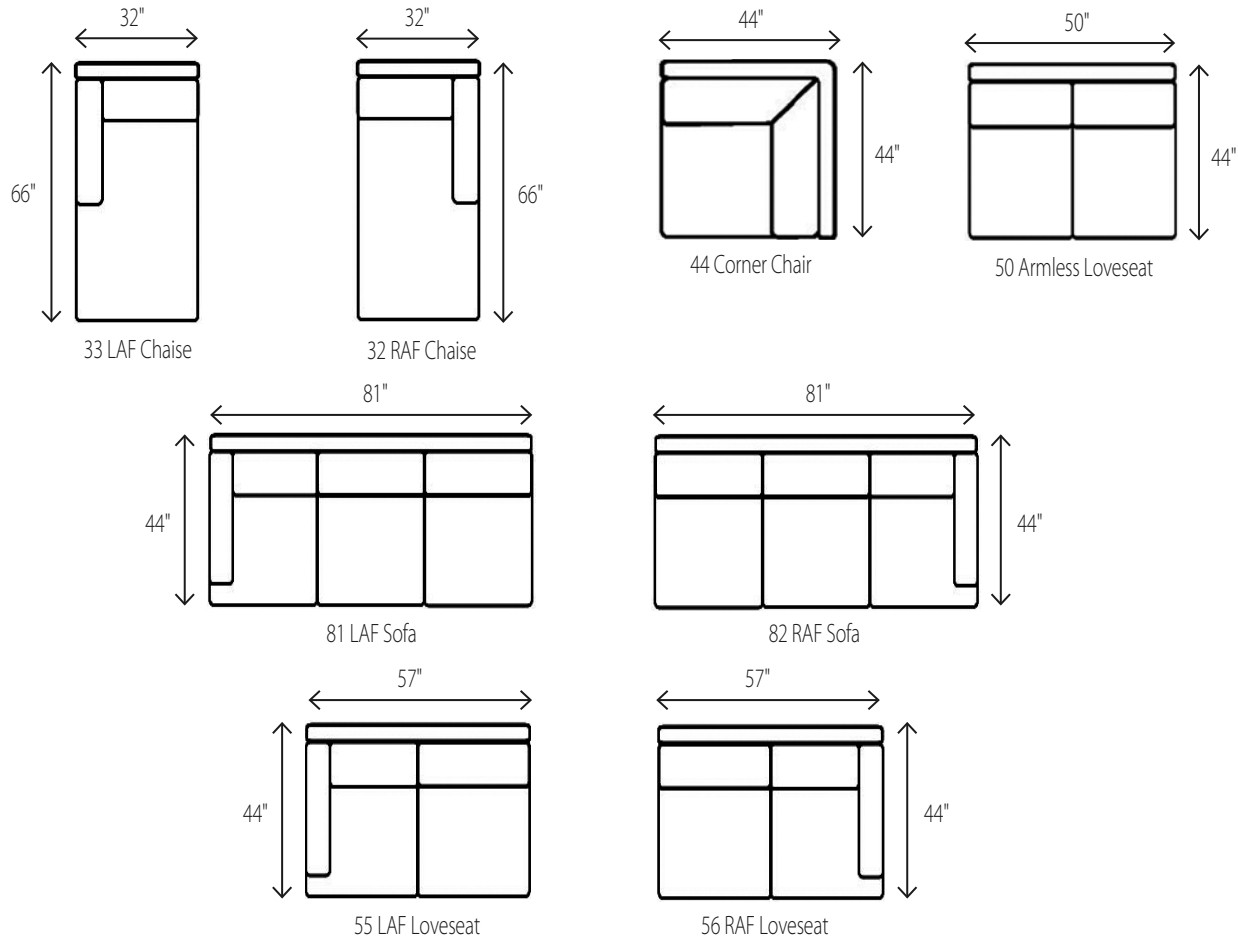
1672-56 BRYANT RAF LOVESEAT
Outside: L 57" D 44" H 38"
Inside: L 52" D 22 1/2" H 22"
Seat: H 18" Arm: H 23"
Plain Yards: 14

1672-81 BRYANT LAF SOFA
Outside: L 81" D 44" H 38"
Inside: L 76" D 22 1/2" H 22"
Seat: H 18" Arm: H 23"
Plain Yards: 17 1/2

STANDARD FEATURES ON ALL 1672 BRYANT SECTIONAL COMPONENTS:
Seat Cushion: Ultra Crown
Back Cushion: Loose pillow, all fiber
Decorative Finish: Additional Charge
Also Available: 1672-88 Sofa, page 21

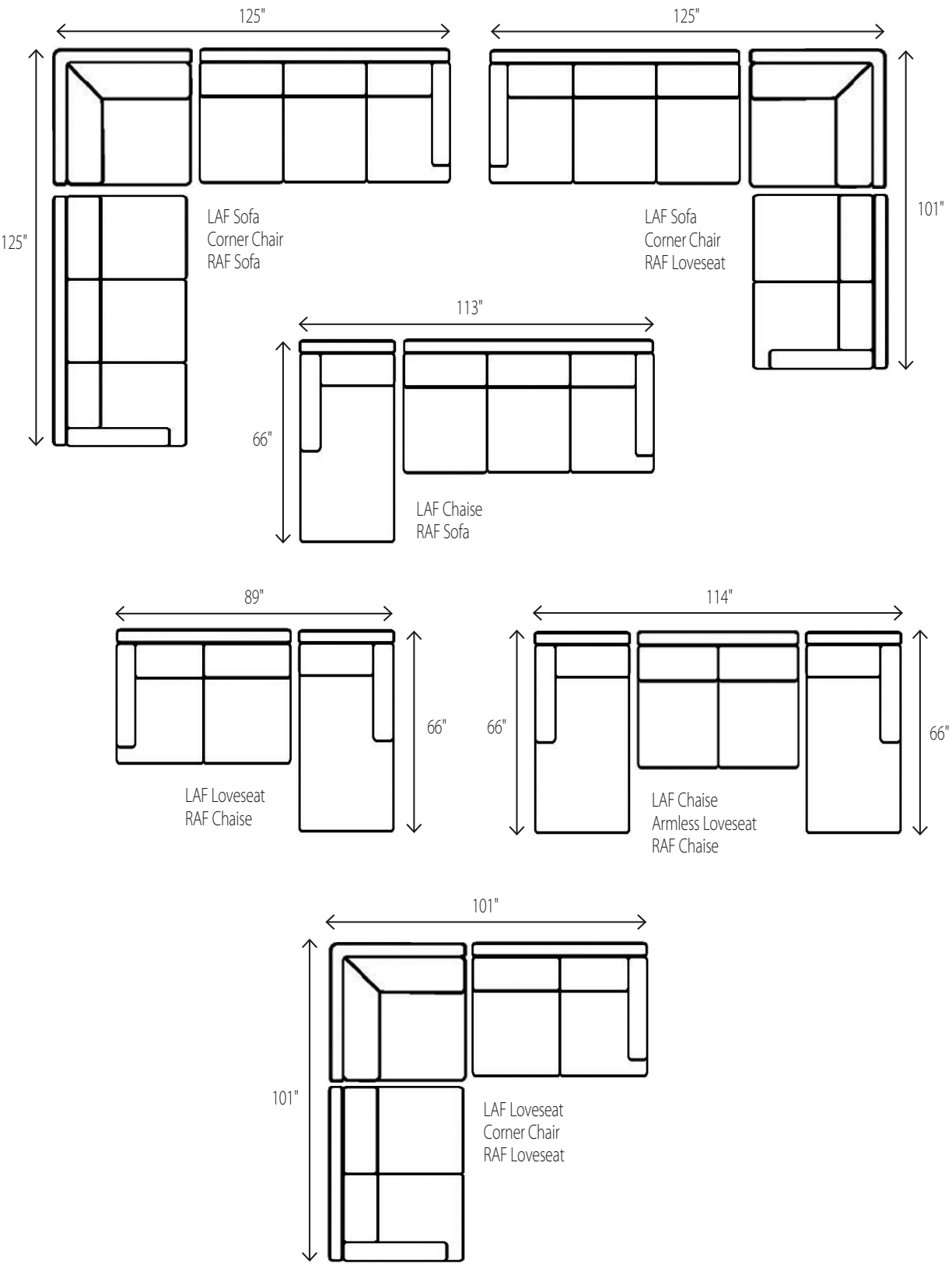
All straight line sectional configurations are standard with 2 20x20 throw pillows. All configurations with a corner are standard with 4 20x20 throw pillows.

1672 SECTIONAL COMPONENTS



Scale: 1/4" = 1'

1672 SECTIONAL POPULAR CONFIGURATIONS



CHAIR
XXX

For details
see page



699 LUNA CHAIR

Outside: L 28" D 32" H 37 1/2"
Inside: L 20" D 17 1/2" H 17"
Seat: H 19 1/2" Arm: 23"
Seat Cushion: Ultra Crown
Throw Pillows: 1 11x19 kidney pillow
Decorative Finish: Additional Charge
Nail Trim: Standard with small nails
Also Available: L7093 Leather chair
Plain Yards: 6



712 TRIBECA CHAIR

Outside: L 30" D 34 1/2" H 40 1/2"
Inside: L 22" D 19" H 19"
Seat: H 19 1/2" Arm: 23"
Seat Cushion: Ultra Crown
Throw Pillows: 1 11 x 19 kidney pillow
Decorative Finish: Additional Charge
Nail Trim: Standard with small nails
Also Available: L7082 Leather chair, page 72
Plain Yards: 6 1/2



712-24 TRIBECA OTTOMAN

Outside: L 24" D 20" H 16 1/2"
Seat Cushion: Ultra Premium
Plain Yards: 2 1/2





588 ELBRIDGE CHAIR

Outside: L 28 1/2" D 37" H 34 1/2"
Inside: L 20" D 23" H 20 1/2"
Seat: H 18" Arm: H 25"
Seat Cushion: Comfort Down
Decorative Finish: Additional Charge
Also Available: L588 Leather chair
Plain Yards: 5

588-24 ELBRIDGE OTTOMAN

Outside: L 23 1/2" D 20 1/2" H 16 1/2"
Seat Cushion: Comfort Down
Plain Yards: 2



661 DEVON CHAIR

Outside: L 32" D 38 1/2" H 38 1/2"
Inside: L 26" D 20" H 20"
Seat: H 19" Arm: H 24"
Seat Cushion: Ultra Crown
Back Cushion: Loose pillow, all fiber
Also Available: 1942-88 Sofa, page 25
Plain Yards: 9 1/2



661-27 DEVON OTTOMAN

Outside: L 27" D 21 1/2" H 16 1/2"
Seat Cushion: Ultra Crown
Plain Yards: 4



1955 NORWOOD CHAIR

Outside: L 32" D 34 1/2" H 34"
Inside: L 23" D 26" H 20"
Seat: H 18 1/2" Arm: H 25 1/2"
Seat Cushion: Comfort Down
Back Cushion: Loose pillow, blendown
Decorative Finish: Additional Charge
Also Available: 1954-84 Sofa, page 19
L1955 Leather chair
Plain Yards: 6 1/2

1955-24 NORWOOD OTTOMAN

Outside: L 25" D 20" H 17"
Seat Cushion: Comfort Down
Plain Yards: 2



2015 NEVIL CHAIR

Outside: L 26 1/2" D 40" H 35 1/2"
Inside: L 23" D 23" H 21"
Seat: H 18" Arm: H 24 1/2"
Seat Cushion: Comfort Down
Back Cushion: Loose pillow, blendown
Decorative Finish: Additional Charge
Also Available: 2014-85 Sofa, page 21
Plain Yards: 8

2015-23 NEVIL OTTOMAN

Outside: L 23" D 19" H 16"
Seat Cushion: Comfort Down
Plain Yards: 2



1957 EASTON CHAIR

Outside: L 32" D 34 1/2" H 34"
Inside: L 23" D 26" H 20"
Seat: H 18 1/2" Arm: H 25 1/2"
Seat Cushion: Comfort Down
Back Cushion: Loose pillow, blendown
Decorative Finish: Additional Charge
Also Available: 1956-84 Sofa, page 19
Plain Yards: 7



1957-24 EASTON OTTOMAN

Outside: L 25" D 20" H 17"
Seat Cushion: Comfort Down
Plain Yards: 3



2017 TOLLY CHAIR

Outside: L 26 1/2" D 40" H 35 1/2"
Inside: L 23" D 23" H 21"
Seat: H 18" Arm: H 24 1/2"
Seat Cushion: Comfort Down
Back Cushion: Loose pillow, blendown
Also Available: 2016-85 Sofa, page 21
Plain Yards: 8 1/2



2017-23 TOLLY OTTOMAN

Outside: L 23" D 19" H 16"
Seat Cushion: Comfort Down
Plain Yards: 2 1/2





1953 MAXWELL CHAIR

Outside: L 31" D 35 1/2" H 32"
Inside: L 22 1/2" D 22" H 15 1/2"
Seat: H 18" Arm: H 22"
Seat Cushion: Comfort Down
Back Cushion: Attached, blendown
Decorative Finish: Additional Charge
Nail Trim: Standard with small nails
Also Available: 1952-84 Sofa, page 23
L1953 Leather chair
Plain Yards: 7 1/2

1953-23 MAXWELL OTTOMAN

Outside: L 23" D 18" H 15"
Seat Cushion: Comfort Down
Plain Yards: 3

796 DONOVAN CHAIR

Outside: L 30 1/2" D 40" H 34"
Inside: L 20" D 23 1/2" H 21"
Seat: H 17" Arm: H 24"
Seat Cushion: Ultra Crown
Decorative Finish: Additional Charge
Plain Yards: 7

796-26 DONOVAN OTTOMAN

Outside: L 25" D 21" H 15"
Seat Cushion: Ultra Premium
Plain Yards: 2 1/2



ADDITIONAL STYLE:

1713 AARON CHAIR/1713-26 AARON OTTOMAN

Plain Yards: 8 1/2 (Chair)/4 (Ottoman)



641 SEBASTIAN CHAIR

Outside: L 30" D 39" H 43"
Inside: L 22 1/2" D 23 1/2" H 28 1/2"
Seat: H 18" Arm: H 24"
Seat Cushion: Comfort Down
Throw Pillows: 1 10 x 18 Kidney pillow
Decorative Finish: Additional Charge
Also Available: L641 Leather chair
Plain Yards: 10



641-23 SEBASTIAN OTTOMAN

Outside: L 24 1/2" D 20 1/2" H 15"
Seat Cushion: Comfort Down
Plain Yards: 2 1/2

674 GRAYSON CHAIR

Outside: L 29" D 36 1/2" H 33 1/2"
Inside: L 22" D 21" H 17"
Seat: H 17" Arm: H 22 1/2"
Seat Cushion: Ultra Crown
Back Cushion: Loose pillow, all fiber
Decorative Finish: Additional Charge
Also Available: L7101 Leather chair
Plain Yards: 7 1/2



674-24 GRAYSON OTTOMAN

Outside: L 24" D 20" H 15 1/2"
Seat Cushion: Ultra Crown
Plain Yards: 2 1/2



ADDITIONAL STYLE:

679 FOWLER CHAIR/679-24 FOWLER OTTOMAN

Plain Yards: 7 1/2 (Chair)/3 (Ottoman)

PIMLICO
CHAIR
621
For details
see page 51



621 PIMLICO CHAIR

Outside: L 28 1/2" D 33" H 45 1/2"
Inside: L 20" D 21" H 28"
Seat: H 19 1/2" Arm: H 25 1/2"
Seat Cushion: Ultra Crown
Decorative Finish: Additional Charge
Nail Trim: Standard with small nails
Also Available: L621 Leather chair
Plain Yards: 7



617 LILLINGTON CHAIR

Outside: L 28 1/2" D 33" H 45 1/2"
Inside: L 20" D 21" H 28"
Seat: H 19 1/2" Arm: H 25 1/2"
Seat Cushion: Ultra Crown
Plain Yards: 7 1/2



656 SCOUT CHAIR

Outside: L 32" D 36 1/2" H 45"
Inside: L 23" D 24" H 27"
Seat: H 18 1/2" Arm: H 25 1/2"
Seat Cushion: Comfort Down
Decorative Finish: Additional Charge
Nail Trim: Standard with small nails
Also Available: L7111 Leather chair
Plain Yards: 7





1953 MAXWELL CHAIR

Outside: L 31" D 35 1/2" H 32"
Inside: L 22 1/2" D 22" H 15 1/2"
Seat: H 18" Arm: H 22"
Seat Cushion: Comfort Down
Back Cushion: Attached, blendown
Decorative Finish: Additional Charge
Nail Trim: Standard with small nails
Also Available: 1952-84 Sofa, page 23
L1953 Leather chair
Plain Yards: 7 1/2

1953-23 MAXWELL OTTOMAN

Outside: L 23" D 18" H 15"
Seat Cushion: Comfort Down
Plain Yards: 3



1903 JACKSON CHAIR

Outside: L 33 1/2" D 37" H 36"
Inside: L 21 1/2" D 21" H 16 1/2"
Seat: H 18" Arm: H 24"
Seat Cushion: Comfort Down
Back Cushion: Loose pillow, blendown
Decorative Finish: Additional Charge
Also Available: 1902-84 Sofa, page 23
L8195 Leather chair
Plain Yards: 9 1/2

1903-26 JACKSON OTTOMAN

Outside: L 26 1/2" D 22 1/2" H 16"
Seat Cushion: Comfort Down
Plain Yards: 3



1719 WALKER CHAIR

Outside: L 30" D 35 1/2" H 38"
Inside: L 22 1/2" D 20 1/2" H 18 1/2"
Seat: H 18" Arm: H 24"
Seat Cushion: Ultra Crown
Back Cushion: Loose pillow, all fiber
Decorative Finish: Additional Charge
Also Available: 1718-80 Sofa, page 18
Plain Yards: 8 1/2

1719-24 WALKER OTTOMAN

Outside: L 24" D 20" H 16 1/2"
Seat Cushion: Ultra Crown
Plain Yards: 2



650 SAWYER CHAIR

Outside: L 29" D 38 1/2" H 39"
Inside: L 22 1/2" D 20" H 19"
Seat: H 19" Arm: H 24"
Seat Cushion: Ultra Crown
Back Cushion: Loose pillow, all fiber
Decorative Finish: Additional Charge
Also Available: Standard with casters
L7117 Leather chair
Plain Yards: 8 1/2

650-25 SAWYER OTTOMAN

Outside: L 25" D 21" H 17"
Seat Cushion: Ultra Crown
Standard with casters
Plain Yards: 2 1/2



1951 WELLESLEY CHAIR

Outside: L 35" D 39" H 33 1/2"
Inside: L 21" D 23" H 16"
Seat: H 18" Arm: H 23"
Seat Cushion: Comfort Down
Also Available: 1950-86 Sofa, page 25
Plain Yards: 8



1951-31 WELLESLEY OTTOMAN

Outside: L 31 1/2" D 20" H 16 1/2"
Seat Cushion: Comfort Down
Plain Yards: 3 1/2



602 DUNCAN CHAIR

Outside: L 29" D 38 1/2" H 39"
Inside: L 22 1/2" D 20" H 19"
Seat: H 19" Arm: H 24"
Seat Cushion: Ultra Crown
Back Cushion: Loose pillow, all fiber
Standard with casters
Plain Yards: 9 1/2



602-25 DUNCAN OTTOMAN

Outside: L 25" D 21" H 17"
Seat Cushion: Ultra Crown
Standard with casters
Plain Yards: 3 1/2





855 HARTWELL CHAIR
Outside: L 33" D 41" H 39"
Inside: L 21" D 21 1/2" H 22"
Seat: H 18" Arm: H 27"
Seat Cushion: Ultra Crown
Back Cushion: Attached, all fiber
Decorative Finish: Additional Charge
Nail Trim: Standard with small nails
Standard with casters
Ferrule substitute available

Also Available: 1472-80 Sofa, page 30
L7008 Leather chair, page 71

Plain Yards: 8

855-28 HARTWELL OTTOMAN
Outside: L 27 1/2" D 20" H 17"
Standard with casters
Ferrule substitute available

Plain Yards: 2

1929 MONTGOMERY CHAIR
Outside: L 35" D 47 1/2" H 37"
Inside: L 22 1/2" D 27" H 21"
Seat: H 18 1/2" Arm: H 25 1/2"
Seat Cushion: Comfort Down
Back Cushion: Loose pillow, blendown
Decorative Finish: Additional Charge
Nail Trim: Standard with small nails
Also Available: 1928-90 Sofa, page 29
L8211 Leather chair

Plain Yards: 12 1/2

1929-28 MONTGOMERY OTTOMAN
Outside: L 27 1/2" D 22" H 15"
Seat Cushion: Comfort Down
Plain Yards: 3



1599 STANHOPE CHAIR
Outside: L 33" D 42" H 40"
Inside: L 21" D 21" H 22"
Seat: H 19 1/2" Arm: H 27"
Seat Cushion: Comfort Down
Back Cushion: Loose pillow, blendown
Also Available: 1598-80 Sofa, page 30
611 Swivel glider, page 63
9 1/2

1599-25 STANHOPE OTTOMAN
Outside: L 24 1/2" D 20 1/2" H 16 1/2"
Seat Cushion: Comfort Down
Plain Yards: 3 1/2

Reclining
RING BASE
SWIVEL
OPTIONAL

1925 BRIGHTON CHAIR
Outside: L 40" D 47 1/2" H 39"
Inside: L 22 1/2" D 27" H 21"
Seat: H 18 1/2" Arm: H 25 1/2"
Seat Cushion: Comfort Down
Back Cushion: Loose pillow, blendown
Decorative Finish: Additional Charge
Nail Trim: Standard with small nails
Standard with large nails spaced
on front border
Also Available: 1924-93 Sofa, page 29
L8197 Leather chair

Plain Yards: 12 1/2

1925-28 BRIGHTON OTTOMAN
Outside: L 27 1/2" D 22" H 15"
Seat Cushion: Comfort Down
Plain Yards: 3



1535 BARRINGER CHAIR
Outside: L 36" D 41 1/2" H 38 1/2"
Inside: L 22" D 19 1/2" H 21 1/2"
Seat: H 19 1/2" Arm: H 26"
Seat Cushion: Ultra Crown
Back Cushion: Loose pillow, all fiber
Decorative Finish: Additional Charge
Nail Trim: Standard with small nails
Also Available: 1534-82 Sofa, page 25
L8075 Leather chair, page 71

Plain Yards: 9 1/2

1535-26 BARRINGER OTTOMAN
Outside: L 26" D 18 1/2" H 16"
Seat Cushion: Ultra Crown
Plain Yards: 2

1673 BRYANT CHAIR
Outside: L 35" D 44" H 38"
Inside: L 23" D 21 1/2" H 22"
Seat: H 18" Arm: H 23"
Seat Cushion: Ultra Crown
Back Cushion: Loose pillow, all fiber
Decorative Finish: Additional Charge
Also Available: 1672-88 Sofa, page 23
Plain Yards: 8 1/2

1673-27 BRYANT OTTOMAN
Outside: L 26 1/2" D 21" H 14"
Plain Yards: 2 1/2



KEYSTONE
CHAIR
747
For details
see page 57

SOFA
XXX
For details
see page



793 IRVING CHAIR

Outside: L 33" D 40" H 37"
Inside: L 18 1/2" D 20" H 30"
Seat: H 17" Arm: H 22"
Decorative Finish: Additional Charge
Nail Trim: Standard with small nails
Also Available: L7045 Leather chair, page 72
Plain Yards: 6 1/2

793-26 IRVING OTTOMAN

Outside: L 26" D 20" H 15"
Plain Yards: 2



747 KEYSTONE CHAIR

Outside: L 28 1/2" D 35 1/2" H 37"
Inside: L 24" D 20" H 20"
Seat: H 19" Arm: 23 1/2"
Back Cushion: Loose pillow, goose down
Finish: No Charge
Nail Trim: Standard with small nails
Standard with casters
Ferrule substitute available

Also Available: L7081 Leather chair
Plain Yards: 4

747-24 KEYSTONE OTTOMAN

Outside: L 24 1/2" D 20 1/2" H 17"
Standard with casters
Ferrule substitute available
Plain Yards: 2



1937 CRAWLEY CHAIR

Outside: L 39" D 38 1/2" H 36 1/2"
Inside: L 20 D 22 1/2" H 20 1/2"
Seat: H 18" Arm: H 26 1/2"
Seat Cushion: Comfort Down
Decorative Finish: Additional Charge
Standard with casters
Also Available: 1936-84 Sofa, page 28
L1937 Leather chair
Plain Yards: 8

1937-25 CRAWLEY OTTOMAN

Outside: L 26" D 22" H 16"
Decorative Finish: Additional Charge
Standard with casters
Plain Yards: 2




Image to Come



1501 FENWAY CHAIR
Outside: L 37" D 40" H 39 1/2"
Inside: L 23" D 21 1/2" H 21"
Seat: H 19" Arm: H 25"
Seat Cushion: Ultra Premium
Back Cushion: Attached, all fiber
Decorative Finish: Additional Charge
Also Available: 1500-84 Sofa, page 31
L8091 Leather chair
Plain Yards: 8 1/2

1501-29 FENWAY OTTOMAN
Outside: L 29" D 23" H 17 1/2"
Seat Cushion: Ultra Premium
Plain Yards: 2 1/2



1489 REYNOLDS CHAIR
Outside: L 37" D 40" H 39 1/2"
Inside: L 23" D 21 1/2" H 21"
Seat: H 19" Arm: H 25"
Seat Cushion: Ultra Premium
Back Cushion: Attached, all fiber
Decorative Finish: Additional Charge
Also Available: 1488-84 Sofa, page 31
Plain Yards: 9



1489-29 REYNOLDS OTTOMAN
Outside: L 29" D 23" H 17 1/2"
Seat Cushion: Ultra Premium
Standard with casters
Plain Yards: 3 1/2



1915 CAMPBELL CHAIR
Outside: L 37" D 40" H 39 1/2"
Inside: L 23" D 21 1/2" H 21"
Seat: H 19" Arm: H 25"
Seat Cushion: Ultra Premium
Back Cushion: Attached, all fiber
Decorative Finish: Additional Charge
Also Available: 1914-84 Sofa, page 31
Plain Yards: 8 1/2

1915-29 CAMPBELL OTTOMAN
Outside: L 29" D 23" H 17 1/2"
Seat Cushion: Ultra Premium
Plain Yards: 2 1/2

1914-49 CAMPBELL CHAIR AND A HALF
Outside: L 49" D 40" H 39 1/2"
Inside: L 34" D 21 1/2" H 21"
Seat: H 19" Arm: H 25"
Seat Cushion: Ultra Premium
Back Cushion: Attached, all fiber
Throw Pillows: 2 17 x 17 throw pillows
Decorative Finish: Additional Charge
Also Available: 1914-84 Sofa, page 31
Plain Yards: 11



1914-40 CAMPBELL OTTOMAN
Outside: L 40" D 23" H 17 1/2"
Seat Cushion: Ultra Premium
Plain Yards: 3 1/2

ADDITIONAL STYLES:
1488-49 REYNOLDS CHAIR AND A HALF
1488-40 REYNOLDS OTTOMAN
Also Available: 1488-84 Sofa, page 31
Plain Yards: 12 1/2 (Chair)/4 (Ottoman)
Standard with casters



1500-49 FENWAY CHAIR AND A HALF
1500-40 FENWAY OTTOMAN
Decorative Finish: Additional Charge
Also Available: 1500-84 Sofa, page 31
Plain Yards: 11 (Chair)/3 1/2 (Ottoman)




949 ELINOR CHAIR

Outside: L 34" D 36 1/2" H 36"
Inside: L 21" D 21 1/2" H 18 1/2"
Seat: H 19 1/2" Arm: H 25"
Seat Cushion: Ultra Crown
Plain Yards: 9



949-24 ELINOR OTTOMAN

Outside: L 24 1/2" D 20" H 17"
Seat Cushion: Ultra Crown
Plain Yards: 4



ADDITIONAL STYLE:

798 ROSALIND CHAIR/

798-24 ROSALIND OTTOMAN

Plain Yards: 8 1/2 (Chair)/4 1/2 (Ottoman)



911 CAMERON CHAIR

Outside: L 27" D 31" H 38 1/2"
Inside: L 20 1/2" D 19" H 20 1/2"
Seat: H 20" Arm: H 25"
Seat Cushion: Comfort Down
Throw Pillows: 1 10 x 20 kidney pillow
Decorative Finish: No Charge
Plain Yards: 6



772 CORA SWIVEL ROCKER

Outside: L 36" D 36" H 37 1/2"
Inside: L 19 1/2" D 19" H 21"
Seat: H 18" Arm: H 23 1/2"
Seat Cushion: Ultra Crown
Back Cushion: Attached, all fiber
Plain Yards: 8

772-28 CORA OTTOMAN

Outside: L 28" D 22" H 15"
Plain Yards: 4

783 ANDOVER CHAIR

Outside: L 28 1/2" D 38" H 38 1/2"
Inside: L 21" D 23" H 25 1/2"
Seat: H 17" Arm: H 25"
Decorative Finish: Additional Charge
Nail Trim: Standard with small nails
Plain Yards: Standard with casters
5





593 RADCLIFFE SWIVEL CHAIR

Outside: L 28 1/2" D 32" H 31 1/2"
Inside: L 22" D 22" H 14 1/2"
Seat: H 19" Arm: H 25"
Seat Cushion: Ultra Crown
Nail Trim: Standard with small nails
Also Available: L593 Leather swivel chair
Plain Yards: 6



612 DAWSON SWIVEL GLIDER

Outside: L 31" D 37" H 39"
Inside: L 21" D 22" H 23"
Seat: H 19" Arm: H 25 1/2"
Seat Cushion: Ultra Crown
Also Available: 812 Chair
Plain Yards: 8



709 STEWART SWIVEL CHAIR

Outside: L 30 1/2" D 32 1/2" H 32 1/2"
Inside: L 19 1/2" D 21" H 13"
Seat: H 18" Arm: H 25"
Seat Cushion: Ultra Crown
Decorative Finish: Additional Charge
Also Available: L7086 Leather swivel chair
Plain Yards: 6



706 OSCAR SWIVEL GLIDER

Outside: L 33" D 42" H 39"
Inside: L 22" D 21" H 22"
Seat: H 19" Arm: H 25"
Seat Cushion: Ultra Crown
Back Cushion: Attached, all fiber
Also Available: L7087 Leather swivel glider, page 72
Plain Yards: 9

706-25 OSCAR OTTOMAN

Outside: L 25" D 22" H 17"
Seat Cushion: Ultra Premium
Standard with casters
Plain Yards: 3



660 FREEMONT SWIVEL CHAIR

Outside: L 30 1/2" D 32 1/2" H 32 1/2"
Inside: L 22" D 19 1/2" H 13"
Seat: H 18" Arm: H 25"
Seat Cushion: Ultra Crown
Back Cushion: Loose pillow, all fiber
Decorative Finish: Additional Charge
Also Available: L7115 Leather swivel chair
Plain Yards: 7 1/2



611 MACKIE SWIVEL GLIDER

Outside: L 33" D 42" H 40"
Inside: L 21" D 21" H 22"
Seat: H 19 1/2" Arm: H 27"
Seat Cushion: Comfort Down
Back Cushion: Loose pillow, blendown
Also Available: 1599 Chair, page 63
Plain Yards: 9 1/2



88 C CARLSON OTTOMAN

Outside: L 37 1/2" D 37 1/2" H 19 1/2"
Standard with casters
Also Available: L88 C Leather ottoman
Plain Yards: 3 1/2



80 C DEXTER OTTOMAN

Outside: L 37 1/2" D 37 1/2" H 17 1/2"
Nail Trim: Standard with medium nails
Standard with casters
Also Available: L80 C Ottoman
Plain Yards: 3 1/2



SOFA XXX

For details
see page

OTTOMAN XXX

For details
see page

CHAIR XXX

For details
see page



52 CONCAVO OTTOMAN

Outside: L 19" D 19" H 20"
Decorative Finish: Additional Charge
Nail Trim: Standard with small nails
Also Available: L119 Leather ottoman
Plain Yards: 2 1/2



77 MAYER OTTOMAN

Outside: L 24 1/2" D 18 1/2" H 19 1/2"
Decorative Finish: Additional Charge
Also Available: L77 Leather Ottoman
Plain Yards: 1 1/2



75 SWAY OTTOMAN

Outside: L 27 1/2" D 18 1/2" H 20"
Plain Yards: 4 1/2



89 WHITNEY STORAGE OTTOMAN

Outside: L 29 1/2" D 21" H 21"
Decorative Finish: Additional Charge
Also Available: L89 Leather storage ottoman
Plain Yards: 3 1/2



86 C DURHAM STORAGE OTTOMAN

Outside: L 42 1/2" D 42 1/2" H 17"
Nail Trim: Standard with small nails
Standard with casters
Also Available: L86 C Leather storage ottoman
Plain Yards: 6



25 C SILAS OTTOMAN
Outside: L 26" D 26" H 18"
Decorative Finish: Additional Charge
Standard with casters
Also Available: L103 C Leather ottoman
Plain Yards: 2 1/2



94 OLSON OTTOMAN
Outside: L 49" D 49" H 17"
Decorative Finish: Additional Charge
Also Available: L94 Leather ottoman
Plain Yards: 5



85 C ADAIR OTTOMAN
Outside: L 42" D 42" H 18"
Decorative Finish: Additional Charge
Standard with casters
Also Available: L85 C Leather ottoman
Plain Yards: 5 1/2



95 JAYNE OTTOMAN
Outside: L 49" D 31" H 17"
Decorative Finish: Additional Charge
Also Available: L95 Leather ottoman
Plain Yards: 4



26 C WHITMAN OTTOMAN
Outside: L 50" D 26" H 18"
Decorative Finish: Additional Charge
Standard with casters
Also Available: L104 C Leather ottoman
Plain Yards: 5



**BARRINGER
CHAIR
L8075**
For details
see page 71



L7008 HARTWELL CHAIR

Outside: L 33" D 41" H 39"
 Inside: L 21" D 21 1/2" H 22"
 Seat: H 18" Arm: H 27"
 Seat Cushion: Comfort Down
 Back Cushion: Attached, all fiber
 Decorative Finish: Additional Charge
 Nail Trim: Standard with small nails
 Standard with casters
 Ferrule substitute available
 Also Available: L8038-80 Leather sofa
 855 Chair, page 54

L7008-28 HARTWELL OTTOMAN

Outside: L 27 1/2" D 20" H 17"
 Standard with casters
 Ferrule substitute available



L8075 BARRINGER CHAIR

Outside: L 36" D 41 1/2" H 38 1/2"
 Inside: L 22" D 19 1/2" H 21 1/2"
 Seat: H 19 1/2" Arm: H 26"
 Seat Cushion: Comfort Down
 Back Cushion: Loose pillow, all fiber
 Decorative Finish: Additional Charge
 Nail Trim: Standard with small nails
 Also Available: L8074-82 Leather sofa
 1535 Chair, page 54

L8075-26 BARRINGER OTTOMAN

Outside: L 26" D 18 1/2" H 16"
 Seat Cushion: Comfort Down





L7082 TRIBECA CHAIR
Outside: L 30" D 34 1/2" H 40 1/2"
Inside: L 22" D 19" H 19"
Seat: H 19 1/2" Arm: 23"
Seat Cushion: Comfort Down
Throw Pillows: 1 11 x 19 kidney pillow
Decorative Finish: Additional Charge
Nail Trim: Standard with small nails
Also Available: 712 Chair, page 45



L7082-24 TRIBECA OTTOMAN
Outside: L 24" D 20" H 16 1/2"
Seat Cushion: Comfort Down



L7045 IRVING CHAIR
Outside: L 33" D 40" H 37"
Inside: L 18 1/2" D 20" H 30"
Seat: H 17" Arm: H 22"
Decorative Finish: Additional Charge
Nail Trim: Standard with small nails
Also Available: 793 Chair, page 57

L7045-26 IRVING OTTOMAN
Outside: L 26" D 20" H 15"



L7087 OSCAR SWIVEL GLIDER
Outside: L 33" D 42" H 39"
Inside: L 22" D 21" H 22"
Seat: H 19" Arm: H 25"
Seat Cushion: Comfort Down
Back Cushion: Attached, all fiber
Also Available: 706 Swivel glider, page 63

L7087-25 OSCAR OTTOMAN
Outside: L 25" D 22" H 17"
Seat Cushion: Comfort Down
Standard with casters



FABRIC STYLES

Signature Elements 4-15

 Sectionals

 Sofas

 Sleepers

 Loveseats

 Chairs / Ottomans

Designers Portfolio..... 92-101

 Sectionals

 Sofas

 Loveseats

 Chairs / Ottomans

15 C Eden Pouff..... 188

16 C Sinclair Pouff..... 188

19 Colby Ottoman..... 176

25 C Silas Ottoman 182

26 C Whitman Ottoman 182

32 C Prism Ottoman 190

46 Hanover Ottoman 176

47 Brentwood Ottoman..... 190

52 Concavo Ottoman 176

55 C Eloise Ottoman 189

57 C Coleman Ottoman 187

58 C Graff Ottoman..... 187

59 C Amherst Ottoman..... 187

61 Andrews Ottoman 191

62 Samuel Ottoman 179

66 Spencer Ottoman..... 184

67 Lance Ottoman 184

68 Hogan Ottoman..... 191

69 N Lenox Ottoman..... 177

69 W Lenox Ottoman..... 177

70 Carrie Ottoman 184

75 Sway Ottoman 178

76 Bryson Ottoman 179

77 Mayer Ottoman..... 177

78 Braden Storage Ottoman..... 181

79 Connor Ottoman 180

80 C Dexter Ottoman 180

81-19 Linley Stool 186

81-48 Linley Bench 186

82-19 Dunham Stool..... 186

82-48 Dunham Bench..... 186

83-19 Tarlow Stool..... 186

83-48 Tarlow Bench..... 186

84-24 Serena Ottoman..... 178

84-33 Serena Ottoman..... 178

85 C Adair Ottoman 182

86 C Durham Storage Ottoman..... 181

87 Simon Ottoman 179

88 C Carlson Ottoman..... 189

89 Whitney Storage Ottoman..... 181

90 Rogers Ottoman..... 185

91 Patterson Ottoman 185

92 Tisdale Ottoman..... 185

93 Pennell Ottoman..... 185

94 Olson Ottoman 183

95 Jayne Ottoman..... 183

200 Hypnos King Bed 263

200 Hypnos Queen Bed..... 263

200 Hypnos Twin Bed 263

201 Phanes King Bed..... 264

201 Phanes Queen Bed 264

201 Phanes Twin Bed..... 264

202 Ares King Bed 265

202 Ares Queen Bed 265

202 Ares Twin Bed..... 265

203 Nyx King Bed..... 266

203 Nyx Queen Bed..... 266

203 Hermera King Bed..... 267

203 Hermera Queen Bed..... 267

205 Hestia King Bed 268

205 Hestia Queen Bed 268

206 Athena King Bed..... 269

206 Athena Queen Bed 269

207 Apollo King Bed..... 270

207 Apollo Queen Bed..... 270

208 Zeus King Bed 271

208 Zeus Queen Bed..... 271

587-A Annora Arm Chair..... 170

587-S Annora Side Chair 170

588 Elbridge Chair 142

588-24 Elbridge Ottoman 142

589 Gerald Chair 144

590 Augustus Chair 119

590-23 Augustus Ottoman 119

591 Tori Chair 108

592 Krissa Chair 109

593 Radcliffe Swivel Chair..... 112

594 Lewis Chair..... 108

595 Etta Chair..... 104

595-26 Etta Ottoman 104

596 Wilborn Chair 119

596-22 Wilborn Ottoman..... 119

598 Nixon Chair 151

599 Gibson Chair..... 148

601 Camilla Swivel Glider..... 159

602 Duncan Chair 115

602-25 Duncan Ottoman 115

605 Chandler Chair 109

611 Mackie Swivel Glider 158

612 Dawson Swivel Glider..... 159

613 Davis Chair 148

615 Cecily Chair..... 117

615-24 Cecily Ottoman 117

616 Clair Chair..... 168

617 Lillington Chair 143

618 Morgan Chair 149

620 Burgess Chair 139

621 Pimlico Chair..... 143

622 Cassandra Game Chair..... 171

623-A Bayberry Game Chair..... 171

624-65 Barber Banquette..... 173

625-65 Hudson Banquette..... 173

628 Langdon Chair 131

628-24 Langdon Ottoman 131

629 Trey Configurable 90-91

629-30 Trey Ottoman..... 90

629-31 Trey Armless Chair..... 90

629-32 Trey Corner Chair 90

630 Trinity Configurable 90-91

630-30 Trinity Ottoman 90

630-31 Trinity Armless Chair 90

630-32 Trinity Corner Chair 90

632 Elise Chair..... 167

633 Margot Chair..... 166

634 Paloma Chair..... 172

634-54 Aurelia Settee..... 173

635-54 Elsa Settee..... 173

637 Birkin Chair 151

639 Kellan Chair..... 118

639-25 Kellan Ottoman..... 118

640-A Rowan Arm Chair 169

640-S Rowan Side Chair..... 169

641 Sebastian Chair..... 145

641-23 Sebastian Ottoman..... 145

642 Lancaster Chair 111

642-30 Lancaster Ottoman 111

645 Cohen Chair..... 151

648 Eliot Chair..... 145

648-24 Eliot Ottoman..... 145

649 Roxbury Chair 111

649-24 Roxbury Ottoman 111

650 Sawyer Chair..... 115



ADDITIONAL INFORMATION

Any options offered in our line are also available in Quick & Easy. Those options with pricing are displayed in your Quick & Easy price list.

RING BASE SWIVEL: Our Ring Base Swivel unit is an available option on some Quick & Easy skirted chairs. This is a stationary swivel unit which can accommodate larger chairs and yet provide great stability. Our Ring Base Swivel is a quality mechanism that rotates smoothly on ball bearings. The unit will not alter the overall height of the chair, the height of the skirt, or the pitch of the chair. The following icon indicates where our Ring Base Swivel option is available.



CUT YARDAGE: Any of our fabrics may be purchased as cut yardage in 1/2 yard increments. We will ship all cut yardage orders of in-stock fabric within 72 hours of receipt of order.

CONTRASTING TRIMS: Wherever welt is featured on a particular upholstery style, contrasting trim may be ordered as a decorative option. Please consult your Quick & Easy price list for applicable charges.

IMPORTANT NOTE: To facilitate the acknowledgement and delivery of your furniture, may we suggest that you check the following before forwarding your order:

- 1. Is the correct style number listed?
- 2. Are the fabric's name and color correct?
- 3. Is the finish of the legs specified?
- 4. Are any customized cushion requirements specified?
- 4. Is the type of skirt, if any, specified?
- 6. Are other desired docorative options, if any, specified?

Please remember that listed dimensions are approximate and may vary because each style is handcrafted.



P.O. BOX 9 141 FAIRGROVE CHURCH RD. S.E. HICKORY, NC 28602