

**STRAIGHT APRON = S**

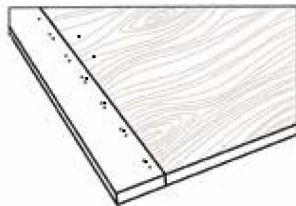
(Available on all items with an apron at no additional charge)

**CHIPPENDALE APRON = C**

(Available on most items with an apron, upcharge may apply)

**YESTERDAY RIVER APRON = YR**

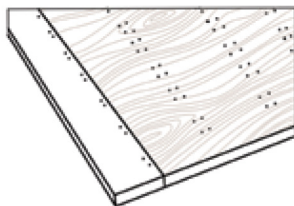
(Available on most items with an apron, upcharge may apply)

**SOLID = S** (1" thick top)

No upcharge

This is a glued top composed of board widths from 2" to 3.5"

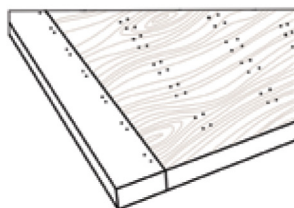
- Standard top for most tables
- Breadboard ends on most dining table tops except round

**PLANKED = P** (1" thick top)

Upcharge may apply

Board widths will range between 3" and 5".

- \$70 Retail up-charge for occasional tables except where noted
- \$140 Retail up-charge for non-extension dining tables
- \$280 Retail up-charge for dropleaf & center insert extension tables (breadboard ends on most dining table tops except round)

**THICK = T** (1 3/4" thick top)

Upcharge may apply

- \$420 Retail up-charge for rectangular dining tables
- Perimeter boards only, inner boards 1"
- Breadboard ends on most dining table tops except round
- Round tables require a custom quote for 1 3/4" thick top