

# LEATHERCRAFT

&

## CATES COVE COLLECTION

---

Comfortable ♦ Beautiful ♦ Liveable

**List Pricing**

August 2023

# TABLE OF CONTENTS

| <b>CATEGORY</b>  | <b>PAGE</b> |
|--|-------------|
| By-The-Inch Program . . . . .  | 8           |
| Casters – Photos / Pricing . . . . .   | 10, 11      |
| COM Requirements . . . . .   | 19, 20      |
| COM Yardage (Listed Under Each Style # Under Pricing)                              |             |
| Combination Leathers / Fabrics / COM . . . . .                                     | 8           |
| Construction . . . . .   | 3           |
| Conditions of Sale. . . . .  | 2           |
| Cushion Options / Upcharges for Altering Cushions / Replacement Cushions . . . . . | 4, 5        |
| Custom Capabilities . . . . .  | 8           |
| Definition of a Leather Swatch . . . . .   | 18          |
| Diagrams for Trim Placement. . . . .   | 9           |
| Executive Chair Bases – Photo / Pricing . . . . .                                  | 10          |
| Executive Chair Mechanism Features . . . . .                                       | 11          |
| Fabric Pricing / Yardage Chart . . . . .   | 19, 21      |
| Finishes / Custom Finishes / Powdercoat Finishes. . . . .                          | 12          |
| Leather by the Hide / Foot . . . . .   | 13, 14      |
| Leather Quilting / Trapunto . . . . .  | 14          |
| Leather Usage / Cleaning / Serviceability . . . . .                                | 15 - 18     |
| Lifetime Limited Warranty . . . . .  | 35          |
| Manhattan Select Program / Pricing . . . . .                                       | 23 - 30     |
| Monogramming / Embossing / Embroidery . . . . .                                    | 14          |
| Oasis Recliner Options Program. . . . .  | 31 - 34     |
| Pillows – Sketches / Pricing . . . . .   | 21, 22      |
| Priority Shipping. . . . .   | 2           |
| Product Line Pricing . . . . .   | 36–133      |
| Recliner Options . . . . .   | 7           |
| Upcharges - Standard Construction / Motion . . . . .                               | 6           |

# CONDITIONS OF SALE – FREIGHT INFORMATION

## CANCELLATIONS:

Order cannot be cancelled after order is placed in production or if special order material is received. The order will be shipped upon completion.

## RETURNS – CREDITS – ALLOWANCES:

Merchandise may not be returned without a return authorization (RA#). No credits or allowances will be given for repairs etc. without our written approval.

## LOST OR DAMAGED MERCHANDISE:

Our furniture is packed in accordance with specifications established for furniture moving in interstate commerce. All merchandise is shipped F.O.B. origin factory – our responsibility ceases when goods are received “in good order” by the transportation company, and all claims for freight overcharge, loss in transit must be handled by the carrier.

The bill of lading is an acknowledgement by the transportation company of receipt in good condition of the shipment covered by our invoice. If any of the goods called for on the bill are short or damaged, do not accept them until the freight agent makes a damaged and/or shortage notation on your freight bill. Claims for damage must be filed within ten days of delivery. Be sure the furniture is unpacked, inspected, all carton and or/wrapping saved within this time to have a valid claim.

If your shipment consists of more than one carton and the carrier fails to deliver all items, have the agent make a shortage notation on your freight bill before signing it or paying freight. If any concealed loss or damage is discovered as the shipment is inspected, notify your local agent at once and ask him to make an inspection. (Friction rubs, cracked bases, broken leg/arm, bent control mechanisms are examples of concealed damage.)

Filing Claims – **you must file the claim directly with the carrier within 10 working days from receipt of the furniture** – the manufacturer is not responsible for filing claims – we will assist you if needed. To file a claim you need a copy of your invoice, bill of lading, and freight bill received copy. **DO NOT DESTROY YOUR CARTONS.**

## FREIGHT CLASSIFICATIONS:

|   |            |
|---|------------|
| Sofas, loveseats, recliners, chairs, and sleepers | Class #175 |
| Small chairs                                      | Class #150 |
| Ottomans  | Class # 85 |

## DIMENSIONS – MANUFACTURING SPECIFICATIONS:

All dimensions indicated in our catalog are to the nearest inch. This, plus varying thickness of the covering material and the individual technique of each craftsman, account for a variation in dimensions from 1-2". Also keep in mind that our product is hand made and minor variations do occur. If specific dimensions must be met, notation of this must be made on purchase order. Manufacturer reserves the right to change specifications without notification to customers if it is necessary because of availability of raw materials, change in design, or change necessary to meet quality standards.

## PRIORITY SHIPPING

10% upcharge for priority shipping. Call customer service for availability of materials for quotation of delivery date that closely accommodates your needs. If we fail to meet the acknowledged shipping date we will refund the upcharge. Refund will not apply if carrier fails to meet your required date.

# CONSTRUCTION SPECIFICATIONS

## FRAMES:

Solidly built 5/4 (1-1/8") kiln-dried hardwood and engineered hardwoods. All frame joints are double doweled or mortise and tenoned, corner blocked, glued and screwed for extra strength, and durability. All items with exposed stretchers are doweled, glued and screwed.

## FINISH:

Leathercraft uses a 12-step finish process on our exposed maple. Note the depth and clarity which is indicative of quality finishes. Three coats of lacquer are then applied.

## SPRINGS:

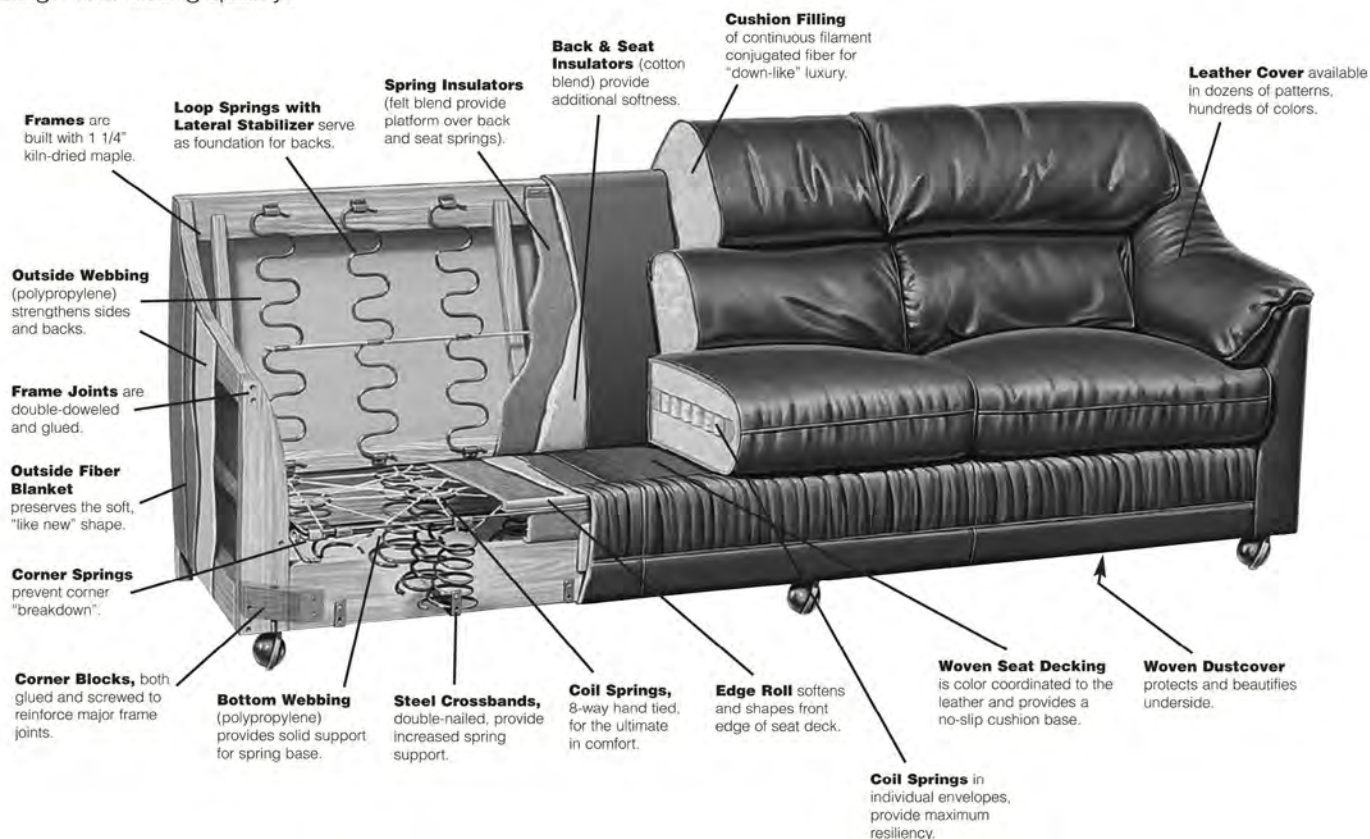
Tempered high-carbon double cone coil springs are matched to each style to provide the best possible seating. These coil springs are eight-way tied and secured to polypropylene sheeting which is reinforced with steel bands. These steel bands run from rail to back rail and from side to side. You get added resilience, greater comfort and noise free performance. Where the design of the items does not permit the use of eight-way hand tied coil springs, the finest Pirelli (Standard) Resilient Rubber Webbing or sinuous springs are used. This rubber webbing is laced from front rail to back rail, from side rail to side rail and securely attached to each for a deep comfortable seating platform.

## PADDING:

All platforms are padded with a layer of insulated deck cover, followed by a blanket of cotton for comfort and durability. Backs and arms are covered with cotton felt and urethane foam to provide a firm smooth padding under the leather, vinyl or COM covering. Back construction varies as dictated by styling.

## INTERIOR CONSTRUCTION

The seating system you see here is our popular H3420 Sofa. All our seating features most of the elements you see in this sofa. But we offer hundreds of styles, and some of them utilize different elements for utilitarian or design reasons. If you desire exact specifications on a particular item contact your customer service representative at 1.800.627.1561. Whatever style you choose, you can be certain that our designers base their decisions on 3 imperatives: comfort, design and lasting quality.



# CUSHIONS

Comfort is ultimately defined by personal preference. That's why we offer so many seat cushion options. Most of our seating styles are standard with either Spring Poly or Feather and Fiber and Fiber seat cushions. Please review the following illustrations for construction specifications for our cushions.



- Crisp, tailored look
- Maintenance Free - No fluffing required
- Comfortable yet supportive and a bit firm
- Overall look of the sofa cushion is tailored and sleek with no wrinkles in the cover fabric
- Standard Crown, not overly plush looking
- Durable and long lasting
- Very supportive when sitting for long periods of time



- Less Firm than Poly Fiber
- The durability of springs with the soft finish of Poly Fiber
- Maintenance Free - No fluffing required
- A bit more crown than standard
- A few fabric wrinkles can be seen on the cushion cover
- Durable and long lasting
- Supportive yet comfortable



- Less Firm than Poly Fiber or Spring Poly cushions
- More crown
- More fabric wrinkles can be seen on the cushions
- The support of springs and the softness of Down make a wonderful, luxurious combination
- Perfect for sitting in over long periods of time
- Durable and long lasting
- Requires a bit of fluffing on occasion to re-settle the down



- Soft, sumptuous look and feel
- Lofty Crown that compacts with use
- Must be fluffed frequently to regain loft and crown on the cushions
- Fabric wrinkles on the cushion are to be expected and appreciated
- A sense of sitting IN not On the sofa
- For the person who likes to curl up more than to sit on the sofa

# CUSHIONS

## CUSHION DESCRIPTIONS:

- PF** Poly Fiber: High density foam core double wrapped in polyester fiber and covered with sewn casing. Used in loose seat construction. - 2.4 Density
- SP** Spring Poly: Coil springs encased in foam, foam wrapped in a sewn casing. Used in loose seat construction – not backs.
- FF** Feather and Fiber seat cushions: Contains a core of 2.4 density 19 lb polyurethane foam wrapped in blankets of feather and fiber (50% polyester fiber - 50% feather consisting of 90% goose feathers and 10% down.) Where this seat is not standard and such is desired, call for availability. Feather and fiber back cushions: mixture of fiber and feathers channeled in down proof ticking. Where this back is not standard and such is desired, call for availability.
- SD** Spring Poly Down cushions: Consisting of 2.4 density foam, individually wrapped coil springs, down, feather and fiber channeled top and down proof ticking.
- POP** Poly On Poly cushions: High density inner foam core wrapped in a softer foam cap. Foam has more longevity than fiber wrapped cushions. Covered in a sewn casing.
- PREMIUM FIBER:** Our premium fiber loose back cushions are constructed using 7 Denier conjugated fiber. This fiber has superb resiliency for long lasting comfort.

\* Tight or tufted seat construction consists of high density foam covered in polyester fiber.

## UPCHARGES FOR ALTERING STANDARD CUSHIONS

| SEAT AND BACK CUSHION UPGRADE                    | SOFA,<br>CHAISE | LOVESEAT,<br>WEDGE,CORNER | CHAIR |
|--|-----------------|---------------------------|-------|
| Poly Fiber Seats to Spring Poly                  | \$210           | \$180                     | \$75  |
| Poly Fiber Seats to Spring Down                  | \$270           | \$210                     | \$90  |
| Poly Fiber Seats to Feather Fiber                | \$210           | \$180                     | \$75  |
| Spring Poly Seats to Spring Down or Poly on Poly | \$210           | \$180                     | \$75  |
| Spring Poly Seats to Feather Fiber               |                 | No Upcharge               |       |
| Feather Fiber Seats to Spring Down               | \$180           | \$120                     | \$60  |
| Feather Fiber Seats to Spring Poly               |                 | No Upcharge               |       |
| Premium Backs to Feather Fiber                   | \$180           | \$120                     | \$60  |
| Extra Firm Poly Fiber                            | \$180           | \$120                     | \$60  |
| Extra Firm Spring/Poly                           | \$225           | \$150                     | \$75  |

## REPLACEMENT CUSHION FILL

(Miscellaneous items will be shipped via U.P.S. within 10 days – shipping charges will be added to price)

| SEAT AND BACK CUSHION FILL        | SOFA   | LOVESEAT | CHAIR |
|-----------------------------------|--------|----------|-------|
| Poly Fiber Seats                  | \$720  | \$480    | \$240 |
| Poly Fiber Backs                  | \$540  | \$360    | \$180 |
| Spring/Poly Seats or Poly on Poly | \$810  | \$540    | \$270 |
| Premium Fiber Backs               | \$360  | \$240    | \$120 |
| Feather Fiber Seats               | \$990  | \$660    | \$330 |
| Feather Fiber Backs               | \$540  | \$360    | \$180 |
| Spring Down Seats                 | \$1260 | \$840    | \$420 |
| Extra Firm Seat - \$210 Each      |        |          |       |

## UPCHARGES FOR ALTERING STANDARD CONSTRUCTION

|   | SOFA                   | LOVESEAT                 | CHAIR                     | OTTOMAN |
|---|------------------------|--------------------------|---------------------------|---------|
| <b>ADD NAIL TRIM OR OMIT NAILHEAD TRIM</b>  | \$330                  | \$300                    | \$240                     | \$180   |
| <b>CONTRASTING WELT</b>   | \$240                  | \$210                    | \$180                     | \$120   |
| <b>CONTRASTING WELT ON PILLOWS - \$60</b>   |                        |                          |                           |         |
| <b>D-RINGS &amp; SNAPS</b>  | \$150                  | \$120                    | \$ 75                     | N/A     |
| Standard in sectionals, easebacks and #3330 group. Replacement D-Rings & Snaps Set \$60             |                        |                          |                           |         |
| <b>LEATHER WRAPPED SWIVEL BASES</b>   | <b>\$390</b>           |                          |                           |         |
| <b>MISCELLANEOUS CHANGE UPCHARGE</b>  | <b>\$180</b>           |                          |                           |         |
| <b>DECORATIVE NAILHEAD DESIGNS (Refer to page 19 in catalog):</b>                                   |                        |                          |                           |         |
| Argyle - \$27.00/ft   | Classic - \$12.00/ft   | Daisy Chain - \$15.00/ft | Deco - \$15.00/ft         |         |
| Floral \$12.00/ft   | Greek Key - \$15.00/ft | Hexagon - \$12.00/ft     | Studded Belt - \$18.00/ft |         |
| <b>EXTRA FIRM CONSTRUCTION - ADD 10% TO BASE PRICE</b>  |                        |                          |                           |         |
| Heavier gauge springs, reinforced frame joints, extra firm seat fill, and special order mechanisms. |                        |                          |                           |         |
| <b>REPLACEMENT BUNN FEET</b>  | <b>\$75 Each</b>       |                          |                           |         |
| <b>REPLACEMENT SECTIONAL BRACKETS</b>   | <b>\$75</b>            |                          |                           |         |

## MOTION

### RECLINERS & EASE BACKS

**MOTORIZED MECHANISMS FOR THEATER SEATING & SELECTED RECLINERS - \$675**  
(3-YR WARRANTY ON MECHANISMS / 1 YEAR ON MOTOR)

**LIFT MECHANISMS FOR RECLINERS (WHERE APPLICABLE) \$1200**

**OPTIONAL BATTERY PACK \$225**

**OPTIONAL REMOTE CONTROL \$225**

### **REPLACEMENT RECLINER MECHANISMS**

(Miscellaneous items will be shipped via U.P.S. within 10 days – shipping charges will be added to price)

|               |       |
|---------------|-------|
| Recliner      | \$450 |
| Glider        | \$600 |
| Swivel/Glider | \$600 |

### THEATER SEATING

**OPTIONAL METAL CUPHOLDERS FOR THEATER SEATING - \$30 EACH**

**OPTIONAL COMPUTER TABLE FOR THEATER SEATING (FITS INTO CUPHOLDER) - \$450 EACH**

**OPTIONAL WEDGE ARMS FOR THEATER SEATING (WHERE APPLICABLE) - \$375 EACH**  
(ADD SUFFIX 'W')

### SLEEPER SOFAS

**AIR DREAM MATTRESS — \$690 UPCHARGE — 3-YEAR RESIDENTIAL WARRANTY; 1-YEAR COMMERCIAL**

**MEMORY FOAM QUEEN SLEEPER MATTRESS (60x72x5) - \$750 UPCHARGE — 1-YEAR COMMERCIAL**

# RECLINER OPTIONS

| Recliner | Glider (G) | Swivel Glider (SG) | Lift (L) - dual motor & control | Motorized Mechanism (M) | Articulating Headrest |
|----------|------------|--------------------|---------------------------------|-------------------------|-----------------------|
| 047      | X          | X                  | X                               | X                       |                       |
| 297-07   |            |                    |                                 | X                       |                       |
| 297-07H  |            |                    |                                 | X                       |                       |
| 307      |            |                    |                                 | X                       |                       |
| 317      |            |                    |                                 | X                       |                       |
| 347      |            |                    |                                 | X                       |                       |
| 357      |            |                    |                                 | X                       |                       |
| 367      |            |                    |                                 | X                       |                       |
| 377      |            |                    |                                 | X                       |                       |
| 387      |            |                    |                                 | X                       |                       |
| 397-07   |            |                    |                                 | X                       |                       |
| 427      |            |                    |                                 | X                       |                       |
| 437      |            |                    |                                 | X                       |                       |
| 537      |            |                    |                                 | X                       | X                     |
| 917-07   |            |                    |                                 | Standard                |                       |
| 920-07   |            |                    |                                 |                         |                       |
| 921-07   |            |                    |                                 |                         |                       |
| 922-07   |            |                    |                                 | X                       |                       |
| 932-07SG |            | X                  |                                 | X                       |                       |
| 977-07   |            |                    |                                 |                         |                       |
| 1017     |            |                    |                                 | X                       |                       |
| 1017-19  |            |                    |                                 | X                       |                       |
| 1027     |            |                    |                                 | X                       |                       |
| 1057     | X          | X                  | X                               | X                       |                       |
| 1327     |            |                    |                                 | X                       |                       |
| 1337POP  |            |                    |                                 | X                       | *                     |
| 1347     |            |                    |                                 | X                       |                       |
| 1357     |            |                    |                                 | X                       |                       |
| 1367SG   |            | X                  |                                 | X                       |                       |
| 1377     |            |                    |                                 |                         |                       |
| 1387     |            |                    |                                 | X                       |                       |
| 1397POP  |            |                    |                                 | X                       | *                     |
| 1407     |            |                    |                                 | X                       |                       |
| 1407POP  |            |                    |                                 | X                       | *                     |
| 1447     |            |                    |                                 | X                       |                       |
| 1457     |            |                    |                                 | X                       |                       |
| 1607     |            |                    |                                 | X                       |                       |
| 1627     |            |                    |                                 | X                       |                       |
| 1637     |            |                    |                                 | X                       |                       |
| 1677     |            |                    |                                 | X                       |                       |
| 1757     |            |                    |                                 | X                       |                       |
| 1767     |            |                    |                                 | X                       |                       |
| 2057SGM  |            | X                  |                                 | X                       |                       |
| 2407     |            |                    |                                 | X                       |                       |
| 2427     |            |                    |                                 | X                       |                       |
| 2447     |            |                    |                                 | X                       |                       |
| 2637     |            |                    |                                 |                         |                       |
| 2677H    |            |                    |                                 | X                       |                       |
| 2857     |            |                    |                                 | X                       |                       |
| 2947     | X          | X                  | X                               | X                       |                       |
| 4547     |            |                    |                                 | X                       |                       |
| 4587     |            |                    |                                 | X                       |                       |

**\*POP - Manual pop-up headrest standard; available with motor for upcharge.**

**Please note: All mechanisms are rated at 350 lbs.**



# “BY THE INCH CUSTOM PROGRAM” “COMBINATION PRICING”

Call 800.627.1561 For Price Assistance

Now you can order upholstery to your exact leather length requirements with a vast selection of exquisite leathers. We will also be pleased to accept your COM orders. Allow 12 weeks for delivery.

| SET-UP CHARGE | SOFA    | LOVESEAT/<br>CHAISE/<br>SETTEE/WEDGE | CHAIR   | BENCH/<br>LARGE OTTOMAN | OTTOMAN |
|---------------|---------|--------------------------------------|---------|-------------------------|---------|
|               | \$2,400 | \$2,250                              | \$1,800 | \$1,500                 | \$1,350 |

**LEATHER PRICE GROUPS – MULTIPLY TIMES ADDITIONAL INCHES**

| GRP 1 | GRP 2 | GRP 3 | GRP 4 | GRP 5 | GRP 6 | GRP 7 | GRP 8 | GRP 9 | GRP 10 | COM  |
|-------|-------|-------|-------|-------|-------|-------|-------|-------|--------|------|
| \$96  | \$105 | \$111 | \$120 | \$132 | \$135 | \$144 | \$153 | \$162 | \$171  | \$72 |

**FABRIC PRICE GRADES – MULTIPLY TIMES ADDITIONAL INCHES**

| GR D | GR E | GR F | GR G | GR H | GR I | GR J  | GR K  | GR L  | GR M  | GR N  |
|------|------|------|------|------|------|-------|-------|-------|-------|-------|
| \$75 | \$81 | \$84 | \$87 | \$93 | \$96 | \$102 | \$105 | \$111 | \$114 | \$117 |

**EXAMPLE TO EXTEND AN 87" SOFA TO 92" IN GROUP 2 LEATHER:**

|                       |                |
|-----------------------|----------------|
| Sofa Set Up Charge    | \$2,400        |
| Add 5" (5 X \$105)    | \$ 525         |
| <b>Total Upcharge</b> | <b>\$2,925</b> |

Tufted items may not be available for specified lengths – call for availability of lengths.

**OTHER CUSTOM CAPABILITIES**

We also offer many other custom alterations or design changes. Call Customer Service for your specific needs and fax your design layouts for special price quotes. **800.627.1561 (phone)** **800.625.1562 (fax)**

## LEATHER – FABRIC – COM COMBINATION PRICING

Multiply each grade or group price by the % listed below for each area to be covered.

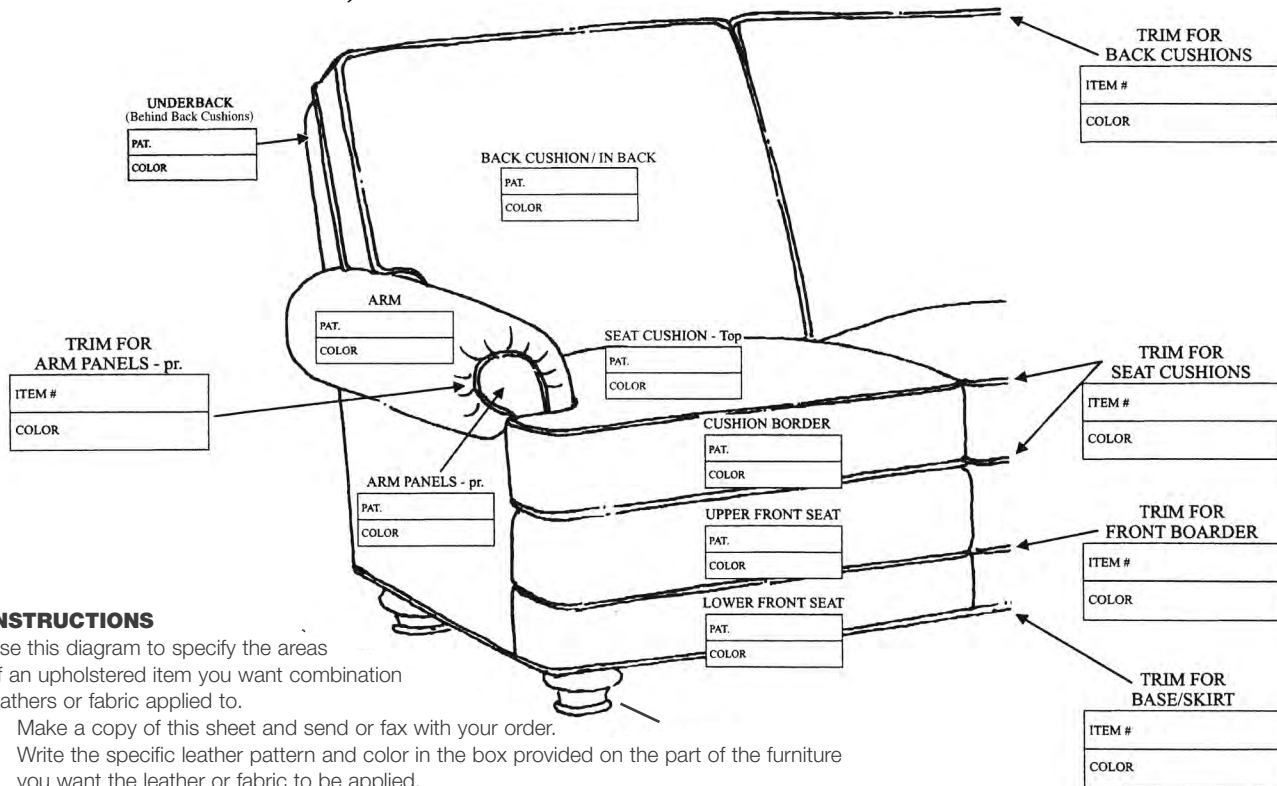
|  | SOFA | LOVESEAT/<br>CHAISE/WEDGE/<br>CORNER | CHAIR | OTTOMAN | DINING/<br>BAR |
|--|------|--------------------------------------|-------|---------|----------------|
| Outarms, Outbacks  | 16%  | 18%                                  | 20%   | N/A     | 25%            |
| Seat Cushions  | 30%  | 28%                                  | 25%   | 50%     | 45%            |
| Back Cushions  | 24%  | 22%                                  | 20%   | 50%     | 30%            |
| In Arms (15%), Seat Borders (10 %),<br>& Arm Panels (5%) | 30%  | 33%                                  | 35%   | N/A     |                |

**EXAMPLE SOFA:**

|   |                             |
|---|-----------------------------|
| Outarm & Outback In Leather – Group 1                   | <b>16%</b> of Group 1 Price |
| Seat Cushion / Back Cushion – COM                       | <b>54%</b> of COM Price     |
| In Arms, Seat Borders & Arm Panels In Leather – Group 3 | <b>30%</b> of Group 3 Price |
| Add Each Percentage Calculation for Total Price         |                             |

If you have any questions concerning combination pricing call Customer Service for assistance 800.627.1561. We will be happy to price your order.

# CUSTOM DESIGN WORKSHEET FOR LEATHER, FABRIC & TRIM COMBINATIONS

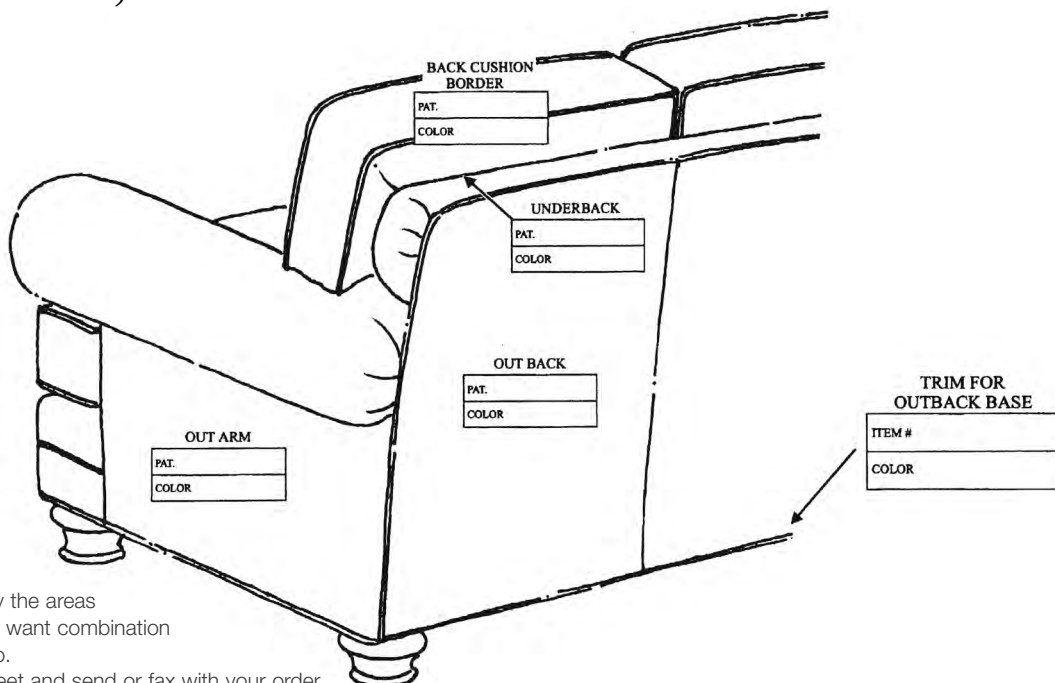


## INSTRUCTIONS

Use this diagram to specify the areas of an upholstered item you want combination leathers or fabric applied to.

- Make a copy of this sheet and send or fax with your order.
- Write the specific leather pattern and color in the box provided on the part of the furniture you want the leather or fabric to be applied.
- Write the trim item & color in the appropriate box designating where you want the trim applied.
- Use this diagram for sofas, loveseats and chairs - ottoman to match.

# CUSTOM DESIGN WORKSHEET FOR LEATHER, FABRIC & TRIM COMBINATIONS



## INSTRUCTIONS

Use this diagram to specify the areas of an upholstered item you want combination leathers or fabric applied to.

- Make a copy of this sheet and send or fax with your order.
- Write the specific leather pattern and color in the box provided on the part of the furniture you want the leather or fabric to be applied.
- Write the trim item & color in the appropriate box designating where you want the trim applied.
- Use this diagram for sofas, loveseats and chairs - ottoman to match.

# BASES

**BASE NUMBER: 55**  
 STANDARD CASTERS: O  
 CONSTRUCTION: 5 PRONG  
 EXPOSED WOOD: MAPLE  
 STD. FINISH: MUST SPECIFY  
 DIAMETER: 30"  
 (BRASS ACCENTS ARE NO LONGER AVAILABLE)



**BASE NUMBER: 65**  
 STANDARD CASTERS: O  
 CONSTRUCTION: 5 PRONG  
 EXPOSED WOOD: MAPLE  
 STD. FINISH: MUST SPECIFY  
 DIAMETER: 30"



**BASE NUMBER: 85**  
 STANDARD CASTERS: O  
 CONSTRUCTION: 5 PRONG  
 EXPOSED WOOD: EUROPEAN BEECH  
 STD. FINISH: MUST SPECIFY  
 DIAMETER: 26"  
 (BRASS ACCENTS ARE NO LONGER AVAILABLE)



**JURY BASE NUMBER: 515**  
 ROTATION: 360 DEGREES  
 MEMORY: SELF RETURN  
 STD. FINISH: BLACK  
 OPTIONAL FINISH: N/A



**BASE NUMBER: 15**  
 STANDARD CASTERS: J ONLY  
 CONSTRUCTION: 5 PRONG  
 EXPOSED WOOD: MAPLE  
 STD. FINISH: MUST SPECIFY  
 DIAMETER: 26"



**BASE NUMBER: 50\***  
 STANDARD CASTERS: J ONLY  
 CONSTRUCTION: 5 PRONG  
 OVERLAY POLISHED ALUMINUM  
 STD. FINISH: SILVER  
 DIAMETER: 26"



**BASE NUMBER: 51\***  
 STANDARD CASTERS: J ONLY  
 CONSTRUCTION: 5 PRONG  
 OVERLAY: POWDER COAT  
 STD. FINISH: BLACK  
 DIAMETER: 26"

\*MOST BASES ARE INTERCHANGEABLE. IF NOT SPECIFIED, THE STANDARD BASE WILL BE UTILIZED.

**OPTIONAL MECHANISMS:** Gas Lift and Knee Tilt Mechanisms are available where applicable at an upcharge of \$300.

## REPLACEMENT EXECUTIVE CHAIR PARTS

(Miscellaneous items will be shipped via FedEx within 10 days – shipping charges will be added to price)

### EXECUTIVE CHAIR MECHANISMS

|                                   |       |
|-----------------------------------|-------|
| Tilt Swivel (475-483-421)         | \$225 |
| Knee Tilt                         | \$330 |
| Gas Lift                          | \$225 |
| 4900 Vario Synchron (Gas Posture) | \$345 |
| Understructure for Base           | \$135 |
| 80 mm Gas Cylinder                | \$ 60 |

### EXECUTIVE CHAIR BASES/OVERLAYS

|                              |                            |
|------------------------------|----------------------------|
| Group 1 Bases                | \$420 (With Casters \$546) |
| Group 2 Bases                | \$525 (With Casters \$660) |
| Base Overlays Finished/Maple | \$180                      |

### CASTERS \$24 EACH NOTE: RECOMMEND MATS FOR WOODEN FLOORS

- J – Double Wheel Black Hooded
- K – Carpet Caster
- K – Carpet Caster (Small)
- N – Double Wheel Black Hooded Caster
- O – Hooded Ball Caster - Available in Ant. Brass or Chrome
- W – Wood Floor Caster \$36 each
- Brass Cup Caster \$90 Each



CASTER W

# CASTERS

FIVE STYLES OF CASTERS ARE SHOWN. CASTER STYLES "K" AND "O" ARE ANTIQUE BRASS. UNLESS A CASTER IS SPECIFIED, WE RESERVE THE RIGHT TO USE DISCRETION IN SELECTING THE APPROPRIATE CASTER FOR EACH STYLE.

**\*CASTER J**

DOUBLE WHEEL BLACK HOODED WITH SHOULDER RING

**CASTER K**

CARPET CASTER

**CASTER N**

DOUBLE WHEEL BLACK HOODED CASTER

**CASTER SMALL K**

CARPET CASTER

**CASTER O**

HOODED BALL CASTER



**\*AVAILABLE ON BASE 15, 50 AND 51 ONLY**

## ADJUSTABLE MECHANISM FEATURES

THE FOLLOWING ADJUSTABLE MECHANISMS ARE AVAILABLE ON SELECTED MODELS.

**1) 475 FIXED BACK TILT SWIVEL**

- A** SEAT HEIGHT—TURN HANDWHEEL CLOCKWISE TO RAISE SEAT.
- B** TILT TENSION REGULATOR—TURN HANDWHEEL CLOCKWISE TO INCREASE TENSION.

**2) 483 FIXED BACK TILT SWIVEL**

- A** SEAT HEIGHT—TURN HANDWHEEL CLOCKWISE TO RAISE SEAT.
- B** TILT TENSION REGULATOR—TURN HANDWHEEL CLOCKWISE TO INCREASE TENSION.

**OPTIONAL PNEUMATIC FEATURE:**

- C** TOP PRESSURE CYLINDER ACTUATOR (ELIMINATES HANDWHEEL) PULL HANDLE UP—ADJUST SEAT TO DESIRED HEIGHT—RELEASE HANDLE.
- D** TILT LOCK—PUSH LEVER BACK TO SECURE IN AN UPRIGHT POSITION.

**3) 4750 PNEUMATIC KNEE-TILT**

- A** SEAT HEIGHT—PULL GAS LEVER UP—ADJUST SEAT TO DESIRED HEIGHT—RELEASE HANDLE.
- B** FRONT STOP LEVER—TILT BACK—TURN LEVER TO ACHIEVE 0° OR 5° FORWARD PITCH.
- C** LOCK OUT LEVER—PUSH LOCK OUT LEVER DOWN TO SECURE IN AN UPRIGHT POSITION.

**4) 1060 PNEUMATIC VARIO SYNCRON POSTURE BACK**

- A** SEAT HEIGHT—PULL GAS LEVER UP—ADJUST SEAT TO DESIRED HEIGHT—RELEASE HANDLE.
- B** SYNCHRONIZED FREE FLOATING MOVEMENT—UNLOCK BY PULLING UP ON HANDLE WHILE GIVING PRESSURE TO THE CHAIR BACK.
- C** BACK LOCKED POSITION—TO LOCK, FIND DESIRED POSITION THEN PUSH LEVER DOWNWARD.
- D** TENSION ADJUSTMENT KNOB—TURN KNOB TO ACHIEVE DESIRED TENSION.
- E** SEAT ANGLE ADJUSTMENT—TO ACHIEVE SEAT ANGLE OF 2° FORWARD, PRESS THE KNOB AT END OF LEVER WHILE TILTING HALFWAY BACK. BY PULLING OUT KNOB WHILE TILTING BACK YOU WILL ACHIEVE A SEAT ANGLE OF 3° BACKWARD.

**5) MPD165 PNEUMATIC KNEE - TILT**

- A** HEIGHT ADJUSTMENT
- B** FREE FLOATING
- C** MECHANISM IN LOCK POSITION
- D** TENSION ADJUSTER

# FINISHES

**FINISHES:** A variety of finishes are available where applicable. Finishes are shown and specified in our catalog, website or ring sets.

**CUSTOM FINISHES:** We will match a custom finish as close as possible. A finish chip is necessary for us to provide this service. A \$75 upcharge applies for matching stained finishes and \$150 upcharge for special painted finishes. A \$75 upcharge applies to Premium finishes as listed below.

| FINISH # | COLOR                | DESCRIPTION     |         |
|----------|----------------------|-----------------|---------|
| #2       | Dark Walnut          | Shown on maple  |         |
| #3       | Fruitwood            | Shown on maple  |         |
| #5       | Red Cherry           | Shown on cherry |         |
| #6       | Brown Cherry         | Shown on cherry |         |
| #7       | Dark Roast           | Shown on maple  |         |
| #10      | Ebony                | Shown on maple  |         |
| #13      | Colorado Brown       | Shown on maple  |         |
| #14      | Vintage              | Shown on maple  |         |
| #15      | Rustic               | Shown on maple  |         |
| #20      | Pickled Pine         | Shown on maple  |         |
| #21      | Cognac               | Shown on maple  |         |
| #22      | Honey                | Shown on maple  |         |
| #23      | St. Croix            | Shown on maple  |         |
| #27      | Provence             | Shown on maple  |         |
| #28      | Aged Ebony           | Shown on maple  |         |
| #34      | Urban White          | Shown on maple  |         |
| #38      | Driftwood            | Shown on maple  | Premium |
| #39      | Cape Cod             | Shown on maple  | Premium |
| #43      | Linen                | Shown on maple  |         |
| #45      | Soft Bronze          | Shown on maple  |         |
| #48      | Limestone            | Shown on maple  | Premium |
| #49      | Pecan                | Shown on maple  | Premium |
| #50      | Slate                | Shown on maple  | Premium |
| #51      | Native - Gloss Sheen | Shown on maple  | Premium |
| #52      | Native - Satin Sheen | Shown on maple  | Premium |
| #53      | Coffee               | Shown on maple  |         |
| #54      | Nutmeg               | Shown on maple  |         |
| #55      | Streak               | Shown on ash    |         |
| #56      | Heritage             | Shown on maple  |         |
| #58      | Pure Honey           | Shown on maple  |         |

Above finishes which are standard on maple can be used on cherry designs, however, color will vary due to difference in wood species.

## POWDERCOAT FINISHING

A large variety of finishes ranging from saturated solid colors to bronze and other precious metal options are available through the use of powder coating on Leathercraft's metal framed items. Please refer to the Cardinal Powder Coat Finish brochure or it can be downloaded at [www.cardinalpaint.com](http://www.cardinalpaint.com). Contact customer service for a complete list of appropriate products.

Powder coat upcharges are applicable for metal frames that are not standard with a powdercoat finish. (frames that are standard with a chrome, stainless steel, brass, silver finish, etc.) Upcharges listed below.

|                       |       |   |
|-----------------------|-------|---|
| Executive Chair Base: | \$150 | Ex. #51 base change from black to another color |
| Small Ottoman:        | \$210 | Ex. 215-03 Mia Ottoman                          |
| Large Ottoman:        | \$255 | Ex. 123 Carmelita Bench                         |
| Metal Chair:          | \$360 | Ex. 214-02 Bamba Chair                          |
| Sofa Base:            | \$405 | Ex. 1460 Cynthia Sofa                           |

## ORDERING HIDES FROM LEATHERCRAFT

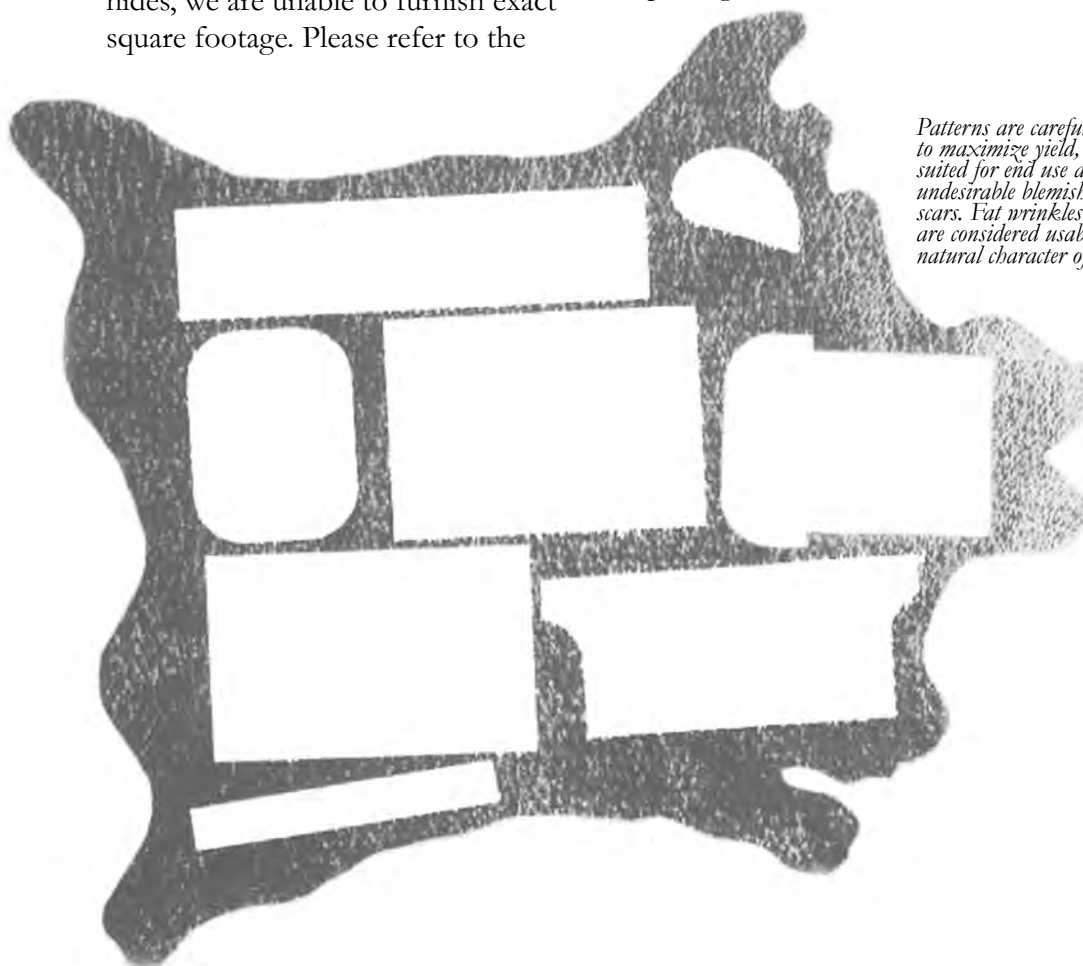
When ordering hides from Leathercraft, please specify the pattern, color, group number and square footage required.

Our leathers are available in whole hide and half hide quantities. Whole hides average 45 to 55 square feet, and half hides average 22 to 28 square feet. Due to irregular sizes of hides, we are unable to furnish exact square footage. Please refer to the

accompanying chart of fabric/leather conversion figures when estimating the square footage you require.

We will cut the hides to your exact specifications if you wish. The price for this service reflects additional cost of labor and increased waste.

Please refer to our current price list for pricing of leathers.



*Patterns are carefully placed on hides to maximize yield, utilize areas best suited for end use and to avoid undesirable blemishes such as unhealed scars. Fat wrinkles and healed scars are considered usable, adding to the natural character of the leather.*

### Caring for Leather

Because leather is a natural product, it needs little or no care during normal usage. For spots and spills, blot excess liquid immediately with a clean absorbent cloth or sponge.

For hand antiqued and aniline plus leathers, use a damp sponge and suds from a mild soap. Rinse well with a clean sponge and pat dry with a towel. Clean the entire area where the spill occurred: for example, the entire seat cushion or entire arm. Damp areas should not be dried with electric hair dryers or artificial means. Most liquids will be initially repelled by the leather, but if left to

stand over an extended period of time, they will be absorbed. That's why it's a good idea to mop up spills immediately.

Cleaning stains from pure aniline dyed leathers should be done with distilled water and suds from Neutrogena soap on a dampened sponge, feathering the moistened area with a clean cloth to remove the soap suds. Padding with a clean, dry white towel to remove excess moisture is then recommended. To best preserve the rich color and feel of your leather, avoid prolonged exposure to direct sunlight or heating units.

For sueded leathers use a brush to loosen the soil, then vacuum. Do not use water or liquid cleaning solutions as they may spot the leather.

The above cleaning instructions are generalizations. Many of today's leathers are unique and require special cleaning instructions. Refer to your swatchcards for specifics. For severe stains please call Leathercraft for guidance.

Do not use saddlesoap or any other cleaning or maintenance product for leather not endorsed by Leathercraft as these may cause a chemical breakdown of the finish.

# LEATHER BY THE HIDE/FOOT

Leather can be purchased by the hide or by the foot. When ordering, please specify pattern, color, group number, and footage required. Due to irregular size of natural hides, we cannot furnish exact footages. Leather is sold in whole or half hide quantities. Whole hides average 45–55 square feet, half hides average 22–28 square feet. Call customer service for pattern averages. Add the following percentages to the actual footage required to cover waste – Group 1 – 10%, Group 2 – 20%, Groups 3-10 – 30%.

If leather is cut to customers exact specifications, use the prices listed in right column. These prices reflect added costs due to increased leather waste and labor.

| <b>PRICE/SQUARE FOOTAGE</b><br>(Whole hide/half hide) |         | <b>PRICE/SQUARE FOOTAGE/CUT TO SPECS</b><br>(Cut to customers exact specifications) |         |
|---|---------|---|---------|
| Group 1   | \$21.75 | Group 1   | \$34.50 |
| Group 2   | \$24.00 | Group 2   | \$40.50 |
| Group 3   | \$26.25 | Group 3   | \$46.50 |
| Group 4   | \$28.50 | Group 4   | \$52.50 |
| Group 5   | \$30.75 | Group 5   | \$58.50 |
| Group 6   | \$33.00 | Group 6   | \$64.50 |
| Group 7   | \$35.25 | Group 7   | \$70.50 |
| Group 8   | \$37.50 | Group 8   | \$76.50 |
| Group 9   | \$39.75 | Group 9   | \$82.50 |
| Group 10  | \$42.00 | Group 10  | \$88.50 |

## HOW TO ORDER LEATHER

Leather is sold on a square foot basis in whole or half hide quantities. Whole hides average 45-55 square feet, half hides average 22-28 square feet. Use the following figures when estimating quantities needed.

| <b>FABRIC</b>     | <b>LEATHER</b> | <b>FABRIC</b>      | <b>LEATHER</b> |
|-------------------|----------------|--------------------|----------------|
| <b>50"-54"</b>    |                | <b>50"-54"</b>     |                |
| 1 yard . . . . .  | 17 sq ft.      | 6 yards . . . . .  | 102 sq ft.     |
| 2 yards . . . . . | 34 sq ft.      | 7 yards . . . . .  | 119 sq ft.     |
| 3 yards . . . . . | 51 sq ft.      | 8 yards . . . . .  | 136 sq ft.     |
| 4 yards . . . . . | 68 sq ft.      | 9 yards . . . . .  | 153 sq ft.     |
| 5 yards . . . . . | 85 sq ft.      | 10 yards . . . . . | 170 sq ft.     |

Restocking fee will be 20% and will apply to full hides only. Cut hides cannot be returned. For hand selected hides, add \$75 per hide.

## TRAPUNTO - LEEDS DESIGN \$255

| <b>LEATHER QUILTING OPTIONS</b> | <b>CHANNELED</b> | <b>BLOCK</b> | <b>DIAMOND</b> |
|---------------------------------|------------------|--------------|----------------|
| Seat Cushion Tops               | \$105            | \$120        | \$120          |
| Back Cushion Tops               | \$105            | \$120        | \$120          |
| Front Seat Panel, Footrest      | \$90             | \$105        | \$105          |
| Tight Back - one seat           | \$120            | \$120        | \$150          |
| Out Arm - each                  | \$120            | \$120        | \$150          |
| Outback - one seat              | \$120            | \$150        | \$150          |

**EMBROIDERED OR PLATE EMBOSSED LOGOS:** Call Customer Service for Details at **800.627.1561**.

# LEATHER USAGE CHART

| <b>Pattern</b>     | <b>Leather Type</b>            | <b>Cleaning Code</b> | <b>Usage Code</b> | <b>Color Fastness Scale</b> | <b>Avg. Hide Size (SqFt)</b> |
|--------------------|--------------------------------|----------------------|-------------------|-----------------------------|------------------------------|
| Alexandria         | Aniline Plus                   | 1                    | Heavy             | 4                           | 50                           |
| Anaconda           | Aniline Plus                   | 2                    | Medium            | 4                           | 18                           |
| Applause           | Aniline Plus                   | 1                    | Heavy             | 5                           | 48                           |
| Au Natural         | Oiled Pure Aniline             | 2                    | Light             | 3                           | 48                           |
| Big Croc           | Waxed Pure Aniline             | 2                    | Medium            | 4                           | 42                           |
| Big Dog            | Pure Aniline                   | 2                    | Light             | 3                           | 43                           |
| Big Sky            | Protected Aniline              | 1                    | Medium            | 4                           | 45                           |
| Bonanza            | Aniline Plus                   | 1                    | Heavy             | 3                           | 50                           |
| Botswana           | Pure Aniline HOH               | 1                    | Light             | 4                           | 40                           |
| Bowie              | Aniline Plus                   | 1                    | Heavy             | 4                           | 48                           |
| Bozeman (Crypton)  | Aniline Plus                   | 1                    | Heavy             | 5                           | 50-55                        |
| Buck Wild          | Oiled Pure Aniline Nubuck      | 2                    | Light             | 3                           | 55                           |
| Burnish            | Protected Aniline              | 1                    | Medium            | 3                           | 50                           |
| Cairo              | Protected Aniline              | 1                    | Medium            | 4                           | 45                           |
| Caress             | Aniline Plus                   | 1                    | Heavy             | 5                           | 48                           |
| Cavallo            | Pure Aniline HOH               | 1                    | Medium            | 5                           | 40                           |
| Cayman             | Aniline Plus                   | 2                    | Medium            | 4                           | 50                           |
| Chameleon          | Protected Aniline              | 1                    | Medium            | 4                           | 20-25                        |
| Colours            | Aniline Plus                   | 1                    | Heavy             | 5                           | 50                           |
| Crocodilia         | Protected Aniline              | 1                    | Medium            | 4                           | 50                           |
| Cub                | Pure Aniline                   | 2                    | Light             | 5                           | 15-20                        |
| Dakota             | Pure Aniline                   | 2                    | Medium            | 3                           | 45                           |
| Del Rio Croc       | Pure Aniline                   | 2                    | Medium            | 4                           | 45                           |
| Denali             | Waxed Pure Aniline             | 2                    | Medium            | 3                           | 50                           |
| Diamondback        | Protected Aniline              | 1                    | Medium            | 4                           | 45                           |
| Endure (Crypton)   | Aniline Plus                   | 1                    | Heavy             | 5                           | 50-55                        |
| Florence (Crypton) | Waxed Aniline                  | 1                    | Medium            | 4                           | 48-52                        |
| Fresco Croc        | Pure Aniline                   | 2                    | Medium            | 4                           | 50                           |
| Gator              | Protected Aniline              | 1                    | Medium            | 4                           | 45                           |
| Getaway            | Pure Aniline                   | 2                    | Medium            | 3                           | 48                           |
| Greek Key          | Pure Aniline - Special Effects | 1                    | Medium            | 4                           | 40-50                        |
| Handsome           | Pure Aniline - Special Effects | 3                    | Light             | 3                           | 18-22                        |
| Happy Hour         | Protected Aniline              | 1                    | Medium            | 4                           | 48                           |
| Haven              | Aniline Plus                   | 1                    | Heavy             | 5                           | 50                           |
| Hollywood          | Oiled Pure Aniline             | 2                    | Light             | 3                           | 48-50                        |
| Inferno            | Aniline Plus                   | 1                    | Heavy             | 4                           | 50                           |
| Juarez             | Pure Aniline HOH               | 1                    | Medium            | 5                           | 40                           |
| Jumbo Croc         | Protected Aniline              | 1                    | Medium            | 4                           | 45                           |
| Kitty Cat          | Pure Aniline HOH               | 1                    | Light             | 4                           | 45                           |
| Kodiak             | Waxed & Oiled Pure Aniline     | 2                    | Light             | 3                           | 50                           |
| Lizardo            | Protected Aniline              | 1                    | Medium            | 4                           | 48-55                        |
| Lizzy              | Protected Aniline              | 1                    | Medium            | 4                           | 42                           |
| Longhorn           | Pure Aniline - Special Effects | 2                    | Medium            | 4                           | 50                           |
| Luggage            | Pure Aniline                   | 2                    | Light             | 3                           | 50-55                        |
| Lush               | Pure Aniline                   | 2                    | Light             | 3                           | 50                           |
| Luxe               | Pure Aniline - Nubuck          | 3                    | Light             | 3                           | 48                           |
| Luxtan             | Aniline Plus                   | 1                    | Heavy             | 6                           | 58                           |
| Malibu             | Aniline Plus                   | 1                    | Heavy             | 5                           | 50                           |
| Milan              | Aniline Plus                   | 1                    | Heavy             | 5                           | 48                           |
| Mod                | Pure Aniline - Special Effects | 1                    | Medium            | 4                           | 40-50                        |
| Overtime           | Aniline Plus                   | 1                    | Heavy             | 4                           | 48                           |
| Peerless Antique   | Pure Aniline                   | 1                    | Heavy             | 6                           | 48-52                        |
| Persuasion         | Pure Aniline                   | 3                    | Light             | 3                           | 16-18                        |



# LEATHER USAGE CHART

| <u>Pattern</u> | <u>Leather Type</u>            | <u>Cleaning Code</u> | <u>Usage Code</u> | <u>Color Fastness Scale</u> | <u>Avg. Hide Size (SqFt)</u> |
|----------------|--------------------------------|----------------------|-------------------|-----------------------------|------------------------------|
| Pleasure       | Pure Aniline                   | 2                    | Medium            | 4                           | 50-55                        |
| Prada          | Pure Aniline HOH               | 1                    | Light             | 4                           | 18-20                        |
| Pure           | Pure Aniline                   | 2                    | Light             | 3                           | 50                           |
| Quilted        | Pure Aniline - Special Effects | 1                    | Medium            | 4                           | 40-50                        |
| Raleigh        | Oil & Wax Pure Aniline         | 2                    | Light             | 3                           | 48-50                        |
| Rembrandt      | Aniline Plus                   | 1                    | Heavy             | 5                           | 45                           |
| Retro          | Aniline Plus                   | 2                    | Heavy             | 5                           | 48                           |
| Revolution     | Pure Aniline                   | 2                    | Medium            | 3                           | 50                           |
| Rockies        | Aniline Plus                   | 1                    | Medium            | 4                           | 50                           |
| Rodeo          | Aniline Plus                   | 1                    | Medium            | 4                           | 50                           |
| Royalty        | Aniline Plus                   | 2                    | Medium            | 4                           | 50                           |
| Salem          | Aniline Plus                   | 1                    | Heavy             | 4                           | 50-55                        |
| Sea Jewel      | Pure Aniline - Special Effects | 3                    | Light             | 3                           | 18-22                        |
| Seeing Spots   | Pure Aniline                   | 2                    | Light             | 5                           | 15-20                        |
| Serengeti      | Pure Aniline HOH               | 1                    | Light             | 4                           | 35-40                        |
| Serenity       | Aniline Plus                   | 1                    | Heavy             | 5                           | 50                           |
| Shagreen       | Pure Aniline - Special Effects | 1                    | Medium            | 4                           | 40-50                        |
| Sharkskin      | Aniline Plus                   | 1                    | Medium            | 4/5                         | 16-18                        |
| Slither        | Pure Aniline - Special Effects | 1                    | Medium            | 4                           | 40-50                        |
| So Shear       | Pure Aniline - HOH             | 2                    | Medium            | 3                           | 6-7                          |
| Solerno        | Pure Aniline - Special Effects | 1                    | Medium            | 4                           | 40-50                        |
| Sophia         | Pure Aniline                   | 2                    | Light             | 3                           | 50                           |
| Spirograph     | Protected Aniline              | 1                    | Medium            | 4                           | 45                           |
| Supple         | Pure Aniline                   | 1                    | Medium            | 4                           | 50                           |
| Sussex         | Waxed Pure Aniline             | 2                    | Light             | 3                           | 35-40                        |
| Taos           | Pure Aniline                   | 2                    | Medium            | 3                           | 45                           |
| Teepee         | Pure Aniline                   | 2                    | Medium            | 4                           | 40-45                        |
| Venice         | Pure Aniline                   | 2                    | Light             | 5                           | 55-60                        |
| Vista          | Protected Aniline              | 1                    | Medium            | 3                           | 48                           |
| Watusi         | Pure Aniline - HOH             | 2                    | Light             | 4                           | 35-40                        |
| Well Loved     | Pure Aniline                   | 2                    | Light             | 3                           | 45-50                        |
| What A Croc    | Protected Aniline              | 1                    | Medium            | 4                           | 45                           |
| Wyoming        | Pure Aniline                   | 2                    | Medium            | 3                           | 50                           |
| Yellowstone    | Pure Aniline                   | 2                    | Medium            | 3                           | 50-55                        |
| Z-Baby         | Pure Aniline                   | 2                    | Light             | 5                           | 15-20                        |
| Zeus           | Protected Aniline              | 1                    | Medium            | 4                           | 45                           |

## Cleaning Codes

1 - Mild Soap & Water

2 - Distilled water and suds from Neutrogena Soap on a dampened sponge; feathering the moistened area. Remove excess moisture by patting with a white, clean dry towel.

3 - Suede brush or dry powder stain remover, I.E. K2R  
Or commercial foam cleaners.

## COLOR FASTNESS INFORMATION

Color fastness of leather is graded by the Tanners Council on a scale from 1-6. "6" is the least susceptible to fading and will withstand some direct sunlight. "1" is the most susceptible to fading and will fade rapidly in sunlight and brightly lighted areas.

## SERVICEABILITY INFORMATION

| HEAVY USAGE  | MEDIUM USAGE  | LIGHT USAGE<br>TREAT AS FABRIC  |
|--|---|---|
| <p>Leather has been tested and is considered to be very durable and serviceable.</p> <ul style="list-style-type: none"> <li>- Suitable for heavy traffic areas and commercial applications.</li> <li>- Repels most food and beverage stains.</li> <li>- Cleanable with mild soap and water.</li> <li>- More durable than any other upholstery material.</li> </ul> | <p>This leather is considered durable under normal usage conditions.</p> <ul style="list-style-type: none"> <li>- Suitable for family rooms, recreational rooms and dens</li> <li>- Repels most food and beverage stains.</li> <li>- More durable and soil resistant than fabrics.</li> </ul> | <ul style="list-style-type: none"> <li>- Treat as you would fine fabrics</li> <li>- Repels most waterbased liquids</li> <li>- Suitable for living rooms and other areas where adult living is the norm.</li> <li>- Strong staining agents may cause discoloration.</li> <li>- May absorb hot liquids and oils.</li> </ul> |

## LEATHER TYPE DESCRIPTIONS

**Pure Aniline** - Hides that have been drum dyed with transparent dyes throughout for 12-24 hours. These dyes enhance the subtle textures and natural variations of each hide.

**Aniline Plus** - Hides that are drum dyed, tumbled to soften the leather, then a layer of pigment is sprayed onto the surface to even out the color.

**Waxed & Oiled Pure Aniline** - Just like the pure aniline hides but a mixture of oils and waxes are infused into the hides under heat and pressure. This procedure highlights the markings and scars that are part of a purely natural product. These hides will create a “pull up” effect when applied to upholstery.

**Waxed Pure Aniline** - Waxes are applied to the surface of the hide to enhance the natural beauty of the leather.

**Pure Aniline - Special Effect** - Pure aniline hides that have been antiqued, buffed or enhanced to create a “special effect.”

**Pure Aniline - HOH-** Hair on hides that have been colored either solid or in a pattern such as animal prints or other patterns that simulate specific looks.

# LEATHERCRAFT

## The Definition of a Leather SWATCH

A Swatch is a representative sampling taken from one hide. A hide averages 50 square feet so it is only a small representation of the leather. Although this sample represents the color, texture and feel of the leather, chances are it will not be an exact match to the piece of furniture you end up receiving. Imagine if you were to take a small piece of wood flooring as a representation of the floor. This sample would in no way tell how large the wood grain is throughout the floor or if the stain applied to the floor would look the same as the sample. Because a swatch is such a small portion of the entire hide, many of the hide's unique characteristics are not depicted. This may come in the form of "nature's signatures", leather color variation, grain and texture variations, and dye lot deviation.

When choosing leather you must take into consideration that this is a natural material and may have "nature's signatures" incorporated into its natural beauty. These signatures may come in the form of healed scars, insect bites, neck and belly wrinkles. Just like your own skin, everyone has different complexions, scars and blemishes that create an individualized unique beauty.

Color variation occurs in top grain pure anilines and Nubuk leathers. These leathers are dyed for color only and due to the cell structure of the natural cow hide the dye is absorbed differently throughout the hide. Thus, creating darker or lighter areas, much like wood varies when stained. This explains why the arm of a sofa may have a different shade than the cushions or the back of the sofa. They were simply cut from different parts of the hide. Plus, a sofa will take 4 - 5 hides. This is NOT a defect; this is evidence that you are using natural top grain leather.

## Leather Care

- Keep furniture dust and dirt free. Dusting and vacuuming with a soft brush. Deal with spills and soil gently and quickly (do not rub or scrub). Use a clean cloth or sponge. If necessary, use clean distilled water only and let dry naturally.
- Do not expose to intense heat sources or direct sunlight. Some color fading may occur if the leather is exposed to direct, intense light and heat.
- Do not use solvent or any product involving solvents to clean leather furniture.

## ULTRASUEDE / VINYLs / MOHAIR

|  |         |            |
|--|---------|------------|
| ULTRASUEDE                                 | GRADE P | \$270 / YD |
| SYMPHONY - Classic, Vintage                | GRADE H | \$105 / YD |
| STUDIO - Canyon, Persuasion, Phoenix, Vibe | GRADE G | \$90 / YD  |
| ULTRA FABRICS - Brisa                      | GRADE L | \$210 / YD |
| MOHAIR - Nevada                            | GRADE Q | \$270 / YD |

CF STINSON COLLECTION - See Leathercraft website for available colors and pricing (listed under "Leathers & Fabrics" tab)

## YARDAGE CHART & COM

### YARDAGE CHART FOR "RAILROADED" APPLICATION

| Fabric Width | Plain Fabric | 1"– 6"<br>Repeat | 7"–14"<br>Repeat | 15"–21"<br>Repeat | 22"–27"<br>Repeat | Over 27"<br>Repeat |
|--------------|--------------|------------------|------------------|-------------------|-------------------|--------------------|
| 54"          | 0%           | 10%              | 20%              | 30%               | 35%               | 40%                |
| 50"          | 10%          | 20%              | 30%              | 40%               | 45%               | 50%                |
| 48"          | 15%          | 25%              | 35%              | 45%               | 50%               | 55%                |
| 45"          | 40%          | 35%              | 46%              | 55%               | 60%               | 65%                |
| 36"          | 50%          | 60%              | 70%              | 80%               | 85%               | 90%                |

Up the bolt application – add 10% additional yardage.      \*\* Loosely woven fabrics may require backing.

Drop repeats – add additional 10% additional yardage.

COM Trim – add additional 5% to COM price.

**If additional yardage is required to produce your order, customer will be required to furnish unless factory damages it.**

## COM – CUSTOMER'S OWN MATERIAL

As an integral part of our complete fabric program, we will be pleased to accept your COM specifications. Include on your purchase order the name of the mill, pattern and color. Additional, a small fabric swatch should accompany the order.

To assist you in calculating the necessary yardage requirements, please refer to our yardage chart. For exact yardage requirements call the factory at 800.627.1561 with all pertinent information (including both horizontal and vertical repeats, and fabric width). Periodically, where an unusually large repeat is specified, we may require an actual cutting large enough to show the repeat to assist us in providing you with the correct yardage requirements.

Where an unusually large vertical and horizontal repeat is specified on certain frames that require large cuts, additional yardage may be required.

When forwarding COM, it is necessary that your order number and the customer's name are specified on the material. Ship all COM to: Leathercraft Inc., 102 Section House Road, Conover, NC 28613.

The responsibility of selecting the proper fabric for an application lies solely with the customer. Leathercraft must abide by the customer's choice and cannot be responsible for misapplication. Nor will Leathercraft be responsible for the quality of any COM; i.e. weave imperfections, poor quality, dye lot variations, seam slippage, flaws, receiving shortages, serviceability, or overall wearability. We recommend that all COM fabrics are backed; particularly loosely woven goods.

**Unless specifically instructed by the customer Leathercraft will, at its discretion, apply the fabric as best suits the frame design with regards to pattern, match patterns, face side, placement of seams, etc.**

# CATES COVE FABRIC / LEATHERCRAFT COM / COL INFORMATION FORM

**Customer's Own Material / Customer's Own Leather**

Please photocopy and complete this form:


Dealer Name: \_\_\_\_\_  
 Address: \_\_\_\_\_  
 City/St/Zip: \_\_\_\_\_  
 Phone #: \_\_\_\_\_  
 Contact Person: \_\_\_\_\_

Dealer P.O. #: \_\_\_\_\_  
 Style #: \_\_\_\_\_  
 Qty Ordered: \_\_\_\_\_  
 Number of yards/sq. ft. being sent: \_\_\_\_\_  
 Fabric Vendor: \_\_\_\_\_  
 Vendor Pattern/Color: \_\_\_\_\_

**FABRIC APPLICATION:**

Railroad

Fabric in "Railroaded" or "Top of Selvage" position



Up the Bolt

Fabric in "Up the Bolt" position



Special application instructions (i.e. specific motifs to center on cushions): \_\_\_\_\_  
 \_\_\_\_\_  
 \_\_\_\_\_  
 \_\_\_\_\_  
 \_\_\_\_\_

Please do not assume that fabric application is obvious. Attach a sample of your fabric in the space provided below, paying careful attention to the top of the pattern and the face side of the fabric. Also, please provide application instructions in the space provided. If no special application instructions are provided, we reserve the right to determine the application of the fabric.

If you are mailing this form separate, please mail to:

**Leathercraft, Inc.  
 PO Box 639  
 Conover, NC 28613**

If you are sending this form along with your COM, please ship to:

**Leathercraft, Inc.  
 102 Section House Rd.  
 Hickory, NC 28601**

Identify the FACE SIDE of the fabric

↑ TOP OF PATTERN ↑

Indicate the DIRECTION of the design as to top and/or bottom.

*ACTUAL SAMPLE MUST BE ATTACHED HERE\**

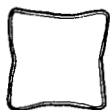
While we do inspect for imperfections, we cannot be responsible for defects, color or dye lot variations or other flaws in fabrics or leathers.

\*If an actual fabric sample IS NOT included with the requested COM form, we ask that you provide written approval to use our discretion with fabric application.

In the absence of application instructions, Leathercraft will not be held responsible for a COM application deemed unsatisfactory by the customer.

# ACCENT PILLOWS

A. SOLID SQUARE W/ WELT



Available Sizes: 13", 16", 18", 20", 22" & 24"

B. PLACKED 20"



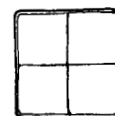
Available Sizes: 20"  
(Solid on back)

C. CROSS SQUARE



Available Sizes: 13", 16" & 20"

D. BLOCK



Available Sizes: 13", 16" & 20"

E. FLAP ENVELOPE



Available Sizes: 13", 16" & 20"

F. SOLID KIDNEY W/ WELT



Available Sizes: 9"x17", 11"x19" & 13"x23"

G. CROSS KIDNEY




Available Sizes: 11"x19" & 13"x23"

H. ROUND W/ WELT & TWO BUTTONS




Available Sizes: 12", 14" & 16"

I. BOLSTER



Available Sizes: 20"x7"

J. BOXED



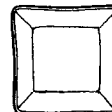
Available Sizes: 13", 16" & 20"

K. SOLID W/ BUTTON



Available Sizes: 13", 16" & 20"

L. FRAME



Available Sizes: 13", 16" & 20"

M. SQUARE CUBE W/ WELT



Available Sizes: 13", 16" & 20"

Monogrammed Pillows - Select from three styles: Old English, Block or Script - Up to 3 initials - \$85 per pillow.

Special Order Leather: Pillows must be purchased in pairs

NOTE: IF PILLOWS ARE ORDERED WITH FURNITURE YOU MAY DISCOUNT THE PILLOWS 10%

## FABRIC PRICES PER YARD

|         |       |         |       |
|---------|-------|---------|-------|
| Grade A | \$39  | Grade N | \$210 |
| Grade B | \$48  | Grade O | \$225 |
| Grade C | \$54  | Grade P | \$240 |
| Grade D | \$60  | Grade Q | \$255 |
| Grade E | \$75  | Grade R | \$270 |
| Grade F | \$90  | Grade S | \$285 |
| Grade G | \$105 | Grade T | \$300 |
| Grade H | \$120 | Grade U | \$315 |
| Grade I | \$135 | Grade V | \$330 |
| Grade J | \$150 | Grade W | \$345 |
| Grade K | \$165 | Grade X | \$360 |
| Grade L | \$180 | Grade Y | \$375 |
| Grade M | \$195 | Grade Z | \$390 |

# ACCENT PILLOW PRICING

| LEATHER<br>GRP 1 | RISER | FABRIC<br>GR D | RISER | COM | COM - YDG.<br>REQUIRED |
|------------------|-------|----------------|-------|-----|------------------------|
|------------------|-------|----------------|-------|-----|------------------------|

## A. SOLID SQUARE W/ WELT

|     |     |    |     |    |     |        |
|-----|-----|----|-----|----|-----|--------|
| 13" | 165 | 18 | 150 | 12 | 135 | 3/4 YD |
| 16" | 210 | 24 | 180 | 12 | 165 | 1.0 YD |
| 18" | 240 | 27 | 192 | 15 | 171 | 1.0 YD |
| 20" | 270 | 30 | 195 | 15 | 180 | 1.0 YD |
| 22" | 300 | 30 | 210 | 15 | 195 | 1.0 YD |
| 24" | 330 | 30 | 225 | 15 | 210 | 1.0 YD |

## B. PLACKED 20"

|     |     |    |     |    |     |        |
|-----|-----|----|-----|----|-----|--------|
| 20" | 300 | 30 | 210 | 15 | 195 | 1.0 YD |
|-----|-----|----|-----|----|-----|--------|

## C. CROSS SQUARE

|     |     |    |     |    |     |        |
|-----|-----|----|-----|----|-----|--------|
| 13" | 210 | 18 | 165 | 12 | 150 | 3/4 YD |
| 16" | 240 | 24 | 195 | 15 | 180 | 1.0 YD |
| 20" | 285 | 30 | 210 | 15 | 195 | 1.0 YD |

## D. BLOCK

|     |     |    |     |    |     |        |
|-----|-----|----|-----|----|-----|--------|
| 13" | 210 | 18 | 165 | 12 | 150 | 3/4 YD |
| 16" | 240 | 24 | 195 | 15 | 180 | 1.0 YD |
| 20" | 285 | 30 | 210 | 15 | 195 | 1.0 YD |

## E. FLAP ENVELOPE

|     |     |    |     |    |     |        |
|-----|-----|----|-----|----|-----|--------|
| 13" | 270 | 21 | 195 | 15 | 180 | 3/4 YD |
| 16" | 300 | 27 | 225 | 18 | 210 | 1.0 YD |
| 20" | 330 | 33 | 255 | 18 | 240 | 1.0 YD |

## F. SOLID KIDNEY W/ WELT

|       |     |    |     |    |     |        |
|-------|-----|----|-----|----|-----|--------|
| 9x17  | 225 | 18 | 180 | 12 | 135 | 1/5 YD |
| 11x19 | 240 | 24 | 210 | 15 | 165 | 3/4 YD |
| 13x23 | 255 | 30 | 225 | 15 | 195 | 3/4 YD |

## G. CROSS KIDNEY

|       |     |    |     |    |     |        |
|-------|-----|----|-----|----|-----|--------|
| 11x19 | 240 | 24 | 210 | 15 | 165 | 3/4 YD |
| 13x23 | 270 | 30 | 225 | 15 | 195 | 3/4 YD |

## H. ROUND W/ WELT & TWO BUTTONS

|     |     |    |     |    |     |        |
|-----|-----|----|-----|----|-----|--------|
| 12" | 225 | 18 | 180 | 12 | 135 | 1/2 YD |
| 14" | 240 | 24 | 210 | 15 | 165 | 3/4 YD |
| 16" | 255 | 30 | 225 | 15 | 195 | 3/4 YD |

## I. BOLSTER

|      |     |    |     |    |     |        |
|------|-----|----|-----|----|-----|--------|
| 20x7 | 255 | 18 | 210 | 15 | 195 | 1.0 YD |
|------|-----|----|-----|----|-----|--------|

## J. BOXED

|     |     |    |     |    |     |         |
|-----|-----|----|-----|----|-----|---------|
| 13" | 210 | 18 | 180 | 12 | 165 | 3/4 YD  |
| 16" | 240 | 24 | 210 | 15 | 180 | 1.0 YD  |
| 20" | 285 | 30 | 225 | 18 | 195 | 1.25 YD |

## K. SOLID W/ BUTTON

|     |     |    |     |    |     |        |
|-----|-----|----|-----|----|-----|--------|
| 13" | 210 | 18 | 165 | 12 | 150 | 3/4 YD |
| 16" | 240 | 24 | 195 | 15 | 180 | 1.0 YD |
| 20" | 285 | 30 | 210 | 15 | 195 | 1.0 YD |

## L. FRAME

|     |     |    |     |    |     |        |
|-----|-----|----|-----|----|-----|--------|
| 13" | 210 | 18 | 165 | 12 | 150 | 3/4 YD |
| 16" | 240 | 24 | 195 | 15 | 180 | 1.0 YD |
| 20" | 285 | 30 | 210 | 15 | 195 | 1.0 YD |

## M. SQUARE CUBE W/ WELT

|     |     |    |     |    |     |         |
|-----|-----|----|-----|----|-----|---------|
| 13" | 210 | 18 | 180 | 12 | 165 | 3/4 YD  |
| 16" | 240 | 24 | 210 | 15 | 195 | 1.0 YD  |
| 20" | 285 | 30 | 225 | 18 | 210 | 1.25 YD |

# MANHATTAN SELECT PROGRAM

With our Manhattan Collection you are able to select your favorite arm, leg, and back style for a completely custom sofa, sectional, recliner, chair or ottoman. Add the leather or fabric selection of your choice, and finish it off with wood finish and nail head selections to create something uniquely your own.

## 1. CHOOSE AN ARM



1 - TRACK ARM



2 - CAP ARM\*



3 - PADDED TRACK ARM\*



4 - SLOPED TRACK ARM



5 - NOTCHED ARM

\* (2) Cap Arm & (3) Padded Track Arm shown with Optional #9 Nails

## 2. CHOOSE A BACK



1 - SQUARE CORNERS WITH EARS



3 - SQUARE CORNERS WITHOUT EARS



40-0-434 Manhattan Select Sofa  
(4-Sloped Track Arm; 3-Square Corners w/o Ears; 4-Sled Leg)  
Outside: H36 W86 D40  
Inside: H16 W73.5 D24  
Seat: H20 Arm: H24


## 3. CHOOSE A LEG



1 - TAPERED FOOT



3 - BLOCK FOOT



4 - SLED LEG



40-0-313 Manhattan Select Sofa  
(3-Padded Track Arm; 1-Square Corners w/ Ears; 3-Block Leg)  
Outside: H36 W88 D40  
Inside: H16 W74 D24  
Seat: H20 Arm: H24

| DESCRIPTION         | DEPTH    | STYLE                        | ARM (1,2,or 3) | BACK CUSHION (1 or 3)  | LEG (1,3 or 4) |
|---------------------|----------|------------------------------|----------------|------------------------|----------------|
| Sofa                | 20 or 40 | - 0                          | -              |                        |                |
| Sleeper Sofa        | 20       | - 68S                        | -              |                        |                |
| One Arm Sofa        | 20 or 40 | - 0-1L or 0-1R               | -              |                        |                |
| One Arm Corner Sofa | 20 or 40 | - 0L or 0R                   | -              |                        |                |
| Armless Corner Sofa | 20 or 40 | - 0LC or 0RC                 | - X*           | 3 (only option avail.) |                |
| Loveseat            | 20 or 40 | - 5                          | -              |                        |                |
| One Arm Loveseat    | 20 or 40 | - 5-1L or 5-1R               | -              |                        |                |
| Armless Loveseat    | 20 or 40 | - 5-50                       | - X*           | 3 (only option avail.) |                |
| One Arm Chaise      | 20 or 40 | - 8-16(left) or 8-15 (right) | -              |                        |                |
| Chair               | 20 or 40 | - 2                          | -              |                        |                |
| Armless Chair       | 20 or 40 | - 2-10                       | - X*           | 3 (only option avail.) |                |
| Corner Chair        | 20 or 40 | - 2-35                       | - X*           | 3 (only option avail.) |                |
| Ottoman             | 20       | - 3                          | - X*           | X*                     |                |
| Bumper Ottoman      | 20       | - 4                          | - X*           | X*                     |                |
| Wedge               | 20 or 40 | - 9                          | - X*           | 3 (only option avail.) |                |



40-0-533 Manhattan Select Sofa  
(5-Notched Arm; 3-Square Corners w/o Ears; 3-Block Leg)  
Outside: H36 W88 D40  
Inside: H16 W74 D24  
Seat: H20 Arm: H24



40-0-114 Manhattan Select Sofa  
(1-Track Arm; 1-Square Corners w/ Ears; 4-Sled Leg)  
Outside: H36 W86 D40  
Inside: H16 W74 D24  
Seat: H20 Arm: H24

DEPTH: 20 indicates 22" inside seat depth & 37" outside depth  
40 indicates 24" inside seat depth & 40" outside depth

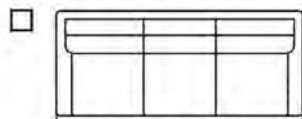
X\* Does not apply to style  
\*Sleeper sofa not available in 40" depth



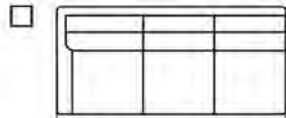
# MANHATTAN SELECT PROGRAM WORKSHEET

GENERAL INFORMATION

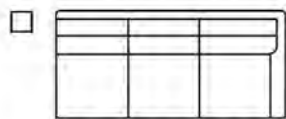
SELECT YOUR STYLE: '20' indicates standard 22" inside seat depth; '40' indicates 24" inside seat depth



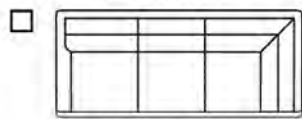
**20-0 OR 40-0**  
SOFA



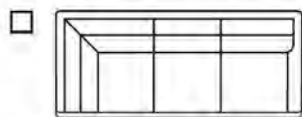
**20-0-1L OR 40-0-1L**  
LEFT ARM SOFA



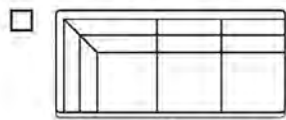
**20-0-1R OR 40-0-1R**  
RIGHT ARM SOFA



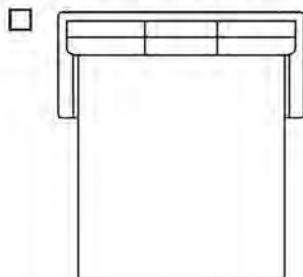
**20-0L OR 40-0L**  
LEFT ARM CORNER SOFA



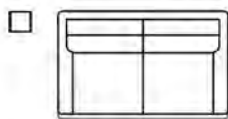
**20-0R OR 40-0R**  
RIGHT ARM CORNER SOFA



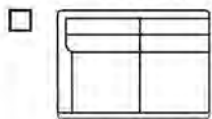
**20-0LC OR 40-0LC**  
LEFT CORNER ARMLESS SOFA



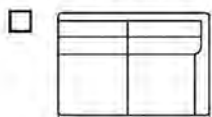
**20-SS/**  
SLIPCOVER SOFA  
ONLY AVAILABLE IN STANDARD DEPTH



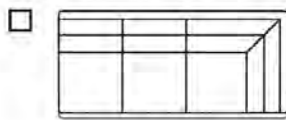
**20-5 OR 40-5**  
LOVESEAT



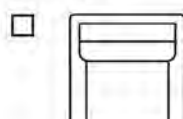
**20-5-1L OR 40-5-1L**  
LEFT ARM LOVESEAT



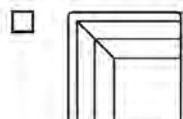
**20-5-1R OR 40-5-1R**  
RIGHT ARM LOVESEAT



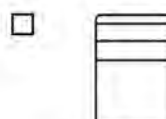
**20-0RC OR 40-0RC**  
RIGHT CORNER ARMLESS SOFA



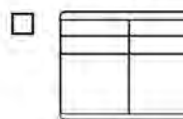
**20-2 OR 40-2**  
CHAIR



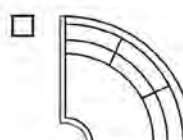
**20-2-35 OR 40-2-35**  
CORNER CHAIR



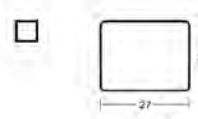
**20-2-10 OR 40-2-10**  
ARMLESS CHAIR



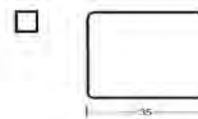
**20-5-50 OR 40-5-50**  
ARMLESS LOVESEAT



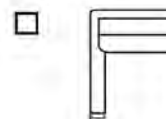
**20-9 OR 40-9**  
WEDGE



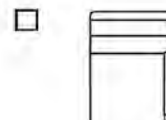
**20-3**  
OTTOMAN



**20-4**  
BUMPER OTTOMAN



**20-8-16 OR 40-8-16**  
LEFT ARM CHAIR




**20-8-15 OR 40-8-15**  
RIGHT ARM CHAIR

## SELECT YOUR ARM:



TRACK ARM



CAP ARM \*



PADDED TRACK ARM \* \* #2 & #3 Arms shown with Optional Nails



SLOPED TRACK ARM




NOTCHED ARM

## SELECT YOUR BACK:



SQUARE CORNERS WITH EARS



SQUARE CORNERS WITHOUT EARS

## SELECT YOUR FOOT/LEG:



TAPERED FOOT



BLOCK FOOT



SLED LEG

## OPTIONAL NAILS: (upcharge applies)

- Yes  
 No

### Example Style Number:

Sofa with a 24" inside seat depth,  
#2 cap arm, #1 square corner  
back w/ ears and #3 block feet.

40-0-213 Sofa

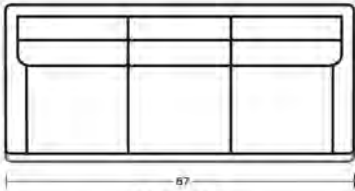
Matching Chair & Ottoman:

40-2-213 Chair

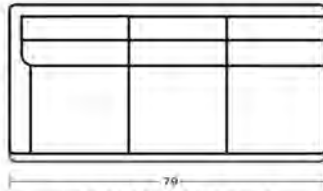
20-3-3 Ottoman

# MANHATTAN SELECT PROGRAM

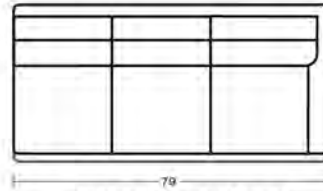
## 1/4" SCALE SCHEMATICS



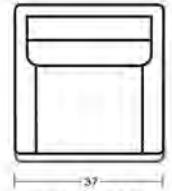
**20-0 SOFA**  
OUTSIDE: H36 W87 D37  
INSIDE: H16 W74 D22  
SEAT: H20 ARM: H24  
**40-0 SOFA**  
OUTSIDE: D40 INSIDE: D24



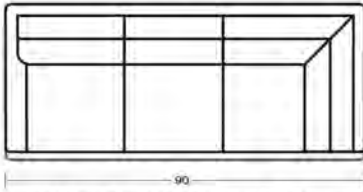
**20-0-1L LEFT ARM SOFA**  
OUTSIDE: H36 W79 D37  
INSIDE: H16 W74 D22  
SEAT: H20 ARM: H24  
**40-0-1L LEFT ARM SOFA**  
OUTSIDE: D40 INSIDE: D24



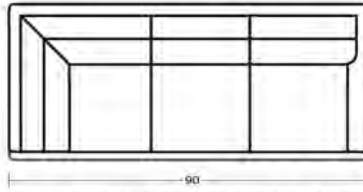
**20-0-1R RIGHT ARM SOFA**  
OUTSIDE: H36 W79 D37  
INSIDE: H16 W74 D22  
SEAT: H20 ARM: H24  
**40-0-1R RIGHT ARM SOFA**  
OUTSIDE: D40 INSIDE: D24



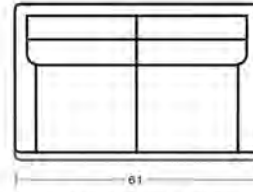
**20-2 CHAIR**  
OUTSIDE: H36 W37 D37  
INSIDE: H16 W24 D22  
SEAT: H20 ARM: H24  
**40-2 CHAIR**  
OUTSIDE: D40 INSIDE: D24



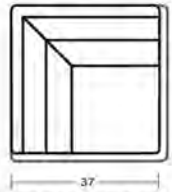
**20-0L LEFT ARM CORNER SOFA**  
OUTSIDE: H36 W90 D37  
INSIDE: H16 W74 D22  
SEAT: H20 ARM: H24  
**40-0L LEFT ARM CORNER SOFA**  
OUTSIDE: D40 INSIDE: D24



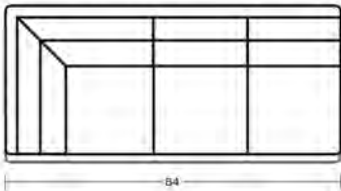
**20-0R RIGHT ARM CORNER SOFA**  
OUTSIDE: H36 W90 D37  
INSIDE: H16 W74 D22  
SEAT: H20 ARM: H24  
**40-0R RIGHT ARM CORNER SOFA**  
OUTSIDE: D40 INSIDE: D24



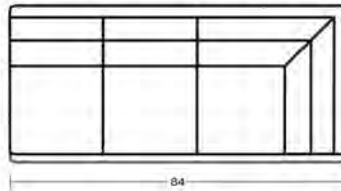
**20-5 LOVESEAT**  
OUTSIDE: H36 W61 D37  
INSIDE: H16 W49 D22  
SEAT: H20 ARM: H24  
**40-5 LOVESEAT**  
OUTSIDE: D40 INSIDE: D24



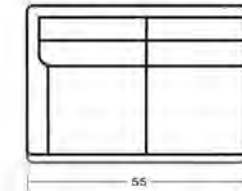
**20-2-35 CORNER CHAIR**  
OUTSIDE: H36 W37 D37  
INSIDE: H16 W22 D22  
SEAT: H20  
**40-2-35 CORNER CHAIR**  
OUTSIDE: D40 INSIDE: D24



**20-0LC LEFT CORNER ARMLESS SOFA**  
OUTSIDE: H36 W84 D37  
INSIDE: H16 W72 D22  
SEAT: H20  
**40-0LC LEFT CORNER ARMLESS SOFA**  
OUTSIDE: D40 INSIDE: D24



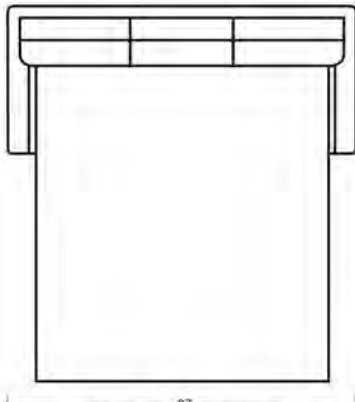
**20-0RC RIGHT CORNER ARMLESS SOFA**  
OUTSIDE: H36 W84 D37  
INSIDE: H16 W72 D22  
SEAT: H20  
**40-0RC RIGHT CORNER ARMLESS SOFA**  
OUTSIDE: D40 INSIDE: D24



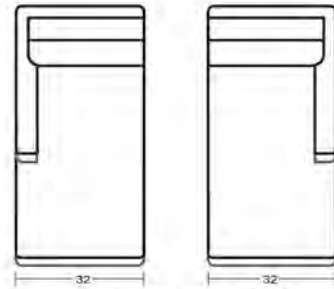
**20-5-1L LEFT ARM LOVESEAT**  
OUTSIDE: H36 W55 D37  
INSIDE: H16 W49 D22  
SEAT: H20 ARM: H24  
**40-5-1L LEFT ARM LOVESEAT**  
OUTSIDE: D40 INSIDE: D24




**20-2-10 ARMLESS CHAIR**  
OUTSIDE: H36 W25 D37  
INSIDE: H16 W25 D22  
SEAT: H20  
**40-2-10 ARMLESS CHAIR**  
OUTSIDE: D40 INSIDE: D24



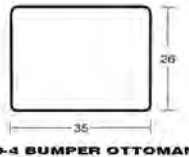
**20-58S SLEEPER SOFA**  
OUTSIDE: H36 W87 D37  
INSIDE: H16 W74 D22  
SEAT: H20  
**ONLY AVAILABLE IN STANDARD DEPTH**



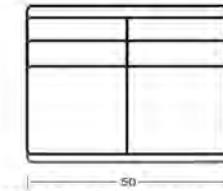
**20-8-16 LEFT ARM CHAISE**  
**20-8-15 RIGHT ARM CHAISE**  
OUTSIDE: H36 W32 D62  
INSIDE: H16 W26 D49  
SEAT: H20 ARM: H24  
**40-8-16 LEFT ARM CHAISE**  
**40-8-16 RIGHT ARM CHAISE**  
OUTSIDE: D64 INSIDE: D51



**20-5-1R RIGHT ARM LOVESEAT**  
OUTSIDE: H36 W55 D37  
INSIDE: H16 W49 D22  
SEAT: H20 ARM: H24  
**40-5-1R RIGHT ARM LOVESEAT**  
OUTSIDE: D40 INSIDE: D24



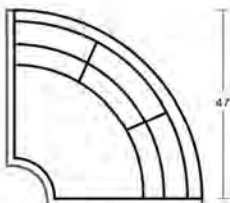
**20-4 BUMPER OTTOMAN**  
OUTSIDE: H16 W35 D26



**20-5-50 ARMLESS LOVESEAT**  
OUTSIDE: H36 W50 D37  
INSIDE: H16 W50 D22  
SEAT: H20  
**40-5-50 ARMLESS LOVESEAT**  
OUTSIDE: D40 INSIDE: D24







**20-3 OTTOMAN**  
OUTSIDE: H14 W27 D21





**20-9 WEDGE**  
OUTSIDE: H36 W67 D37  
INSIDE: H16 W51 D22  
SEAT: H20  
**40-9 WEDGE**  
OUTSIDE: D40 INSIDE: D24

# MANHATTAN SELECT PROGRAM PRICING

GENERAL INFORMATION

|                    |  |  |  | NO IMAGE AVAILABLE     |  | NO IMAGE AVAILABLE            |
|--------------------|---|---|---|------------------------|---|-------------------------------|
| STYLE NUMBER:      | 20-0-   | 40-0-   | 20-68S-   | 20-1L- or 20-1R        | 40-1L or 40-1R  | 20-0L or 20-0R                |
| STYLE NAME:        | Manhattan   | Manhattan   | Manhattan   | Manhattan              | Manhattan   | Manhattan                     |
| DESCRIPTION:       | Sofa  | Sofa (40"deep)  | Sleeper Sofa  | Left or Right Arm Sofa | Left or Rt Arm Sofa (40"deep)   | Left or Right Arm Corner Sofa |
| LEATHER GRADE:     |   |   |   |                        |   |                               |
| 1                  | 7970  | 8330  | 9600  | 7260                   | 7380  | 8810                          |
| 2                  | 8550  | 8900  | 10190   | 7740                   | 7880  | 9410                          |
| 3                  | 9140  | 9470  | 10770   | 8220                   | 8370  | 10010                         |
| 4                  | 9720  | 10040   | 11360   | 8700                   | 8870  | 10610                         |
| 5                  | 10310   | 10610   | 11940   | 9180                   | 9360  | 11210                         |
| 6                  | 10890   | 11180   | 12530   | 9660                   | 9860  | 11810                         |
| 7                  | 11480   | 11750   | 13110   | 10140                  | 10350   | 12410                         |
| 8                  | 12060   | 12320   | 13700   | 10620                  | 10850   | 13010                         |
| 9                  | 12650   | 12890   | 14280   | 11100                  | 11340   | 13610                         |
| 10                 | 13230   | 13460   | 14870   | 11580                  | 11840   | 14210                         |
| COM                | 5840  | 5990  | 7280  | 5660                   | 5810  | 6540                          |
| FABRIC:            |   |   |   |                        |   |                               |
| A                  | 6180  | 6430  | 7860  | 6150                   | 6300  | 6570                          |
| B                  | 6330  | 6570  | 8010  | 6260                   | 6410  | 6740                          |
| C                  | 6480  | 6700  | 8160  | 6380                   | 6530  | 6900                          |
| D                  | 6780  | 6960  | 8460  | 6600                   | 6750  | 7230                          |
| E                  | 7080  | 7230  | 8760  | 6830                   | 6990  | 7560                          |
| F                  | 7380  | 7490  | 9060  | 7060                   | 7230  | 7890                          |
| G                  | 7680  | 7750  | 9360  | 7290                   | 7470  | 8220                          |
| H                  | 7980  | 8020  | 9660  | 7520                   | 7710  | 8550                          |
| I                  | 8280  | 8280  | 9960  | 7740                   | 7950  | 8880                          |
| J                  | 8580  | 8550  | 10260   | 7970                   | 8190  | 9210                          |
| K                  | 8880  | 8810  | 10560   | 8200                   | 8430  | 9540                          |
| L                  | 9180  | 9070  | 10860   | 8430                   | 8670  | 9870                          |
| M                  | 9480  | 9340  | 11160   | 8660                   | 8910  | 10200                         |
| N                  | 9780  | 9600  | 11460   | 8880                   | 9150  | 10530                         |
| O                  | 10080   | 9870  | 11760   | 9110                   | 9390  | 10860                         |
| P                  | 10380   | 10130   | 12060   | 9340                   | 9630  | 11190                         |
| Q                  | 10680   | 10390   | 12360   | 9570                   | 9870  | 11520                         |
| R                  | 10980   | 10660   | 12660   | 9800                   | 10110   | 11850                         |
| DIMENSIONS:        |   |   |   |                        |   |                               |
| Outside Height     | 36  | 36  | 36  | 36                     | 36  | 36                            |
| Outside Width      | 87  | 86  | 87  | 79                     | 79  | 90                            |
| Outside Depth      | 37  | 40  | 37  | 37                     | 40  | 37                            |
| Inside Height      | 16  | 16  | 16  | 16                     | 16  | 16                            |
| Inside Width       | 74  | 73.5  | 74  | 74                     | 74  | 74                            |
| Inside Depth       | 22  | 24  | 22  | 22                     | 24  | 22                            |
| Seat Height        | 20  | 20  | 20  | 20                     | 20  | 20                            |
| Arm Height         | 24  | 24  | 24  | 24                     | 24  | 24                            |
| RECLINERS:         |   |   |   |                        |   |                               |
| Wall Clearance     |   |   |   |                        |   |                               |
| Footrest           |   |   |   |                        |   |                               |
| Fully Reclined     |   |   |   |                        |   |                               |
| COM YDG (54"Plain) | 18  | 19  | 17  | 15.5                   | 16.5  | 18                            |
| CARTON WEIGHT      | 160   | 200   | 245   | 160                    | 190   | 200                           |
| STANDARD TRIM      | Double Needle   | Double Needle   | Double Needle   | Double Needle          | Double Needle   | Double Needle                 |
| OPTIONAL TRIM      | Nailhead - \$330  | Nailhead - \$330  | Nailhead - \$330  | Nailhead - \$330       | Nailhead - \$330  | Nailhead - \$330              |
| STD SEAT CUSHION   | Poly on Poly  | Poly on Poly  | Poly on Poly  | Poly on Poly           | Poly on Poly  | Poly on Poly                  |
| STD BACK CUSHION   | Premium Fiber   | Premium Fiber   | Premium Fiber   | Premium Fiber          | Premium Fiber   | Premium Fiber                 |
| STD D RINGS/SNAPS  |   |   |   |                        |   |                               |
| STANDARD FINISH    | Must specify  | Must specify  | Must specify  | Must specify           | Must specify  | Must specify                  |
| STD LEGS/FEET      | Square Bunn   | Square Bunn   | Square Bunn   | Square Bunn            | Square Bunn   | Square Bunn                   |
| WOOD SPECIES       | Maple   | Maple   | Maple   | Maple                  | Maple   | Maple                         |
| STANDARD BASE      |   |   |   |                        |   |                               |
| STD MECHANISM      |   |   | Leggett & Platt   |                        |   |                               |
| OPT MECHANISM      |   |   | Air Dream-\$690   |                        |   |                               |




# MANHATTAN SELECT PROGRAM PRICING

|                    | NO IMAGE AVAILABLE            | NO IMAGE AVAILABLE                | NO IMAGE AVAILABLE                |  | NO IMAGE AVAILABLE |  |
|--------------------|-------------------------------|-----------------------------------|-----------------------------------|--|--------------------|---|
| STYLE NUMBER:      | 40-OL or 40-OR                | 20-OLC or 20-ORC                  | 40-OLC or 40-ORC                  | 20-2   | 40-2               | 20-2-10   |
| STYLE NAME:        | Manhattan                     | Manhattan                         | Manhattan                         | Manhattan  | Manhattan          | Manhattan   |
| DESCRIPTION:       | Left or Right Arm Corner Sofa | Left or Right Armless Corner Sofa | Left or Right Armless Corner Sofa | Chair  | Chair              | Armless Chair   |
| LEATHER GRADE:     |                               |                                   |                                   |  |                    |   |
| 1                  | 8960                          | 8250                              | 8400                              | 4100   | 4190               | 3230  |
| 2                  | 9560                          | 8820                              | 8970                              | 4410   | 4500               | 3450  |
| 3                  | 10160                         | 9390                              | 9540                              | 4730   | 4820               | 3680  |
| 4                  | 10760                         | 9960                              | 10110                             | 5040   | 5130               | 3900  |
| 5                  | 11360                         | 10530                             | 10680                             | 5360   | 5450               | 4130  |
| 6                  | 11960                         | 11100                             | 11250                             | 5670   | 5760               | 4350  |
| 7                  | 12560                         | 11670                             | 11820                             | 5990   | 6080               | 4580  |
| 8                  | 13160                         | 12240                             | 12390                             | 6300   | 6390               | 4800  |
| 9                  | 13760                         | 12810                             | 12960                             | 6620   | 6710               | 5030  |
| 10                 | 14360                         | 13380                             | 13530                             | 6930   | 7020               | 5250  |
| COM                | 6690                          | 6120                              | 6270                              | 3000   | 3090               | 2460  |
| FABRIC:            |                               |                                   |                                   |  |                    |   |
| A                  | 6720                          | 6530                              | 6680                              | 3140   | 3230               | 2630  |
| B                  | 6890                          | 6680                              | 6830                              | 3230   | 3320               | 2690  |
| C                  | 7050                          | 6830                              | 6980                              | 3320   | 3410               | 2750  |
| D                  | 7380                          | 7130                              | 7280                              | 3500   | 3590               | 2870  |
| E                  | 7710                          | 7430                              | 7580                              | 3680   | 3770               | 2990  |
| F                  | 8040                          | 7730                              | 7880                              | 3860   | 3950               | 3110  |
| G                  | 8370                          | 8030                              | 8180                              | 4040   | 4130               | 3230  |
| H                  | 8700                          | 8330                              | 8480                              | 4220   | 4310               | 3350  |
| I                  | 9030                          | 8630                              | 8780                              | 4400   | 4490               | 3470  |
| J                  | 9360                          | 8930                              | 9080                              | 4580   | 4670               | 3590  |
| K                  | 9690                          | 9230                              | 9380                              | 4760   | 4850               | 3710  |
| L                  | 10020                         | 9530                              | 9680                              | 4940   | 5030               | 3830  |
| M                  | 10350                         | 9830                              | 9980                              | 5120   | 5210               | 3950  |
| N                  | 10680                         | 10130                             | 10280                             | 5300   | 5390               | 4070  |
| O                  | 11010                         | 10430                             | 10580                             | 5480   | 5570               | 4190  |
| P                  | 11340                         | 10730                             | 10880                             | 5660   | 5750               | 4310  |
| Q                  | 11670                         | 11030                             | 11180                             | 5840   | 5930               | 4430  |
| R                  | 12000                         | 11330                             | 11480                             | 6020   | 6110               | 4550  |
| DIMENSIONS:        |                               |                                   |                                   |  |                    |   |
| Outside Height     | 36                            | 36                                | 36                                | 36   | 36                 | 36  |
| Outside Width      | 90                            | 84                                | 84                                | 37   | 39                 | 25  |
| Outside Depth      | 40                            | 37                                | 40                                | 37   | 40                 | 37  |
| Inside Height      | 16                            | 16                                | 16                                | 16   | 16                 | 16  |
| Inside Width       | 74                            | 72                                | 72                                | 24   | 24                 | 25  |
| Inside Depth       | 24                            | 22                                | 24                                | 22   | 24                 | 22  |
| Seat Height        | 20                            | 20                                | 20                                | 20   | 20                 | 20  |
| Arm Height         | 24                            |                                   |                                   | 24   | 24                 |   |
| RECLINERS:         |                               |                                   |                                   |  |                    |   |
| Wall Clearance     |                               |                                   |                                   |  |                    |   |
| Footrest           |                               |                                   |                                   |  |                    |   |
| Fully Reclined     |                               |                                   |                                   |  |                    |   |
| COM YDG (54"Plain) | 18.5                          | 16.5                              | 17.5                              | 9  | 10                 | 7   |
| CARTON WEIGHT      | 200                           | 190                               | 175                               | 85   | 90                 | 70  |
| STANDARD TRIM      | Double Needle                 | Double Needle                     | Double Needle                     | Double Needle  | Double Needle      | Double Needle   |
| OPTIONAL TRIM      | Nailhead - \$330              | Nailhead - \$330                  | Nailhead - \$330                  | Nailhead - \$240   | Nailhead - \$240   | Nailhead - \$240  |
| STD SEAT CUSHION   | Poly on Poly                  | Poly on Poly                      | Poly on Poly                      | Poly on Poly   | Poly on Poly       | Poly on Poly  |
| STD BACK CUSHION   | Premium Fiber                 | Premium Fiber                     | Premium Fiber                     | Premium Fiber  | Premium Fiber      | Premium Fiber   |
| STD D RINGS/SNAPS  |                               |                                   |                                   |  |                    |   |
| STANDARD FINISH    | Must specify                  | Must specify                      | Must specify                      | Must specify   | Must specify       | Must specify  |
| STD LEGS/FEET      | Square Bunn                   | Square Bunn                       | Square Bunn                       | Square Bunn  | Square Bunn        | Square Bunn   |
| WOOD SPECIES       | Maple                         | Maple                             | Maple                             | Maple  | Maple              | Maple   |
| STANDARD BASE      |                               |                                   |                                   |  |                    |   |
| STD MECHANISM      |                               |                                   |                                   |  |                    |   |
| OPT MECHANISM      |                               |                                   |                                   |  |                    |   |

GENERAL INFORMATION

# MANHATTAN SELECT PROGRAM PRICING

GENERAL INFORMATION

|                    | NO IMAGE AVAILABLE | NO IMAGE AVAILABLE | NO IMAGE AVAILABLE |  |  |  |
|--------------------|--------------------|--------------------|--------------------|--|---|---|
| STYLE NUMBER:      | 40-2-10            | 20-2-35            | 40-2-35            | 20-3   | 20-4  | 20-5  |
| STYLE NAME:        | Manhattan          | Manhattan          | Manhattan          | Manhattan  | Manhattan   | Manhattan   |
| DESCRIPTION:       | Armless Chair      | Corner Chair       | Corner Chair       | Ottoman  | Bumper Ottoman  | Loveseat  |
| LEATHER GRADE:     |                    |                    |                    |  |   |   |
| 1                  | 3320               | 4430               | 4520               | 1610   | 2100  | 6260  |
| 2                  | 3540               | 4740               | 4830               | 1710   | 2220  | 6690  |
| 3                  | 3770               | 5060               | 5150               | 1820   | 2340  | 7130  |
| 4                  | 3990               | 5370               | 5460               | 1920   | 2460  | 7560  |
| 5                  | 4220               | 5690               | 5780               | 2030   | 2580  | 8000  |
| 6                  | 4440               | 6000               | 6090               | 2130   | 2700  | 8430  |
| 7                  | 4670               | 6320               | 6410               | 2240   | 2820  | 8870  |
| 8                  | 4890               | 6630               | 6720               | 2340   | 2940  | 9300  |
| 9                  | 5120               | 6950               | 7040               | 2450   | 3060  | 9740  |
| 10                 | 5340               | 7260               | 7350               | 2550   | 3180  | 10170   |
| COM                | 2550               | 3290               | 3380               | 1190   | 1560  | 4650  |
| FABRIC:            |                    |                    |                    |  |   |   |
| A                  | 2720               | 3450               | 3540               | 1270   | 1700  | 4920  |
| B                  | 2780               | 3540               | 3630               | 1300   | 1730  | 5040  |
| C                  | 2840               | 3630               | 3720               | 1320   | 1760  | 5160  |
| D                  | 2960               | 3810               | 3900               | 1370   | 1820  | 5400  |
| E                  | 3080               | 3990               | 4080               | 1420   | 1880  | 5640  |
| F                  | 3200               | 4170               | 4260               | 1470   | 1940  | 5880  |
| G                  | 3320               | 4350               | 4440               | 1510   | 2000  | 6120  |
| H                  | 3440               | 4530               | 4620               | 1560   | 2060  | 6360  |
| I                  | 3560               | 4710               | 4800               | 1610   | 2120  | 6600  |
| J                  | 3680               | 4890               | 4980               | 1660   | 2180  | 6840  |
| K                  | 3800               | 5070               | 5160               | 1710   | 2240  | 7080  |
| L                  | 3920               | 5250               | 5340               | 1750   | 2300  | 7320  |
| M                  | 4040               | 5430               | 5520               | 1800   | 2360  | 7560  |
| N                  | 4160               | 5610               | 5700               | 1850   | 2420  | 7800  |
| O                  | 4280               | 5790               | 5880               | 1900   | 2480  | 8040  |
| P                  | 4400               | 5970               | 6060               | 1950   | 2540  | 8280  |
| Q                  | 4520               | 6150               | 6240               | 1990   | 2600  | 8520  |
| R                  | 4640               | 6330               | 6420               | 2040   | 2660  | 8760  |
| DIMENSIONS:        |                    |                    |                    |  |   |   |
| Outside Height     | 36                 | 36                 | 36                 | 14   | 16  | 36  |
| Outside Width      | 25                 | 37                 | 37                 | 27   | 35  | 61  |
| Outside Depth      | 40                 | 37                 | 40                 | 21   | 26  | 37  |
| Inside Height      | 16                 | 16                 | 16                 |  |   | 16  |
| Inside Width       | 25                 | 22                 | 22                 |  |   | 49  |
| Inside Depth       | 24                 | 22                 | 24                 |  |   | 22  |
| Seat Height        | 20                 | 20                 | 20                 |  |   | 20  |
| Arm Height         |                    |                    |                    |  |   | 24  |
| RECLINERS:         |                    |                    |                    |  |   |   |
| Wall Clearance     |                    |                    |                    |  |   |   |
| Footrest           |                    |                    |                    |  |   |   |
| Fully Reclined     |                    |                    |                    |  |   |   |
| COM YDG (54"Plain) | 8                  | 9                  | 10                 | 3  | 4   | 13  |
| CARTON WEIGHT      | 25                 | 90                 | 95                 | 25   | 45  | 125   |
| STANDARD TRIM      | Double Needle      | Double Needle      | Double Needle      | Double Needle  | Double Needle   | Double Needle   |
| OPTIONAL TRIM      | Nailhead - \$240   | Nailhead - \$240   | Nailhead - \$240   | Nailhead - \$180   | Nailhead - \$180  | Nailhead - \$300  |
| STD SEAT CUSHION   | Poly on Poly       | Poly on Poly       | Poly on Poly       | Poly Fiber   | Poly Fiber  | Poly on Poly  |
| STD BACK CUSHION   | Premium Fiber      | Premium Fiber      | Premium Fiber      |  |   | Premium Fiber   |
| STD D RINGS/SNAPS  |                    |                    |                    |  |   |   |
| STANDARD FINISH    | Must specify       | Must specify       | Must specify       | Must specify   | Must specify  | Must specify  |
| STD LEGS/FEET      | Square Bunn        | Square Bunn        | Square Bunn        | Square Bunn  | Square Bunn   | Square Bunn   |
| WOOD SPECIES       | Maple              | Maple              | Maple              | Maple  | Maple   | Maple   |
| STANDARD BASE      |                    |                    |                    |  |   |   |
| STD MECHANISM      |                    |                    |                    |  |   |   |
| OPT MECHANISM      |                    |                    |                    |  |   |   |

# MANHATTAN SELECT PROGRAM PRICING

GENERAL INFORMATION

|                    | NO IMAGE AVAILABLE | NO IMAGE AVAILABLE         | NO IMAGE AVAILABLE         | NO IMAGE AVAILABLE | NO IMAGE AVAILABLE | NO IMAGE AVAILABLE                       |
|--------------------|--------------------|----------------------------|----------------------------|--------------------|--------------------|--|
| STYLE NUMBER:      | 40-5               | 20-5-1L or 20-5-1R         | 40-5-1L or 40-5-1R         | 20-5-50            | 40-5-50            | 20-8-16 or 20-8-15                       |
| STYLE NAME:        | Manhattan          | Manhattan                  | Manhattan                  | Manhattan          | Manhattan          | Manhattan                                |
| DESCRIPTION:       | Loveseat           | Left or Right Arm Loveseat | Left or Right Arm Loveseat | Armless Loveseat   | Armless Loveseat   | Right (15) or Left(16) Arm Chaise Lounge |
| LEATHER GRADE:     |                    |                            |                            |                    |                    |  |
| 1                  | 6380               | 5640                       | 5760                       | 5190               | 5310               | 4940                                     |
| 2                  | 6810               | 6030                       | 6150                       | 5570               | 5670               | 5300                                     |
| 3                  | 7250               | 6420                       | 6540                       | 5940               | 6030               | 5660                                     |
| 4                  | 7680               | 6810                       | 6930                       | 6320               | 6390               | 6020                                     |
| 5                  | 8120               | 7200                       | 7320                       | 6690               | 6750               | 6380                                     |
| 6                  | 8550               | 7590                       | 7710                       | 7070               | 7110               | 6740                                     |
| 7                  | 8990               | 7980                       | 8100                       | 7440               | 7470               | 7100                                     |
| 8                  | 9420               | 8370                       | 8490                       | 7820               | 7830               | 7460                                     |
| 9                  | 9860               | 8760                       | 8880                       | 8190               | 8190               | 7820                                     |
| 10                 | 10290              | 9150                       | 9270                       | 8570               | 8550               | 8180                                     |
| COM                | 4770               | 4250                       | 4370                       | 3920               | 4040               | 3710                                     |
| FABRIC:            |                    |                            |                            |                    |                    |  |
| A                  | 5040               | 4530                       | 4650                       | 4200               | 4260               | 3960                                     |
| B                  | 5160               | 4640                       | 4760                       | 4310               | 4370               | 4050                                     |
| C                  | 5280               | 4740                       | 4860                       | 4410               | 4470               | 4140                                     |
| D                  | 5520               | 4950                       | 5070                       | 4620               | 4680               | 4320                                     |
| E                  | 5760               | 5160                       | 5280                       | 4800               | 4890               | 4500                                     |
| F                  | 6000               | 5370                       | 5490                       | 4980               | 5100               | 4680                                     |
| G                  | 6240               | 5580                       | 5700                       | 5160               | 5310               | 4860                                     |
| H                  | 6480               | 5790                       | 5910                       | 5340               | 5520               | 5040                                     |
| I                  | 6720               | 6000                       | 6120                       | 5520               | 5730               | 5220                                     |
| J                  | 6960               | 6210                       | 6330                       | 5700               | 5940               | 5400                                     |
| K                  | 7200               | 6420                       | 6540                       | 5880               | 6150               | 5580                                     |
| L                  | 7440               | 6630                       | 6750                       | 6060               | 6360               | 5760                                     |
| M                  | 7680               | 6840                       | 6960                       | 6240               | 6570               | 5940                                     |
| N                  | 7920               | 7050                       | 7170                       | 6420               | 6780               | 6120                                     |
| O                  | 8160               | 7260                       | 7380                       | 6600               | 6990               | 6300                                     |
| P                  | 8400               | 7470                       | 7590                       | 6780               | 7200               | 6480                                     |
| Q                  | 8640               | 7680                       | 7800                       | 6960               | 7410               | 6660                                     |
| R                  | 8880               | 7890                       | 8010                       | 7140               | 7620               | 6840                                     |
| DIMENSIONS:        |                    |                            |                            |                    |                    |  |
| Outside Height     | 36                 | 36                         | 36                         | 36                 | 36                 | 36                                       |
| Outside Width      | 61                 | 55                         | 55                         | 49                 | 49                 | 32                                       |
| Outside Depth      | 40                 | 37                         | 40                         | 37                 | 40                 | 62                                       |
| Inside Height      | 16                 | 16                         | 16                         | 16                 | 16                 | 14                                       |
| Inside Width       | 49                 | 49                         | 49                         | 49                 | 49                 | 26                                       |
| Inside Depth       | 24                 | 22                         | 24                         | 22                 | 24                 | 49                                       |
| Seat Height        | 20                 | 20                         | 20                         | 20                 | 20                 | 20                                       |
| Arm Height         | 24                 | 24                         | 24                         |                    |                    | 24                                       |
| RECLINERS:         |                    |                            |                            |                    |                    |  |
| Wall Clearance     |                    |                            |                            |                    |                    |  |
| Footrest           |                    |                            |                            |                    |                    |  |
| Fully Reclined     |                    |                            |                            |                    |                    |  |
| COM YDG (54"Plain) | 14                 | 12.5                       | 13.5                       | 11.5               | 12                 | 10.5                                     |
| CARTON WEIGHT      | 130                | 125                        | 130                        | 130                | 130                | 135                                      |
| STANDARD TRIM      | Double Needle      | Double Needle              | Double Needle              | Double Needle      | Double Needle      | Double Needle                            |
| OPTIONAL TRIM      | Nailhead - \$300   | Nailhead - \$300           | Nailhead - \$300           | Nailhead - \$300   | Nailhead - \$300   | Nailhead - \$330                         |
| STD SEAT CUSHION   | Poly on Poly       | Poly on Poly               | Poly on Poly               | Poly on Poly       | Poly on Poly       | Poly on Poly                             |
| STD BACK CUSHION   | Premium Fiber      | Premium Fiber              | Premium Fiber              | Premium Fiber      | Premium Fiber      | Premium Fiber                            |
| STD D RINGS/SNAPS  |                    |                            |                            |                    |                    |  |
| STANDARD FINISH    | Must specify       | Must specify               | Must specify               | Must specify       | Must specify       | Must specify                             |
| STD LEGS/FEET      | Square Bunn        | Square Bunn                | Square Bunn                | Square Bunn        | Square Bunn        | Square Bunn                              |
| WOOD SPECIES       | Maple              | Maple                      | Maple                      | Maple              | Maple              | Maple                                    |
| STANDARD BASE      |                    |                            |                            |                    |                    |  |
| STD MECHANISM      |                    |                            |                            |                    |                    |  |
| OPT MECHANISM      |                    |                            |                            |                    |                    |  |

# MANHATTAN SELECT PROGRAM PRICING

GENERAL INFORMATION

|                    | NO IMAGE AVAILABLE                          | NO IMAGE AVAILABLE | NO IMAGE AVAILABLE |
|--------------------|---|--------------------|--------------------|
| STYLE NUMBER:      | 40-8-16 or 40-8-15                          | 20-9               | 40-9               |
| STYLE NAME:        | Manhattan                                   | Manhattan          | Manhattan          |
| DESCRIPTION:       | Right (15) or Left(16)<br>Arm Chaise Lounge | Wedge              | Wedge              |
| LEATHER GRADE:     |   |                    |                    |
| 1                  | 5030  | 5730               | 5840               |
| 2                  | 5390  | 6150               | 6260               |
| 3                  | 5750  | 6570               | 6680               |
| 4                  | 6110  | 6990               | 7100               |
| 5                  | 6470  | 7410               | 7520               |
| 6                  | 6830  | 7830               | 7940               |
| 7                  | 7190  | 8250               | 8360               |
| 8                  | 7550  | 8670               | 8780               |
| 9                  | 7910  | 9090               | 9200               |
| 10                 | 8270  | 9510               | 9620               |
| COM                | 3800  | 4290               | 4400               |
| FABRIC:            |   |                    |                    |
| A                  | 4050  | 4540               | 4650               |
| B                  | 4140  | 4660               | 4760               |
| C                  | 4230  | 4770               | 4880               |
| D                  | 4410  | 5000               | 5100               |
| E                  | 4590  | 5230               | 5330               |
| F                  | 4770  | 5460               | 5560               |
| G                  | 4950  | 5680               | 5790               |
| H                  | 5130  | 5910               | 6020               |
| I                  | 5310  | 6140               | 6240               |
| J                  | 5490  | 6370               | 6470               |
| K                  | 5670  | 6600               | 6700               |
| L                  | 5850  | 6820               | 6930               |
| M                  | 6030  | 7050               | 7160               |
| N                  | 6210  | 7280               | 7380               |
| O                  | 6390  | 7510               | 7610               |
| P                  | 6570  | 7740               | 7840               |
| Q                  | 6750  | 7960               | 8070               |
| R                  | 6930  | 8190               | 8300               |
| DIMENSIONS:        |   |                    |                    |
| Outside Height     | 36  | 36                 | 36                 |
| Outside Width      | 32  | 67                 | 67                 |
| Outside Depth      | 64  | 37                 | 40                 |
| Inside Height      | 14  | 16                 | 16                 |
| Inside Width       | 26  | 51                 | 51                 |
| Inside Depth       | 51  | 22                 | 24                 |
| Seat Height        | 20  | 20                 | 20                 |
| Arm Height         | 24  |                    |                    |
| RECLINERS:         |   |                    |                    |
| Wall Clearance     |   |                    |                    |
| Footrest           |   |                    |                    |
| Fully Reclined     |   |                    |                    |
| COM YDG (54"Plain) | 11.5  | 18                 | 13.5               |
| CARTON WEIGHT      | 140   | 175                | 130                |
| STANDARD TRIM      | Double Needle                               | Double Needle      | Double Needle      |
| OPTIONAL TRIM      | Nailhead - \$330                            | Nailhead - \$240   | Nailhead - \$240   |
| STD SEAT CUSHION   | Poly on Poly                                | Poly on Poly       | Poly on Poly       |
| STD BACK CUSHION   | Premium Fiber                               | Premium Fiber      | Premium Fiber      |
| STD D RINGS/SNAPS  |   |                    |                    |
| STANDARD FINISH    | Must specify                                | Must specify       | Must specify       |
| STD LEGS/FEET      | Square Bunn                                 | Square Bunn        | Square Bunn        |
| WOOD SPECIES       | Maple                                       | Maple              | Maple              |
| STANDARD BASE      |   |                    |                    |
| STD MECHANISM      |   |                    |                    |
| OPT MECHANISM      |   |                    |                    |

# OASIS RECLINER PROGRAM

## KEY FEATURES:

- 7 Arms, 6 Backs, 4 Legs/Bases Options to choose from ~ The choice is yours.
- Solid steel chassis construction holds the frame in place which prevents the frame from racking or twisting.
- Optional power and articulating headrest\* available. Power switches are hidden inside of the seat cushion boxing.
  - Optional chaise pad available to cover open gaps in footrest for ultimate leg comfort.
    - The seat frame spring system is steel for added durability.
    - All mechanical parts are made here in the USA and not imported.
- The outside backs are constructed to be tailored in one piece for better aesthetics and cleaner lines.
  - Custom Made in the USA

\*Articulating headrest is not available with Solid Back option.



537-048P Shown: 0-Flared Arm; 4-Rolled Back;  
8-Brushed Satin Metal Leg; P-Power

|                            |                      |
|----------------------------|----------------------|
| Outside: H43.5 W28.5 D37.5 | Fully Reclined: 66.5 |
| Inside: H24.5 W21.5 D21.5  | Wall Clearance: 23   |
| Seat: H19 Arm: H23         | Footrest: 12         |



537-159 Shown: 1- Track Arm; 5-Solid Back;  
9-Swivel Metal Disc Base

|                            |                      |
|----------------------------|----------------------|
| Outside: H42.5 W28.5 D36.5 | Fully Reclined: 66.5 |
| Inside: H25 W21.5 D21.5    | Wall Clearance: 22   |
| Seat: H19 Arm: H24         | Footrest: 12         |



537-368P Shown: 3- Key Arm; 6-Split Back;  
8-Brushed Satin Metal Leg; P-Power

|                         |                      |
|-------------------------|----------------------|
| Outside: H44 W31 D37.5  | Fully Reclined: 66.5 |
| Inside: H25 W21.5 D21.5 | Wall Clearance: 23.5 |
| Seat: H19 Arm: H23.5    | Footrest: 12         |



537-247 Shown: 2- Rolled Arm; 4-Rolled Back;  
7-Tapered Wood Leg

|                           |                      |
|---------------------------|----------------------|
| Outside: H43.5 W31 D37.5  | Fully Reclined: 66.5 |
| Inside: H24.5 W21.5 D21.5 | Wall Clearance: 25   |
| Seat: H19 Arm: H24        | Footrest: 12         |



537-HA7P Shown: H-Swooped Rolled Arm;  
A-Bustle Back; 7-Tapered Wood Leg; P-Power

|                          |                    |
|--------------------------|--------------------|
| Outside: H43.5 W31.5 D37 | Fully Reclined: 65 |
| Inside: H24 W20.5 D21    | Wall Clearance: 21 |
| Seat: H19.5 Arm: H24     | Footrest: 12       |



537-IC7P Shown: I- Sloped Track Arm; C-Seamed  
Pillow Back w/ Wing; 7-Tapered Wood Leg;P-Power

|                         |                    |
|-------------------------|--------------------|
| Outside: H43 W28.5 D38  | Fully Reclined: 65 |
| Inside: H24.5 W21 D22.5 | Wall Clearance: 21 |
| Seat: H19.5 Arm: H24    | Footrest: 12       |



537-JDO Shown: J- Padded Arm;  
D-Seamed Pillow Back; O-Saber Leg

|                          |                    |
|--------------------------|--------------------|
| Outside: H44 W30.5 D36.5 | Fully Reclined: 64 |
| Inside: H25 W20 D22.5    | Wall Clearance: 19 |
| Seat: H19.5 Arm: H24     | Footrest: 13       |



537-168PC Shown: 1- Track Arm; 6-Split Back;  
8-Brushed Satin Metal Leg; P-Power; C-Chaise Pad

|                         |                      |
|-------------------------|----------------------|
| Outside: H45 W31 D37.5  | Fully Reclined: 66.5 |
| Inside: H25 W21.5 D21.5 | Wall Clearance: 23.5 |
| Seat: H19 Arm: H23.5    | Footrest: 12         |



**1. CHOOSE AN ARM**



0 - FLARED ARM



1 - TRACK ARM



2 - ROLLED ARM



3 - KEY ARM



H - SWOOPED ROLLED ARM



I - SLOPED TRACK ARM



J - PADDED ARM

\*Arm styles H, I, and J are standard with #9 Nails (must specify finish)

\*Must specify size, placement and finish if nails are desired on arm styles 0, 1, 2 or 3.

**2. CHOOSE A BACK**



4 - ROLLED BACK



5 - SOLID BACK\*



6 - SPLIT BACK



A\* - BUSTLE BACK



C\* - SEAMED PILLOW BACK W/ WING

\*Back styles A and C are standard with #9 Nails along the wing (must specify finish)



D - SEAMED PILLOW BACK\*



Articulating Headrest Feature - Upcharge Applies

\*Articulating headrest is not available with (5) Solid Back or (D) Seamed Pillow Back option.

**3. CHOOSE A LEG/BASE**



7 - TAPERED WOOD LEG



8 - BRUSHED SATIN METAL LEG



9 - SWIVEL METAL DISC BASE



O - SABER LEG

**CHOOSE FROM OVER 150  
PERFORMANCE LEATHER & FABRIC OPTIONS**

SEE PAGE 54 FOR PRICING.

CONTACT YOUR LOCAL SALES REPRESENTATIVE OR CALL CUSTOMER SERVICE FOR MORE DETAILS.

# LEATHERCRAFT

&  
CATES COVE COLLECTION

Comfortable ♦ Beautiful ♦ Liveable

## 537 OASIS RECLINER OPTIONS PROGRAM

Style number is determined by Steps 1 - 6

- Step 1: Arm Style**
- 0 - Flared Arm
  - 1 - Track Arm
  - 2 - Rolled Arm
  - 3 - Key Arm
  - H - Swooped Rolled Arm
  - I - Sloped Track Arm
  - J - Padded Arm

- Step 2: Back Style**
- 4 - Rolled Back
  - 5 - Solid Back\*
  - 6 - Split Back
  - A - Bustle Back
  - C - Seamed Pillow Back w/Wing
  - D - Seamed Pillow Back

\*5-Solid & D-Seamed Pillow Backs are not available with articulating headrest

- Step 3: Leg/Base:**
- 7 - Tapered Wood Leg (specify finish below)
  - 8 - Brushed Satin Metal Leg
  - 9 - Swivel Metal Disc Base
  - O - Saber Leg (specify finish below)

Finish #:


### ADDITIONAL OPTIONS AVAILABLE FOR UPCHARGE

**Step 4: Power** P - Power and Articulating Headrest\*  
(leave blank for manual push back mechanism)

**Step 5:** (C) Chaise Pad\* (leave blank if not desired)

**Step 6:** Choose Cover

|            |            |
|------------|------------|
| Acct Name: | Date:      |
| Ship To:   | Acct #:    |
| City:      | State/Zip: |
| PO:        | Salesman:  |



Base Price: \$

Power: \$

Chaise Pad: \$

Total: \$

\* Requires Upcharge

## OASIS RECLINING SOFA PROGRAM

### 1. CHOOSE AN ARM



A - TRACK ARM



C - PADDED ARM



D - SLOPED TRACK ARM



F - METRO ARM W/ EXPOSED WOOD  
(leg option is not interchangeable)

### 2. CHOOSE A BACK



K - BUSTLE BACK



M - SPLIT BACK

### 3. CHOOSE A LEG/BASE



Q - BUNN FOOT



R - SQUARE BUNN FOOT

### 4. CHOOSE A FRAME

|                       |         |                |
|-----------------------|---------|----------------|
| SOFA:                 | 530-___ | (ARM,BACK,LEG) |
| CHAIR: (Reclining)    | 532-___ | (ARM,BACK,LEG) |
| LOVESEAT:             | 535-___ | (ARM,BACK,LEG) |
| NAILS: ADD SUFFIX "N" |         |                |

530-DKQN Oasis Reclining Sofa  
 Outside: H43 W84 D41  
 Inside: H21.5 W72 D22  
 Arm: H23 Seat: H21  
 Fully Reclined: 67"; Wall Clearance: 0;  
 Footrest: 30"

530-AMR Oasis Reclining Sofa  
 Outside: H40 W83 D41.5  
 Inside: H19 W72 D24  
 Arm: H24 Seat: H21  
 Fully Reclined: 67"; Wall Clearance: 0;  
 Footrest: 30"

530-FMN Oasis Reclining Sofa  
 Outside: H40.5 W82 D41  
 Inside: H20 W72 D23  
 Arm: H20.5 Seat: H20.5  
 Fully Reclined: 67"; Wall Clearance: 0;  
 Footrest: 26.5"

SEE PAGE 54 FOR PRICING.

## **Residential Lifetime Limited Warranty**

Leathercraft Inc. warrants that this piece of furniture is free from defects  
in tailoring, frame and spring construction







This warranty shall extend only to the original purchaser for the lifetime of that individual. During the warranty period, Leathercraft, Inc. will repair or replace, solely at its option, any defect as specified above that occurs under normal usage. This warranty does not apply to furniture intended for commercial use. Mechanical parts and cushions are not covered under the terms of this warranty, however, they may be covered by their individual manufacturer's warranty. Please check with Leathercraft for their specifics. This warranty does not apply to defects that result from negligence, misuse, accidents, improper cleaning, alteration or other accidental or willful changes. Consumer claims must initially be presented to the original authorized selling dealer. The retail seller will then contact Leathercraft for repair or replacement, if applicable. The cost of packing and shipping to and from the Leathercraft factory are not covered by this warranty.







Since manufacturers of upholstery leathers and fabrics do not guarantee their products for wearing quality, colorfastness, cover shrinkage, wrinkling, and stretching, these properties are not covered under this warranty.







To ensure the long life of this product it is the responsibility of the owner to protect the furniture from excessive exposure to strong lighting sources which will cause fading; excessive heat which may result in cracking, peeling, or color transfer to other materials. Cleaning techniques or leather care products other than authorized by Leathercraft should never be used.







Manufacturers of Fine Seating

Post Office Box 639 Conover, NC 28613 828.322.3305  
800.627.1561 [www.leathercraft-furniture.com](http://www.leathercraft-furniture.com) fax 800.627.1562







|                    |  |  |  |  |  |  |
|--------------------|---|---|---|--|---|---|
| STYLE NUMBER:      | 042   | 047   | 047G or 047SG   | 052  | 114   | 131-17  |
| STYLE NAME:        | Blayne  | Blayne  | Blayne  | Bradley  | Yellowfin   | Henry   |
| DESCRIPTION:       | Ease Back Chair   | Recliner  | Glider Recliner / Swivel Glider Recliner  | Ease Back Chair  | Ottoman   | Wing Chair  |
| LEATHER GRADE:     |   |   |   |  |   |   |
| 1                  | 5580  | 5580  | 5670  | 5580   | 2420  | 3210  |
| 2                  | 5900  | 5900  | 5990  | 5880   | 2600  | 3380  |
| 3                  | 6210  | 6210  | 6300  | 6180   | 2780  | 3540  |
| 4                  | 6530  | 6530  | 6620  | 6480   | 2960  | 3710  |
| 5                  | 6840  | 6840  | 6930  | 6780   | 3140  | 3870  |
| 6                  | 7160  | 7160  | 7250  | 7080   | 3320  | 4040  |
| 7                  | 7470  | 7470  | 7560  | 7380   | 3500  | 4200  |
| 8                  | 7790  | 7790  | 7880  | 7680   | 3680  | 4370  |
| 9                  | 8100  | 8100  | 8190  | 7980   | 3860  | 4530  |
| 10                 | 8420  | 8420  | 8510  | 8280   | 4040  | 4700  |
| COM                | 4320  | 4220  | 4290  | 4320   | 1700  | 2450  |
| FABRIC:            |   |   |   |  |   |   |
| A                  | 4670  | 4940  | 4670  | 4670   | 1840  | 2670  |
| B                  | 4760  | 5020  | 4760  | 4760   | 1880  | 2720  |
| C                  | 4850  | 5100  | 4850  | 4850   | 1920  | 2760  |
| D                  | 5030  | 5250  | 5030  | 5030   | 2010  | 2850  |
| E                  | 5210  | 5410  | 5210  | 5210   | 2090  | 2940  |
| F                  | 5390  | 5570  | 5390  | 5390   | 2170  | 3030  |
| G                  | 5570  | 5720  | 5570  | 5570   | 2260  | 3120  |
| H                  | 5750  | 5880  | 5750  | 5750   | 2340  | 3210  |
| I                  | 5930  | 6030  | 5930  | 5930   | 2430  | 3300  |
| J                  | 6110  | 6190  | 6110  | 6110   | 2510  | 3390  |
| K                  | 6290  | 6350  | 6290  | 6290   | 2590  | 3480  |
| L                  | 6470  | 6500  | 6470  | 6470   | 2680  | 3570  |
| M                  | 6650  | 6660  | 6650  | 6650   | 2760  | 3660  |
| N                  | 6830  | 6810  | 6830  | 6830   | 2850  | 3750  |
| O                  | 7010  | 6970  | 7010  | 7010   | 2930  | 3840  |
| P                  | 7190  | 7130  | 7190  | 7190   | 3010  | 3930  |
| Q                  | 7370  | 7280  | 7370  | 7370   | 3100  | 4020  |
| R                  | 7550  | 7440  | 7550  | 7550   | 3180  | 4110  |
| DIMENSIONS:        |   |   |   |  |   |   |
| Outside Height     | 36  | 39  | 39  | 36   | 19.5  | 43  |
| Outside Width      | 35  | 34  | 34  | 32   | 36.5  | 31  |
| Outside Depth      | 42  | 39  | 39  | 42   | 36.5  | 30  |
| Inside Height      | 18  | 20  | 20  | 20   |   | 23  |
| Inside Width       | 21  | 20  | 20  | 22   |   | 20  |
| Inside Depth       | 21  | 22  | 22  | 21   |   | 19  |
| Seat Height        | 20  | 20  | 20  | 19   |   | 20  |
| Arm Height         | 23  | 23  | 23  | 22   |   | 26  |
| RECLINERS:         |   |   |   |  |   |   |
| Wall Clearance     |   | 9"  | 9"  |  |   |   |
| Footrest           |   | 18"   | 18"   |  |   |   |
| Fully Reclined     |   |   |   |  |   |   |
| COM YDG (54"Plain) | 8   | 7.5   | 7.5   | 9  | 5   | 5   |
| CARTON WEIGHT      | 105   | 125   | 150   | 105  | 35  | 60  |
| STANDARD TRIM      | #9 Nailhead   | #9 Nailhead   | #9 Nailhead   | #9 Nailhead  | Welt  | #9 Nailhead   |
| OPTIONAL TRIM      | Welt - \$240  | Welt - \$240  | Welt - \$240  | Welt - \$240   |   | Welt - \$240  |
| STD SEAT CUSHION   | Spring Poly   | Spring Poly   | Spring Poly   | Spring Poly  | Poly Fiber  | Poly Fiber  |
| STD BACK CUSHION   | Premium Fiber   | Premium Fiber   | Premium Fiber   | Premium Fiber  |   | Poly  |
| STD D RINGS/SNAPS  | Y   | N   | N   | Y  |   | N   |
| STANDARD FINISH    | Must specify  | N/A   | N/A   | Must specify   | Must specify  | Must specify  |
| STD LEGS/FEET      | Bunn  |   |   | Bunn   |   |   |
| WOOD SPECIES       | Maple   | N/A   | N/A   | Maple  | Maple   | Maple   |
| STANDARD BASE      |   |   |   |  |   |   |
| STD MECHANISM      | Pneumatic   | Outside Handle  | Outside Handle  | Pneumatic  |   |   |
| OPT MECHANISM      |   | Lift - \$1200   | Lift - \$1200   |  |   |   |
| SPECIAL NOTES      | Comp Ott - 1043   |   |   | Comp Ott - 1133  |   |   |







|                    |   |   |   |  |   |   |
|--------------------|---|---|---|--|---|---|
|                    |  |  |  |  |  |  |
| STYLE NUMBER:      | 131-38  | 139   | 141-18  | 141-38   | 143-3   | 143-4   |
| STYLE NAME:        | Henry   | Willem  | Reynolds  | Reynolds   | Reynolds  | Reynolds  |
| DESCRIPTION:       | Wing Chair  | Dining Chair  | Wing Chair  | Wing Chair   | Ottoman   | Ottoman   |
| LEATHER GRADE:     |   |   |   |  |   |   |
| 1                  | 3530  | 1640  | 4650  | 4910   | 1650  | 1740  |
| 2                  | 3710  | 1700  | 4880  | 5160   | 1700  | 1790  |
| 3                  | 3890  | 1760  | 5100  | 5420   | 1740  | 1830  |
| 4                  | 4070  | 1820  | 5330  | 5670   | 1790  | 1880  |
| 5                  | 4250  | 1880  | 5550  | 5930   | 1830  | 1920  |
| 6                  | 4430  | 1940  | 5780  | 6180   | 1880  | 1970  |
| 7                  | 4610  | 2000  | 6000  | 6440   | 1920  | 2010  |
| 8                  | 4790  | 2060  | 6230  | 6690   | 1970  | 2060  |
| 9                  | 4970  | 2120  | 6450  | 6950   | 2010  | 2100  |
| 10                 | 5150  | 2180  | 6680  | 7200   | 2060  | 2150  |
| COM                | 2670  | 1280  | 3540  | 3680   | 1310  | 1400  |
| FABRIC:            |   |   |   |  |   |   |
| A                  | 2930  | 1430  | 3900  | 3930   | 1480  | 1570  |
| B                  | 2970  | 1450  | 3960  | 4020   | 1500  | 1590  |
| C                  | 3020  | 1460  | 4020  | 4110   | 1510  | 1600  |
| D                  | 3110  | 1490  | 4130  | 4290   | 1530  | 1620  |
| E                  | 3200  | 1520  | 4250  | 4470   | 1560  | 1650  |
| F                  | 3290  | 1550  | 4360  | 4650   | 1580  | 1670  |
| G                  | 3380  | 1580  | 4470  | 4830   | 1600  | 1690  |
| H                  | 3470  | 1610  | 4590  | 5010   | 1630  | 1720  |
| I                  | 3560  | 1640  | 4700  | 5190   | 1650  | 1740  |
| J                  | 3650  | 1670  | 4820  | 5370   | 1680  | 1770  |
| K                  | 3740  | 1700  | 4930  | 5550   | 1700  | 1790  |
| L                  | 3830  | 1730  | 5040  | 5730   | 1720  | 1810  |
| M                  | 3920  | 1760  | 5160  | 5910   | 1750  | 1840  |
| N                  | 4010  | 1790  | 5270  | 6090   | 1770  | 1860  |
| O                  | 4100  | 1820  | 5390  | 6270   | 1800  | 1890  |
| P                  | 4190  | 1850  | 5500  | 6450   | 1820  | 1910  |
| Q                  | 4280  | 1880  | 5610  | 6630   | 1840  | 1930  |
| R                  | 4370  | 1910  | 5730  | 6810   | 1870  | 1960  |
| DIMENSIONS:        |   |   |   |  |   |   |
| Outside Height     | 43  | 37  | 41  | 41   | 16  | 16  |
| Outside Width      | 31  | 19  | 35  | 35   | 24  | 24  |
| Outside Depth      | 30  | 24  | 35  | 35   | 19  | 19  |
| Inside Height      | 24  | 16  | 22  | 22   |   |   |
| Inside Width       | 20  | 19  | 19  | 19   |   |   |
| Inside Depth       | 19  | 19  | 22  | 22   |   |   |
| Seat Height        | 19  | 21  | 20  | 20   |   |   |
| Arm Height         | 26  |   | 27  | 27   |   |   |
| RECLINERS:         |   |   |   |  |   |   |
| Wall Clearance     |   |   |   |  |   |   |
| Footrest           |   |   |   |  |   |   |
| Fully Reclined     |   |   |   |  |   |   |
| COM YDG (54"Plain) | 5   | 2   | 7   | 6.5  | 2.5   | 2.5   |
| CARTON WEIGHT      | 60  | 40  | 80  | 80   | 20  | 20  |
| STANDARD TRIM      | #9 Nailhead   | #9 Nailhead   | #9 Nailhead   | #9 Nailhead  | #9 Nailhead   | #9 Nailhead   |
| OPTIONAL TRIM      | Welt - \$240  | N/A   | Welt - \$240  | Welt - \$240   | Welt - \$180  | Welt - \$180  |
| STD SEAT CUSHION   | Poly Fiber  | Poly Fiber  | Spring Poly   | Poly Fiber   | Poly Fiber  | Poly Fiber  |
| STD BACK CUSHION   | Poly  | Poly Fiber  | Poly Fiber  | Poly   |   |   |
| STD D RINGS/SNAPS  | N   | N/A   | N   |  |   |   |
| STANDARD FINISH    | Must specify  | Must specify  | Must specify  | Must specify   | Must specify  | Must specify  |
| STD LEGS/FEET      |   |   |   |  |   |   |
| WOOD SPECIES       | Maple   | Maple   | Maple   | Cherry   | Cherry  | Cherry  |
| STANDARD BASE      |   |   |   |  |   |   |
| STD MECHANISM      |   |   |   |  |   |   |
| OPT MECHANISM      |   | Std. w/ Brass Handle  |   |  |   |   |
| SPECIAL NOTES      |   | on back   |   | Comp Ott - 143-3   |   |   |





|                     |  |  |  |  |  |  |
|---------------------|---|---|---|--|---|---|
| STYLE NUMBER:       | 153-3   | 163-3   | 163-3TB   | 183  | 208-27  | 208-38  |
| STYLE NAME:         | Ashley  | Ainsley   | Ainsley   | Opal   | Geurin  | Geurin  |
| DESCRIPTION:        | Ottoman   | Tufted Ottoman  | Ottoman (w/ Tapered Bunn foot)  | Oval Cocktail Ottoman  | Accent Chair  | Accent Chair  |
| LEATHER GRADE:      |   |   |   |  |   |   |
| 1                   | 3200  | 3230  | 3300  | 2330   | 2490  | 3000  |
| 2                   | 3450  | 3480  | 3560  | 2450   | 2570  | 3110  |
| 3                   | 3710  | 3740  | 3810  | 2570   | 2640  | 3210  |
| 4                   | 3960  | 3990  | 4070  | 2690   | 2720  | 3320  |
| 5                   | 4220  | 4250  | 4320  | 2810   | 2790  | 3420  |
| 6                   | 4470  | 4500  | 4580  | 2930   | 2870  | 3530  |
| 7                   | 4730  | 4760  | 4830  | 3050   | 2940  | 3630  |
| 8                   | 4980  | 5010  | 5090  | 3170   | 3020  | 3740  |
| 9                   | 5240  | 5270  | 5340  | 3290   | 3090  | 3840  |
| 10                  | 5490  | 5520  | 5600  | 3410   | 3170  | 3950  |
| COM                 | 2210  | 2330  | 2370  | 1740   | 1980  | 2390  |
| FABRIC:             |   |   |   |  |   |   |
| A                   | 2250  | 2430  | 2520  | 1920   | 2240  | 2690  |
| B                   | 2320  | 2500  | 2580  | 1950   | 2260  | 2710  |
| C                   | 2390  | 2570  | 2650  | 1980   | 2280  | 2730  |
| D                   | 2520  | 2700  | 2780  | 2040   | 2330  | 2780  |
| E                   | 2650  | 2830  | 2910  | 2100   | 2370  | 2830  |
| F                   | 2780  | 2960  | 3040  | 2160   | 2410  | 2880  |
| G                   | 2910  | 3090  | 3180  | 2220   | 2450  | 2930  |
| H                   | 3050  | 3230  | 3310  | 2280   | 2490  | 2970  |
| I                   | 3180  | 3360  | 3440  | 2340   | 2540  | 3020  |
| J                   | 3310  | 3490  | 3570  | 2400   | 2580  | 3070  |
| K                   | 3440  | 3620  | 3700  | 2460   | 2620  | 3120  |
| L                   | 3570  | 3750  | 3840  | 2520   | 2660  | 3170  |
| M                   | 3710  | 3890  | 3970  | 2580   | 2700  | 3210  |
| N                   | 3840  | 4020  | 4100  | 2640   | 2750  | 3260  |
| O                   | 3970  | 4150  | 4230  | 2700   | 2790  | 3310  |
| P                   | 4100  | 4280  | 4360  | 2760   | 2830  | 3360  |
| Q                   | 4230  | 4410  | 4500  | 2820   | 2870  | 3410  |
| R                   | 4370  | 4550  | 4630  | 2880   | 2910  | 3450  |
| DIMENSIONS:         |   |   |   |  |   |   |
| Outside Height      | 17  | 17  | 17  | 18   | 43  | 43  |
| Outside Width       | 43  | 43  | 43  | 48   | 27  | 27  |
| Outside Depth       | 43  | 43  | 43  | 29   | 27  | 27  |
| Inside Height       |   |   |   |  | 25  | 25  |
| Inside Width        |   |   |   |  | 21  | 21  |
| Inside Depth        |   |   |   |  | 19  | 19  |
| Seat Height         |   |   |   |  | 19  | 19  |
| Arm Height          |   |   |   |  | 26  | 26  |
| RECLINERS:          |   |   |   |  |   |   |
| Wall Clearance      |   |   |   |  |   |   |
| Footrest            |   |   |   |  |   |   |
| Fully Reclined      |   |   |   |  |   |   |
| COM YDG (54" Plain) | 7   | 7   | 7   | 3.5  | 2.5   | 3   |
| CARTON WEIGHT       | 65  | 65  | 65  | 80   | 50  | 50  |
| STANDARD TRIM       | Welt  | Welt  | Welt  | Welt   | #9 Nailhead   | #9 Nailhead   |
| OPTIONAL TRIM       |   | Nailhead - \$180  | Nailhead \$180  | Nailhead - \$180   | Welt - \$240  | Welt - \$240  |
| STD SEAT CUSHION    | Poly Fiber  | Poly Fiber  | Poly Fiber  | Poly Fiber   | Poly Fiber  | Poly Fiber  |
| STD BACK CUSHION    |   |   |   |  | Poly  | Poly  |
| STD D RINGS/SNAPS   |   |   |   |  | N/A   | N/A   |
| STANDARD FINISH     | Tapered Bunn  | Must specify  | Must Specify  | Must specify   | Must specify  | Must specify  |
| STD LEGS/FEET       |   | Bunn  | Tapered Bunn  | 3" Bunn  |   |   |
| WOOD SPECIES        | Maple   | Maple   | Maple   | Maple  | Maple   | Maple   |
| STANDARD BASE       |   |   |   |  |   |   |
| STD MECHANISM       |   |   |   |  |   |   |
| OPT MECHANISM       |   |   |   |  |   |   |
| SPECIAL NOTES       |   |   |   |  |   |   |





|                     |  |  |  |  |  |  |
|---------------------|---|---|---|--|---|---|
| STYLE NUMBER:       | 210-02  | 211-02  | 211-03  | 212-19   | 213   | 213-3   |
| STYLE NAME:         | Toledo  | Wahoo   | Wahoo   | Kayleigh   | Sabine  | Sabine  |
| DESCRIPTION:        | Chair   | Metal Chair   | Metal Ottoman   | Swivel Chair   | Cocktail Ottoman  | Tufted Cocktail Ottoman   |
| LEATHER GRADE:      |   |   |   |  |   |   |
| 1                   | 4110  | 4190  | 2300  | 3950   | 2070  | 2520  |
| 2                   | 4310  | 4340  | 2360  | 4160   | 2190  | 2720  |
| 3                   | 4500  | 4490  | 2420  | 4370   | 2310  | 2910  |
| 4                   | 4700  | 4640  | 2480  | 4580   | 2430  | 3110  |
| 5                   | 4890  | 4790  | 2540  | 4790   | 2550  | 3300  |
| 6                   | 5090  | 4940  | 2600  | 5000   | 2670  | 3500  |
| 7                   | 5280  | 5090  | 2660  | 5210   | 2790  | 3690  |
| 8                   | 5480  | 5240  | 2720  | 5420   | 2910  | 3890  |
| 9                   | 5670  | 5390  | 2780  | 5630   | 3030  | 4080  |
| 10                  | 5870  | 5540  | 2840  | 5840   | 3150  | 4280  |
| COM                 | 3230  | 3150  | 1830  | 2970   | 1530  | 1760  |
| FABRIC:             |   |   |   |  |   |   |
| A                   | 3530  | 3750  | 2070  | 3290   | 1680  | 1860  |
| B                   | 3590  | 3790  | 2090  | 3330   | 1710  | 1910  |
| C                   | 3650  | 3830  | 2100  | 3380   | 1740  | 1950  |
| D                   | 3770  | 3900  | 2130  | 3470   | 1800  | 2040  |
| E                   | 3890  | 3970  | 2160  | 3560   | 1860  | 2130  |
| F                   | 4010  | 4040  | 2190  | 3650   | 1920  | 2220  |
| G                   | 4130  | 4110  | 2220  | 3740   | 1980  | 2310  |
| H                   | 4250  | 4190  | 2250  | 3830   | 2040  | 2400  |
| I                   | 4370  | 4260  | 2280  | 3920   | 2100  | 2490  |
| J                   | 4490  | 4330  | 2310  | 4010   | 2160  | 2580  |
| K                   | 4610  | 4400  | 2340  | 4100   | 2220  | 2670  |
| L                   | 4730  | 4470  | 2370  | 4190   | 2280  | 2760  |
| M                   | 4850  | 4550  | 2400  | 4280   | 2340  | 2850  |
| N                   | 4970  | 4620  | 2430  | 4370   | 2400  | 2940  |
| O                   | 5090  | 4690  | 2460  | 4460   | 2460  | 3030  |
| P                   | 5210  | 4760  | 2490  | 4550   | 2520  | 3120  |
| Q                   | 5330  | 4830  | 2520  | 4640   | 2580  | 3210  |
| R                   | 5450  | 4910  | 2550  | 4730   | 2640  | 3300  |
| DIMENSIONS:         |   |   |   |  |   |   |
| Outside Height      | 35.5  | 33.5  | 18  | 34   | 20  | 19  |
| Outside Width       | 32.5  | 26  | 26.5  | 31   | 51  | 51  |
| Outside Depth       | 37  | 33  | 26.5  | 34   | 29  | 29  |
| Inside Height       | 15.5  | 16  |   | 15   |   |   |
| Inside Width        | 26.5  | 26  |   | 21   |   |   |
| Inside Depth        | 19  | 20  |   | 20   |   |   |
| Seat Height         | 20  | 18.5  |   | 19   |   |   |
| Arm Height          | 21  |   |   | 23   |   |   |
| RECLINERS:          |   |   |   |  |   |   |
| Wall Clearance      |   |   |   |  |   |   |
| Footrest            |   |   |   |  |   |   |
| Fully Reclined      |   |   |   |  |   |   |
| COM YDG (54" Plain) | 5   | 4   | 2   | 6  | 3.5   | 5   |
| CARTON WEIGHT       | 60  | 85  | 35  | 75   | 60  | 60  |
| STANDARD TRIM       | Welt  | Welt  | Welt  | #9 Nailhead  | Welt  | Welt  |
| OPTIONAL TRIM       | N/A   | N/A   | N/A   | Welt - \$240   | Nailhead - \$180  | Nailhead - \$180  |
| STD SEAT CUSHION    | Poly Fiber  | Poly Fiber  | Poly Fiber  | Spring Poly  | Poly Fiber  | Poly Fiber  |
| STD BACK CUSHION    | Premium Fiber   | Poly Fiber  |   | Poly Fiber   |   |   |
| STD D RINGS/SNAPS   | N/A   |   |   |  |   |   |
| STANDARD FINISH     | Chrome  | Chrome  | Chrome  | N/A  | Must specify  | Must specify  |
| STD LEGS/FEET       | Metal   | Metal   | Metal   | N/A  |   |   |
| WOOD SPECIES        | N/A   | N/A   | N/A   | N/A  | Maple   | Maple   |
| STANDARD BASE       |   |   |   |  |   |   |
| STD MECHANISM       |   |   |   | Swivel   |   |   |
| OPT MECHANISM       | Powdercoat Finish available - \$360   | Powdercoat Finish available - \$360   | Powdercoat Finish available - \$210   | Swivel Glider \$150  |   |   |
| SPECIAL NOTES       |   |   |   |  |   |   |






|                    |  |  |  |  |  |  |
|--------------------|---|---|---|--|---|---|
| STYLE NUMBER:      | 214-02  | 214-02-28   | 215-03  | 216-04   | 217-03  | 219   |
| STYLE NAME:        | Bamba   | Bamba   | Mia   | Caroline   | Peace   | Rainer  |
| DESCRIPTION:       | Metal Chair   | Chair (solid seat, tufted inback)   | Metal Ottoman   | Bench  | Ottoman   | Game Chair  |
| LEATHER GRADE:     |   |   |   |  |   |   |
| 1                  | 3720  | 3740  | 1460  | 2850   | 3450  | 2700  |
| 2                  | 3840  | 3870  | 1470  | 2940   | 3570  | 2840  |
| 3                  | 3960  | 4010  | 1490  | 3030   | 3690  | 2970  |
| 4                  | 4080  | 4140  | 1500  | 3120   | 3810  | 3110  |
| 5                  | 4200  | 4280  | 1520  | 3210   | 3930  | 3240  |
| 6                  | 4320  | 4410  | 1530  | 3300   | 4050  | 3380  |
| 7                  | 4440  | 4550  | 1550  | 3390   | 4170  | 3510  |
| 8                  | 4560  | 4680  | 1560  | 3480   | 4290  | 3650  |
| 9                  | 4680  | 4820  | 1580  | 3570   | 4410  | 3780  |
| 10                 | 4800  | 4950  | 1590  | 3660   | 4530  | 3920  |
| COM                | 2940  | 2970  | 1220  | 2280   | 2720  | 2030  |
| FABRIC:            |   |   |   |  |   |   |
| A                  | 3320  | 3330  | 1400  | 2580   | 3070  | 2270  |
| B                  | 3350  | 3360  | 1410  | 2600   | 3100  | 2300  |
| C                  | 3380  | 3390  | 1410  | 2620   | 3120  | 2330  |
| D                  | 3440  | 3450  | 1420  | 2660   | 3170  | 2400  |
| E                  | 3500  | 3510  | 1440  | 2700   | 3220  | 2460  |
| F                  | 3560  | 3570  | 1450  | 2740   | 3270  | 2530  |
| G                  | 3620  | 3630  | 1460  | 2790   | 3310  | 2600  |
| H                  | 3680  | 3690  | 1470  | 2830   | 3360  | 2660  |
| I                  | 3740  | 3750  | 1480  | 2870   | 3410  | 2730  |
| J                  | 3800  | 3810  | 1500  | 2910   | 3460  | 2790  |
| K                  | 3860  | 3870  | 1510  | 2950   | 3510  | 2860  |
| L                  | 3920  | 3930  | 1520  | 3000   | 3550  | 2930  |
| M                  | 3980  | 3990  | 1530  | 3040   | 3600  | 2990  |
| N                  | 4040  | 4050  | 1540  | 3080   | 3650  | 3060  |
| O                  | 4100  | 4110  | 1560  | 3120   | 3700  | 3120  |
| P                  | 4160  | 4170  | 1570  | 3160   | 3750  | 3190  |
| Q                  | 4220  | 4230  | 1580  | 3210   | 3790  | 3260  |
| R                  | 4280  | 4290  | 1590  | 3250   | 3840  | 3320  |
| DIMENSIONS:        |   |   |   |  |   |   |
| Outside Height     | 31.5  | 31.5  | 19.5  | 20   | 20  | 36  |
| Outside Width      | 29  | 29  | 20.5  | 53   | 44  | 26  |
| Outside Depth      | 34  | 34  | 20.5  | 30   | 44  | 27  |
| Inside Height      | 15  | 15  |   |  |   | 16  |
| Inside Width       | 25  | 25  |   |  |   | 18  |
| Inside Depth       | 23  | 23  |   |  |   | 21  |
| Seat Height        | 17  | 17  |   |  |   | 20  |
| Arm Height         | 22  | 22.5  |   |  |   | 24  |
| RECLINERS:         |   |   |   |  |   |   |
| Wall Clearance     |   |   |   |  |   |   |
| Footrest           |   |   |   |  |   |   |
| Fully Reclined     |   |   |   |  |   |   |
| COM YDG (54"Plain) | 3.5   | 3.5   | 1   | 3  | 3.5   | 6   |
| CARTON WEIGHT      | 75  | 75  | 30  | 45   | 55  | 45  |
| STANDARD TRIM      | Welt  | Welt  | N/A   | N/A  | N/A   | #9 Nailhead   |
| OPTIONAL TRIM      |   |   | N/A   | N/A  | N/A   | Welt - \$240  |
| STD SEAT CUSHION   | Poly Fiber  | Poly Fiber  | Poly Fiber  | Poly Fiber   | Poly Fiber  | Poly Fiber  |
| STD BACK CUSHION   | Poly Fiber  | Poly Fiber  |   |  |   | Poly Fiber  |
| STD D RINGS/SNAPS  |   |   |   |  |   |   |
| STANDARD FINISH    | Brushed Nickel  | Brushed Nickel  | Brushed Brass   | Metal  | Metal   | Must specify  |
| STD LEGS/FEET      | Metal   | Metal   | Metal   |  |   |   |
| WOOD SPECIES       | N/A   | N/A   | N/A   |  |   | Maple   |
| STANDARD BASE      |   |   |   |  |   |   |
| STD MECHANISM      |   |   |   |  |   |   |
| OPT MECHANISM      | Also avail.: Brushed Brass-N/C  | Also avail.: Brushed Brass-N/C  | Also avail.: Chrome-N/C   | Avail. In Black, Brass, Bronze, Oil Rubbed Bronze or Silver                        | Avail. In Black, Brass, Bronze or Silver  |   |
| SPECIAL NOTES      | or Powdercoat \$360   | or Powdercoat \$360   | or Powdercoat \$210   |  |   |   |


|                    |   |   |   |  |   |   |
|--------------------|---|---|---|--|---|---|
|                    |  |  <b>DISCONTINUED</b> |  |  |  |  |
| STYLE NUMBER:      | 219C  | 223-3/36  | 229-38  | 229-38C  | 239   | 244   |
| STYLE NAME:        | Rainer  | Sutton  | Alec  | Alec   | Anson   | Brodie  |
| DESCRIPTION:       | Game Chair w/<br>Casters  | Tufted Cocktail<br>Ottoman  | Occasional Chair  | Occasional Chair<br>w/ Casters   | Game Chair  | Ottoman   |
| LEATHER GRADE:     |   |   |   |  |   |   |
| 1                  | 2870  | 2570  | 3320  | 3470   | 2760  | 2640  |
| 2                  | 3020  | 2730  | 3450  | 3600   | 2880  | 2840  |
| 3                  | 3170  | 2900  | 3590  | 3740   | 3000  | 3030  |
| 4                  | 3320  | 3060  | 3720  | 3870   | 3120  | 3230  |
| 5                  | 3470  | 3230  | 3860  | 4010   | 3240  | 3420  |
| 6                  | 3620  | 3390  | 3990  | 4140   | 3360  | 3620  |
| 7                  | 3770  | 3560  | 4130  | 4280   | 3480  | 3810  |
| 8                  | 3920  | 3720  | 4260  | 4410   | 3600  | 4010  |
| 9                  | 4070  | 3890  | 4400  | 4550   | 3720  | 4200  |
| 10                 | 4220  | 4050  | 4530  | 4680   | 3840  | 4400  |
| COM                | 2180  | 1880  | 2580  | 2700   | 2160  | 1860  |
| FABRIC:            |   |   |   |  |   |   |
| A                  | 2390  | 2040  | 2860  | 3010   | 2400  | 1980  |
| B                  | 2430  | 2070  | 2890  | 3040   | 2430  | 2030  |
| C                  | 2460  | 2110  | 2930  | 3080   | 2460  | 2070  |
| D                  | 2520  | 2180  | 3000  | 3150   | 2520  | 2160  |
| E                  | 2590  | 2250  | 3070  | 3220   | 2580  | 2250  |
| F                  | 2660  | 2320  | 3150  | 3300   | 2640  | 2340  |
| G                  | 2720  | 2400  | 3220  | 3370   | 2700  | 2430  |
| H                  | 2790  | 2470  | 3290  | 3440   | 2760  | 2520  |
| I                  | 2850  | 2540  | 3360  | 3510   | 2820  | 2610  |
| J                  | 2920  | 2610  | 3430  | 3580   | 2880  | 2700  |
| K                  | 2990  | 2680  | 3510  | 3660   | 2940  | 2790  |
| L                  | 3050  | 2760  | 3580  | 3730   | 3000  | 2880  |
| M                  | 3120  | 2830  | 3650  | 3800   | 3060  | 2970  |
| N                  | 3180  | 2900  | 3720  | 3870   | 3120  | 3060  |
| O                  | 3250  | 2970  | 3790  | 3940   | 3180  | 3150  |
| P                  | 3320  | 3040  | 3870  | 4020   | 3240  | 3240  |
| Q                  | 3380  | 3120  | 3940  | 4090   | 3300  | 3330  |
| R                  | 3450  | 3190  | 4010  | 4160   | 3360  | 3420  |
| DIMENSIONS:        |   |   |   |  |   |   |
| Outside Height     | 36  | 19  | 33  | 33   | 32  | 19  |
| Outside Width      | 26  | 36  | 23  | 23   | 30  | 43  |
| Outside Depth      | 27  | 36  | 29  | 29   | 29  | 43  |
| Inside Height      | 16  |   | 16  | 16   | 16  |   |
| Inside Width       | 18  |   | 19  | 19   | 19  |   |
| Inside Depth       | 21  |   | 20  | 20   | 20  |   |
| Seat Height        | 20  |   | 17  | 17   | 20  |   |
| Arm Height         | 24  |   | 26  | 26   | 26  |   |
| RECLINERS:         |   |   |   |  |   |   |
| Wall Clearance     |   |   |   |  |   |   |
| Footrest           |   |   |   |  |   |   |
| Fully Reclined     |   |   |   |  |   |   |
| COM YDG (54"Plain) | 6   | 4.5   | 3.5   | 3.5  | 4   | 5.5   |
| CARTON WEIGHT      | 45  | 50  | 50  | 50   | 55  | 80  |
| STANDARD TRIM      | #9 Nailhead   | Welt  | #9 Nailhead   | #9 Nailhead  | #9 Nailhead   | Welt  |
| OPTIONAL TRIM      | Welt - \$240  | Nailhead - \$180  | Welt - \$240  | Welt - \$240   | Welt - \$240  | Nailhead - \$180  |
| STD SEAT CUSHION   | Poly Fiber  | Poly Fiber  | Poly Fiber  | Poly Fiber   | Poly Fiber  | Poly Fiber  |
| STD BACK CUSHION   | Poly Fiber  |   | Poly  | Poly   | Poly Fiber  |   |
| STD D RINGS/SNAPS  |   |   |   |  |   |   |
| STANDARD FINISH    | Must specify  | Must specify  | Must specify  | Must specify   | Must specify  | Must specify  |
| STD LEGS/FEET      | O' Casters  | Casters   |   | O' Casters   | Tapered Leg   |   |
| WOOD SPECIES       | Maple   | Maple   | Maple   | Maple  | Maple   | Maple   |
| STANDARD BASE      |   |   |   |  | O' Caster   | Plinth  |
| STD MECHANISM      |   |   |   |  |   |   |
| OPT MECHANISM      |   |   |   |  |   |   |
| SPECIAL NOTES      |   |   |   |  |   |   |


|                    | NO IMAGE AVAILABLE |  |  |  |  | NO IMAGE AVAILABLE |
|--------------------|--------------------|---|---|--|---|--------------------|
| STYLE NUMBER:      | 259                | 259C  | 292-19  | 293  | 297-07  | 297-07H            |
| STYLE NAME:        | Asa                | Asa   | Kirkland  | Kirkland   | Helen   | Helen              |
| DESCRIPTION:       | Game Chair         | Game Chair w/ Casters   | Lounge Chair  | Ottoman  | Recliner  | High Back Recliner |
| LEATHER GRADE:     |                    |   |   |  |   |                    |
| 1                  | 2810               | 2870  | 3770  | 2160   | 5030  | 5100               |
| 2                  | 2960               | 3020  | 3960  | 2250   | 5300  | 5370               |
| 3                  | 3110               | 3170  | 4160  | 2340   | 5570  | 5640               |
| 4                  | 3260               | 3320  | 4350  | 2430   | 5840  | 5910               |
| 5                  | 3410               | 3470  | 4550  | 2520   | 6110  | 6180               |
| 6                  | 3560               | 3620  | 4740  | 2610   | 6380  | 6450               |
| 7                  | 3710               | 3770  | 4940  | 2700   | 6650  | 6720               |
| 8                  | 3860               | 3920  | 5130  | 2790   | 6920  | 6990               |
| 9                  | 4010               | 4070  | 5330  | 2880   | 7190  | 7260               |
| 10                 | 4160               | 4220  | 5520  | 2970   | 7460  | 7530               |
| COM                | 2100               | 2160  | 2870  | 1680   | 3800  | 3870               |
| FABRIC:            |                    |   |   |  |   |                    |
| A                  | 2340               | 2400  | 3150  | 1870   | 4170  | 4220               |
| B                  | 2380               | 2440  | 3200  | 1890   | 4230  | 4290               |
| C                  | 2410               | 2470  | 3250  | 1910   | 4290  | 4350               |
| D                  | 2480               | 2540  | 3350  | 1950   | 4400  | 4470               |
| E                  | 2540               | 2600  | 3450  | 1990   | 4510  | 4600               |
| F                  | 2610               | 2670  | 3550  | 2040   | 4630  | 4730               |
| G                  | 2670               | 2730  | 3660  | 2080   | 4740  | 4850               |
| H                  | 2740               | 2800  | 3760  | 2120   | 4860  | 4980               |
| I                  | 2810               | 2870  | 3860  | 2160   | 4970  | 5100               |
| J                  | 2870               | 2930  | 3960  | 2200   | 5080  | 5230               |
| K                  | 2940               | 3000  | 4060  | 2250   | 5200  | 5360               |
| L                  | 3000               | 3060  | 4170  | 2290   | 5310  | 5480               |
| M                  | 3070               | 3130  | 4270  | 2330   | 5430  | 5610               |
| N                  | 3140               | 3200  | 4370  | 2370   | 5540  | 5730               |
| O                  | 3200               | 3260  | 4470  | 2410   | 5650  | 5860               |
| P                  | 3270               | 3330  | 4570  | 2460   | 5770  | 5990               |
| Q                  | 3330               | 3390  | 4680  | 2500   | 5880  | 6110               |
| R                  | 3400               | 3460  | 4780  | 2540   | 6000  | 6240               |
| DIMENSIONS:        |                    |   |   |  |   |                    |
| Outside Height     | 38                 | 38  | 33  | 18   | 38  | 40                 |
| Outside Width      | 29.5               | 29.5  | 32  | 27   | 29  | 29                 |
| Outside Depth      | 30.5               | 30.5  | 32  | 20   | 36  | 36                 |
| Inside Height      | 16.5               | 16.5  | 19  |  | 20  | 22                 |
| Inside Width       | 20                 | 20  | 22  |  | 20  | 20                 |
| Inside Depth       | 21                 | 21  | 21  |  | 22  | 22                 |
| Seat Height        | 21.5               | 21.5  | 20  |  | 20  | 20                 |
| Arm Height         | 26                 | 26  | 23  |  | 23  | 23                 |
| RECLINERS:         |                    |   |   |  |   |                    |
| Wall Clearance     |                    |   |   |  | 14"   | 16"                |
| Footrest           |                    |   |   |  | 10"   | 10"                |
| Fully Reclined     |                    |   |   |  | 61"   | 63"                |
| COM YDG (54"Plain) | 4                  | 4   | 6   | 2.5  | 7   | 7                  |
| CARTON WEIGHT      | 65                 | 65  | 60  | 25   | 95  | 95                 |
| STANDARD TRIM      | #9 Nailhead        | #9 Nailhead   | #9 Nailhead   | #9 Nailhead  | #9 Nailhead   | #9 Nailhead        |
| OPTIONAL TRIM      | N/A                | N/A   | Welt - \$240  | Welt - \$180   | Welt - \$240  | Welt - \$240       |
| STD SEAT CUSHION   | Poly Fiber         | Poly Fiber  | Spring Poly   | Poly Fiber   | Poly Fiber  | Poly Fiber         |
| STD BACK CUSHION   | Poly Fiber         | Poly Fiber  | Poly Fiber  |  | Poly Fiber  | Poly Fiber         |
| STD D RINGS/SNAPS  |                    |   |   |  |   |                    |
| STANDARD FINISH    | Must specify       | Must specify  | Must specify  | Must specify   | Must specify  | Must specify       |
| STD LEGS/FEET      |                    | O' Casters  | Fluted w/Caster   | Fluted w/Caster  | Fluted w/Caster   | Fluted w/Caster    |
| WOOD SPECIES       | Maple              | Maple   | Maple   | Maple  | Maple   | Maple              |
| STANDARD BASE      |                    |   |   |  |   |                    |
| STD MECHANISM      |                    |   |   |  | Push Activated  | Push Activated     |
| OPT MECHANISM      |                    |   |   |  | Motor - \$675   | Motor - \$675      |
| SPECIAL NOTES      |                    |   |   |  |   |                    |

|                    |   |   |                    |                                     |   |   |
|--------------------|---|---|--------------------|-------------------------------------|---|---|
|                    |  |  | NO IMAGE AVAILABLE | NO IMAGE AVAILABLE                  |  |  |
| STYLE NUMBER:      | 307   | 307-1L or 307-1R  | 307-05             | 307-05-1L or -1R                    | 317   | 317-1L or -1R   |
| STYLE NAME:        | Animator  | Animator  | Animator           | Animator                            | Screenplay  | Screenplay  |
| DESCRIPTION:       | Recliner  | Left or Right Arm Recliner  | Loveseat Recliner  | Left or Right Arm Loveseat Recliner | Recliner  | Left or Right Arm Recliner  |
| LEATHER GRADE:     |   |   |                    |                                     |   |   |
| 1                  | 5520  | 4560  | 8460               | 7580                                | 5580  | 4790  |
| 2                  | 5760  | 4760  | 8840               | 7910                                | 5880  | 5030  |
| 3                  | 6000  | 4950  | 9210               | 8240                                | 6180  | 5270  |
| 4                  | 6240  | 5150  | 9590               | 8570                                | 6480  | 5510  |
| 5                  | 6480  | 5340  | 9960               | 8900                                | 6780  | 5750  |
| 6                  | 6720  | 5540  | 10340              | 9230                                | 7080  | 5990  |
| 7                  | 6960  | 5730  | 10710              | 9560                                | 7380  | 6230  |
| 8                  | 7200  | 5930  | 11090              | 9890                                | 7680  | 6470  |
| 9                  | 7440  | 6120  | 11460              | 10220                               | 7980  | 6710  |
| 10                 | 7680  | 6320  | 11840              | 10550                               | 8280  | 6950  |
| COM                | 4230  | 3570  | 6540               | 5870                                | 4200  | 3630  |
| FABRIC:            |   |   |                    |                                     |   |   |
| A                  | 4690  | 4010  | 7320               | 6510                                | 4630  | 3990  |
| B                  | 4750  | 4060  | 7400               | 6590                                | 4700  | 4050  |
| C                  | 4810  | 4110  | 7480               | 6660                                | 4770  | 4110  |
| D                  | 4920  | 4200  | 7650               | 6810                                | 4920  | 4230  |
| E                  | 5040  | 4300  | 7820               | 6960                                | 5060  | 4350  |
| F                  | 5150  | 4390  | 7990               | 7110                                | 5210  | 4470  |
| G                  | 5260  | 4490  | 8160               | 7260                                | 5350  | 4590  |
| H                  | 5380  | 4590  | 8320               | 7410                                | 5490  | 4710  |
| I                  | 5490  | 4680  | 8490               | 7560                                | 5640  | 4830  |
| J                  | 5610  | 4780  | 8660               | 7710                                | 5780  | 4950  |
| K                  | 5720  | 4870  | 8830               | 7860                                | 5930  | 5070  |
| L                  | 5830  | 4970  | 9000               | 8010                                | 6070  | 5190  |
| M                  | 5950  | 5070  | 9160               | 8160                                | 6210  | 5310  |
| N                  | 6060  | 5160  | 9330               | 8310                                | 6360  | 5430  |
| O                  | 6180  | 5260  | 9500               | 8460                                | 6500  | 5550  |
| P                  | 6290  | 5350  | 9670               | 8610                                | 6650  | 5670  |
| Q                  | 6400  | 5450  | 9840               | 8760                                | 6790  | 5790  |
| R                  | 6520  | 5550  | 10000              | 8910                                | 6930  | 5910  |
| DIMENSIONS:        |   |   |                    |                                     |   |   |
| Outside Height     | 40  | 40  | 40                 | 40                                  | 41  | 41  |
| Outside Width      | 36  | 29  | 58                 | 51                                  | 36  | 29  |
| Outside Depth      | 38  | 38  | 38                 | 38                                  | 38  | 38  |
| Inside Height      | 21  | 21  | 21                 | 21                                  | 22  | 22  |
| Inside Width       | 22  | 22  | 44                 | 44                                  | 22  | 22  |
| Inside Depth       | 22  | 22  | 22                 | 22                                  | 22  | 22  |
| Seat Height        | 19  | 19  | 19                 | 19                                  | 19  | 19  |
| Arm Height         | 27  | 27  | 27                 | 27                                  | 26  | 26  |
| RECLINERS:         |   |   |                    |                                     |   |   |
| Wall Clearance     |   |   |                    |                                     |   |   |
| Footrest           |   |   |                    |                                     |   |   |
| Fully Reclined     |   |   |                    |                                     |   |   |
| COM YDG (54"Plain) | 6.5   | 6   | 10                 | 9                                   | 8.5   | 7   |
| CARTON WEIGHT      | 150   | 120   | 225                | 175                                 | 145   | 125   |
| STANDARD TRIM      | Single Needle   | Single Needle   | Single Needle      | Single Needle                       | Welt  | Welt  |
| OPTIONAL TRIM      | Welt or Nail-\$240  | Welt or Nail-\$240  | Welt or Nail-\$300 | Welt or Nail-\$300                  |   |   |
| STD SEAT CUSHION   | Poly Fiber  | Poly Fiber  | Poly Fiber         | Poly Fiber                          | Poly Fiber  | Poly Fiber  |
| STD BACK CUSHION   | Poly Fiber  | Poly Fiber  | Poly Fiber         | Poly Fiber                          | Poly Fiber  | Poly Fiber  |
| STD D RINGS/SNAPS  |   |   |                    |                                     |   |   |
| STANDARD FINISH    | Must specify  | Must specify  | Must specify       | Must specify                        | Must specify  | Must specify  |
| STD LEGS/FEET      | Block Bunn  | Block Bunn  | Block Bunn         | Block Bunn                          | Block Bunn  | Block Bunn  |
| WOOD SPECIES       | Maple   | Maple   | Maple              | Maple                               | Maple   | Maple   |
| STANDARD BASE      |   |   |                    |                                     |   |   |
| STD MECHANISM      | Motor   | Motor   | Motor              | Motor                               | Motor   | Motor   |
| OPT MECHANISM      |   |   |                    |                                     |   |   |
| SPECIAL NOTES      | Cupholders Std.   | Cupholders Std.   | Cupholders Std.    | Cupholders Std.                     | Cupholders Std.   | Cupholders Std.   |







|                    | NO IMAGE AVAILABLE | NO IMAGE AVAILABLE                  |  |  | NO IMAGE AVAILABLE | NO IMAGE AVAILABLE         |
|--------------------|--------------------|-------------------------------------|---|--|--------------------|----------------------------|
| STYLE NUMBER:      | 317-05             | 317-05-1L or -1R                    | 347   | 347-1L or -1R  | 347-05             | 347-05-1L or -1R           |
| STYLE NAME:        | Screenplay         | Screenplay                          | Feature   | Feature  | Feature            | Feature                    |
| DESCRIPTION:       | Loveseat Recliner  | Left or Right Arm Loveseat Recliner | Recliner  | Left or Right Arm Recliner   | Loveseat Recliner  | Left or Right Arm Loveseat |
| LEATHER GRADE:     |                    |                                     |   |  |                    |                            |
| 1                  | 9290               | 8190                                | 5450  | 4740   | 8460               | 7580                       |
| 2                  | 9740               | 8600                                | 5720  | 4970   | 8840               | 7910                       |
| 3                  | 10190              | 9000                                | 5990  | 5190   | 9210               | 8240                       |
| 4                  | 10640              | 9410                                | 6260  | 5420   | 9590               | 8570                       |
| 5                  | 11090              | 9810                                | 6530  | 5640   | 9960               | 8900                       |
| 6                  | 11540              | 10220                               | 6800  | 5870   | 10340              | 9230                       |
| 7                  | 11990              | 10620                               | 7070  | 6090   | 10710              | 9560                       |
| 8                  | 12440              | 11030                               | 7340  | 6320   | 11090              | 9890                       |
| 9                  | 12890              | 11430                               | 7610  | 6540   | 11460              | 10220                      |
| 10                 | 13340              | 11840                               | 7880  | 6770   | 11840              | 10550                      |
| COM                | 7020               | 6210                                | 4100  | 3600   | 6540               | 5870                       |
| FABRIC:            |                    |                                     |   |  |                    |                            |
| A                  | 7830               | 6870                                | 4550  | 4010   | 7320               | 6510                       |
| B                  | 7920               | 6960                                | 4610  | 4060   | 7400               | 6590                       |
| C                  | 8010               | 7050                                | 4670  | 4110   | 7480               | 6660                       |
| D                  | 8180               | 7230                                | 4790  | 4200   | 7650               | 6810                       |
| E                  | 8350               | 7410                                | 4910  | 4300   | 7820               | 6960                       |
| F                  | 8530               | 7590                                | 5030  | 4400   | 7990               | 7110                       |
| G                  | 8700               | 7770                                | 5150  | 4490   | 8160               | 7260                       |
| H                  | 8880               | 7950                                | 5270  | 4590   | 8320               | 7410                       |
| I                  | 9050               | 8130                                | 5390  | 4680   | 8490               | 7560                       |
| J                  | 9220               | 8310                                | 5510  | 4780   | 8660               | 7710                       |
| K                  | 9400               | 8490                                | 5630  | 4880   | 8830               | 7860                       |
| L                  | 9570               | 8670                                | 5750  | 4970   | 9000               | 8010                       |
| M                  | 9750               | 8850                                | 5870  | 5070   | 9160               | 8160                       |
| N                  | 9920               | 9030                                | 5990  | 5160   | 9330               | 8310                       |
| O                  | 10090              | 9210                                | 6110  | 5260   | 9500               | 8460                       |
| P                  | 10270              | 9390                                | 6230  | 5360   | 9670               | 8610                       |
| Q                  | 10440              | 9570                                | 6350  | 5450   | 9840               | 8760                       |
| R                  | 10620              | 9750                                | 6470  | 5550   | 10000              | 8910                       |
| DIMENSIONS:        |                    |                                     |   |  |                    |                            |
| Outside Height     | 41                 | 41                                  | 40  | 40   | 40                 | 40                         |
| Outside Width      | 58                 | 51                                  | 36  | 30   | 59                 | 52                         |
| Outside Depth      | 38                 | 38                                  | 37  | 37   | 37                 | 37                         |
| Inside Height      | 22                 | 22                                  | 25  | 25   | 25                 | 25                         |
| Inside Width       | 44                 | 44                                  | 23  | 23   | 46                 | 46                         |
| Inside Depth       | 22                 | 22                                  | 22  | 22   | 22                 | 22                         |
| Seat Height        | 19                 | 19                                  | 20  | 20   | 20                 | 20                         |
| Arm Height         | 26                 | 26                                  | 26  | 26   | 26                 | 26                         |
| RECLINERS:         |                    |                                     |   |  |                    |                            |
| Wall Clearance     |                    |                                     |   |  |                    |                            |
| Footrest           |                    |                                     |   |  |                    |                            |
| Fully Reclined     |                    |                                     |   |  |                    |                            |
| COM YDG (54"Plain) | 12.5               | 11.5                                | 7   | 5.5  | 14.5               | 14                         |
| CARTON WEIGHT      | 225                | 175                                 | 145   | 125  | 240                | 220                        |
| STANDARD TRIM      | Welt               | Welt                                | Welt  | Welt   | Welt               | Welt                       |
| OPTIONAL TRIM      |                    |                                     | Nailhead - \$240  | Nailhead - \$240   | Nailhead - \$300   | Nailhead - \$300           |
| STD SEAT CUSHION   | Poly Fiber         | Poly Fiber                          | Poly Fiber  | Poly Fiber   | Poly Fiber         | Poly Fiber                 |
| STD BACK CUSHION   | Poly Fiber         | Poly Fiber                          | Poly Fiber  | Poly Fiber   | Poly Fiber         | Poly Fiber                 |
| STD D RINGS/SNAPS  |                    |                                     |   |  |                    |                            |
| STANDARD FINISH    | Must specify       | Must specify                        | Must specify  | Must specify   | Must specify       | Must specify               |
| STD LEGS/FEET      | Block Bunn         | Block Bunn                          | Block Bunn  | Block Bunn   | Block Bunn         | Block Bunn                 |
| WOOD SPECIES       | Maple              | Maple                               | Maple   | Maple  | Maple              | Maple                      |
| STANDARD BASE      |                    |                                     |   |  |                    |                            |
| STD MECHANISM      | Motor              | Motor                               | Motor   | Motor  | Motor              | Motor                      |
| OPT MECHANISM      |                    |                                     |   |  |                    |                            |
| SPECIAL NOTES      | Cupholders Std.    | Cupholders Std.                     | Cupholders Std.   | Cupholders Std.  | Cupholders Std.    | Cupholders Std.            |




|                    | NO IMAGE AVAILABLE |  | NO IMAGE AVAILABLE | NO IMAGE AVAILABLE                  | NO IMAGE AVAILABLE | NO IMAGE AVAILABLE         |
|--------------------|--------------------|---|--------------------|-------------------------------------|--------------------|----------------------------|
| STYLE NUMBER:      | 357                | 357-1L or -1R   | 357-05             | 357-05-1L or -1R                    | 367                | 367-1L or -1R              |
| STYLE NAME:        | Projection         | Projection  | Projection         | Projection                          | Projection         | Projection                 |
| DESCRIPTION:       | Recliner           | Left or Right Arm Recliner  | Loveseat Recliner  | Left or Right Arm Loveseat Recliner | Recliner           | Left or Right Arm Recliner |
| LEATHER GRADE:     |                    |   |                    |                                     |                    |                            |
| 1                  | 5570               | 4950  | 9290               | 8190                                | 5570               | 4950                       |
| 2                  | 5870               | 5220  | 9740               | 8600                                | 5870               | 5220                       |
| 3                  | 6170               | 5490  | 10190              | 9000                                | 6170               | 5490                       |
| 4                  | 6470               | 5760  | 10640              | 9410                                | 6470               | 5760                       |
| 5                  | 6770               | 6030  | 11090              | 9810                                | 6770               | 6030                       |
| 6                  | 7070               | 6300  | 11540              | 10220                               | 7070               | 6300                       |
| 7                  | 7370               | 6570  | 11990              | 10620                               | 7370               | 6570                       |
| 8                  | 7670               | 6840  | 12440              | 11030                               | 7670               | 6840                       |
| 9                  | 7970               | 7110  | 12890              | 11430                               | 7970               | 7110                       |
| 10                 | 8270               | 7380  | 13340              | 11840                               | 8270               | 7380                       |
| COM                | 4160               | 3710  | 7050               | 6210                                | 4160               | 3710                       |
| FABRIC:            |                    |   |                    |                                     |                    |                            |
| A                  | 4570               | 4070  | 7840               | 6870                                | 4570               | 4070                       |
| B                  | 4640               | 4130  | 7950               | 6970                                | 4640               | 4130                       |
| C                  | 4700               | 4190  | 8050               | 7070                                | 4700               | 4190                       |
| D                  | 4830               | 4310  | 8260               | 7260                                | 4830               | 4310                       |
| E                  | 4970               | 4430  | 8470               | 7450                                | 4970               | 4430                       |
| F                  | 5100               | 4550  | 8680               | 7640                                | 5100               | 4550                       |
| G                  | 5230               | 4670  | 8890               | 7830                                | 5230               | 4670                       |
| H                  | 5360               | 4790  | 9100               | 8030                                | 5360               | 4790                       |
| I                  | 5490               | 4910  | 9310               | 8220                                | 5490               | 4910                       |
| J                  | 5630               | 5030  | 9520               | 8410                                | 5630               | 5030                       |
| K                  | 5760               | 5150  | 9730               | 8600                                | 5760               | 5150                       |
| L                  | 5890               | 5270  | 9940               | 8790                                | 5890               | 5270                       |
| M                  | 6020               | 5390  | 10150              | 8990                                | 6020               | 5390                       |
| N                  | 6150               | 5510  | 10360              | 9180                                | 6150               | 5510                       |
| O                  | 6290               | 5630  | 10570              | 9370                                | 6290               | 5630                       |
| P                  | 6420               | 5750  | 10780              | 9560                                | 6420               | 5750                       |
| Q                  | 6550               | 5870  | 10990              | 9750                                | 6550               | 5870                       |
| R                  | 6680               | 5990  | 11200              | 9950                                | 6680               | 5990                       |
| DIMENSIONS:        |                    |   |                    |                                     |                    |                            |
| Outside Height     | 40                 | 40  | 40                 | 40                                  | 40                 | 40                         |
| Outside Width      | 42                 | 32  | 65                 | 55                                  | 34                 | 28                         |
| Outside Depth      | 35                 | 35  | 35                 | 35                                  | 35                 | 35                         |
| Inside Height      | 23                 | 23  | 23                 | 23                                  | 23                 | 23                         |
| Inside Width       | 22                 | 22  | 44                 | 44                                  | 22                 | 22                         |
| Inside Depth       | 20                 | 20  | 20                 | 20                                  | 20                 | 20                         |
| Seat Height        | 20                 | 20  | 20                 | 20                                  | 20                 | 20                         |
| Arm Height         | 23                 | 23  | 23                 | 23                                  | 23                 | 23                         |
| RECLINERS:         |                    |   |                    |                                     |                    |                            |
| Wall Clearance     |                    |   |                    |                                     |                    |                            |
| Footrest           |                    |   |                    |                                     |                    |                            |
| Fully Reclined     | 63"                | 63"   | 63"                | 63"                                 | 63"                | 63"                        |
| COM YDG (54"Plain) | 8                  | 6.5   | 13.5               | 13                                  | 8                  | 8                          |
| CARTON WEIGHT      | 145                | 120   | 240                | 220                                 | 145                | 125                        |
| STANDARD TRIM      | #54 Nailhead       | #54 Nailhead  | #54 Nailhead       | #54 Nailhead                        | #54 Nailhead       | #54 Nailhead               |
| OPTIONAL TRIM      | Welt - \$240       | Welt - \$240  | Welt - \$330       | Welt - \$330                        | Welt - \$240       | Welt - \$240               |
| STD SEAT CUSHION   | Poly Fiber         | Poly Fiber  | Poly Fiber         | Poly Fiber                          | Poly Fiber         | Poly Fiber                 |
| STD BACK CUSHION   | Premium Fiber      | Premium Fiber   | Premium Fiber      | Premium Fiber                       | Premium Fiber      | Premium Fiber              |
| STD D RINGS/SNAPS  |                    |   |                    |                                     |                    |                            |
| STANDARD FINISH    | Must specify       | Must specify  | Must specify       | Must specify                        | Must specify       | Must specify               |
| STD LEGS/FEET      | Bunn               | Bunn  | Bunn               | Bunn                                | Bunn               | Bunn                       |
| WOOD SPECIES       | Maple              | Maple   | Maple              | Maple                               | Maple              | Maple                      |
| STANDARD BASE      |                    |   |                    |                                     |                    |                            |
| STD MECHANISM      | Motor              | Motor   | Motor              | Motor                               | Motor              | Motor                      |
| OPT MECHANISM      |                    |   |                    |                                     |                    |                            |
| SPECIAL NOTES      | Cupholders Std.    | Cupholders Std.   | Cupholders Std.    | Cupholders Std.                     | Cupholders Std.    | Cupholders Std.            |







|                     | NO IMAGE AVAILABLE | NO IMAGE AVAILABLE                  | NO IMAGE AVAILABLE |  | NO IMAGE AVAILABLE   | NO IMAGE AVAILABLE   |
|---------------------|--------------------|-------------------------------------|--------------------|--|--|--|
| STYLE NUMBER:       | 367-05             | 367-05-1L or -1R                    | 377                | 377-1L or -1R  | 377-1L/RS or -1R/LS  | 377-1L/RW or -1R/LW  |
| STYLE NAME:         | Projection         | Projection                          | Premiere           | Premiere   | Premiere   | Premiere   |
| DESCRIPTION:        | Loveseat Recliner  | Left or Right Arm Loveseat Recliner | Recliner           | Left or Right Arm Recliner   | Rolled Left Arm/Rt Straight Arm or Rolled Rt Arm/Left Straight Arm | Rolled Left Arm/Rt Wedge Arm or Rolled Rt Arm/Left Wedge Arm |
| LEATHER GRADE:      |                    |                                     |                    |  |  |  |
| 1                   | 9290               | 8190                                | 5640               | 4650   | 5640   | 5700   |
| 2                   | 9740               | 8600                                | 5970               | 4920   | 5940   | 6050   |
| 3                   | 10190              | 9000                                | 6300               | 5190   | 6240   | 6390   |
| 4                   | 10640              | 9410                                | 6630               | 5460   | 6540   | 6740   |
| 5                   | 11090              | 9810                                | 6960               | 5730   | 6840   | 7080   |
| 6                   | 11540              | 10220                               | 7290               | 6000   | 7140   | 7430   |
| 7                   | 11990              | 10620                               | 7620               | 6270   | 7440   | 7770   |
| 8                   | 12440              | 11030                               | 7950               | 6540   | 7740   | 8120   |
| 9                   | 12890              | 11430                               | 8280               | 6810   | 8040   | 8460   |
| 10                  | 13340              | 11840                               | 8610               | 7080   | 8340   | 8810   |
| COM                 | 7050               | 6210                                | 4230               | 3510   | 4230   | 4290   |
| FABRIC:             |                    |                                     |                    |  |  |  |
| A                   | 7840               | 6870                                | 4650               | 3710   | 4650   | 4710   |
| B                   | 7950               | 6970                                | 4720               | 3770   | 4720   | 4770   |
| C                   | 8050               | 7070                                | 4800               | 3830   | 4800   | 4840   |
| D                   | 8260               | 7260                                | 4950               | 3950   | 4950   | 4970   |
| E                   | 8470               | 7450                                | 5100               | 4070   | 5100   | 5100   |
| F                   | 8680               | 7640                                | 5250               | 4190   | 5250   | 5230   |
| G                   | 8890               | 7830                                | 5400               | 4310   | 5400   | 5370   |
| H                   | 9100               | 8030                                | 5550               | 4430   | 5550   | 5500   |
| I                   | 9310               | 8220                                | 5700               | 4550   | 5700   | 5630   |
| J                   | 9520               | 8410                                | 5850               | 4670   | 5850   | 5760   |
| K                   | 9730               | 8600                                | 6000               | 4790   | 6000   | 5890   |
| L                   | 9940               | 8790                                | 6150               | 4910   | 6150   | 6030   |
| M                   | 10150              | 8990                                | 6300               | 5030   | 6300   | 6160   |
| N                   | 10360              | 9180                                | 6450               | 5150   | 6450   | 6290   |
| O                   | 10570              | 9370                                | 6600               | 5270   | 6600   | 6420   |
| P                   | 10780              | 9560                                | 6750               | 5390   | 6750   | 6550   |
| Q                   | 10990              | 9750                                | 6900               | 5510   | 6900   | 6690   |
| R                   | 11200              | 9950                                | 7050               | 5630   | 7050   | 6820   |
| DIMENSIONS:         |                    |                                     |                    |  |  |  |
| Outside Height      | 40                 | 40                                  | 42                 | 42   | 42   | 42   |
| Outside Width       | 56                 | 55                                  | 40                 | 31   | 38   | 47   |
| Outside Depth       | 35                 | 35                                  | 39                 | 39   | 39   | 39   |
| Inside Height       | 23                 | 23                                  | 23                 | 23   | 23   | 23   |
| Inside Width        | 44                 | 44                                  | 22                 | 22   | 22   | 22   |
| Inside Depth        | 20                 | 20                                  | 22                 | 22   | 22   | 22   |
| Seat Height         | 20                 | 20                                  | 19                 | 19   | 19   | 19   |
| Arm Height          | 23                 | 23                                  | 25                 | 25   | 25   | 25   |
| RECLINERS:          |                    |                                     |                    |  |  |  |
| Wall Clearance      |                    |                                     |                    |  |  |  |
| Footrest            |                    |                                     |                    |  |  |  |
| Fully Reclined      | 63"                | 63"                                 | 84"                | 84"  | 84"  | 84"  |
| COM YDG (54" Plain) | 15.5               | 15                                  | 7                  | 7  | 7  | 8  |
| CARTON WEIGHT       | 240                | 115                                 | 145                | 125  | 145  | 145  |
| STANDARD TRIM       | #54 Nailhead       | #54 Nailhead                        | #9 Nailhead        | #9 Nailhead  | #9 Nailhead  | #9 Nailhead  |
| OPTIONAL TRIM       | Welt - \$330       | Welt - \$330                        | Welt - \$240       | Welt - \$240   | Welt - \$240   | Welt - \$240   |
| STD SEAT CUSHION    | Poly Fiber         | Poly Fiber                          | Poly Fiber         | Poly Fiber   | Poly Fiber   | Poly Fiber   |
| STD BACK CUSHION    | Premium Fiber      | Premium Fiber                       | Poly Fiber         | Poly Fiber   | Poly Fiber   | Poly Fiber   |
| STD D RINGS/SNAPS   |                    |                                     |                    |  |  |  |
| STANDARD FINISH     | Must specify       | Must specify                        | Must specify       | Must specify   | Must specify   | Must specify   |
| STD LEGS/FEET       | Bunn               | Bunn                                | Bunn               | Bunn   | Bunn   | Bunn   |
| WOOD SPECIES        | Maple              | Maple                               | Maple              | Maple  | Maple  | Maple  |
| STANDARD BASE       |                    |                                     |                    |  |  |  |
| STD MECHANISM       | Motor              | Motor                               | Motor              | Motor  | Motor  | Motor  |
| OPT MECHANISM       |                    |                                     |                    |  |  |  |
| SPECIAL NOTES       | Cupholders Std.    | Cupholders Std.                     | Cupholders Std.    | Cupholders Std.  | Cupholders Std.  | Cupholders Std.  |






|                    | NO IMAGE AVAILABLE                      | NO IMAGE AVAILABLE | NO IMAGE AVAILABLE | NO IMAGE AVAILABLE         | NO IMAGE AVAILABLE                   |  |
|--------------------|---|--------------------|--------------------|----------------------------|--------------------------------------|---|
| STYLE NUMBER:      | 378R-W                                  | 387                | 387-10             | 387-1L or -1R              | 387-1LW or -1RW                      | 387-W   |
| STYLE NAME:        | Premiere                                | Premiere           | Premiere           | Premiere                   | Premiere                             | Premiere  |
| DESCRIPTION:       | Recliner (Rolled Rt Arm/Left Wedge Arm) | Recliner           | Armless Recliner   | Left or Right Arm Recliner | Left Arm or Right Arm Wedge Recliner | Double Wedge Arm Recliner   |
| LEATHER GRADE:     |   |                    |                    |                            |                                      |   |
| 1                  | 5700                                    | 5670               | 3870               | 4650                       | 5100                                 | 5610  |
| 2                  | 6050                                    | 6000               | 4130               | 4920                       | 5390                                 | 5940  |
| 3                  | 6390                                    | 6330               | 4380               | 5190                       | 5670                                 | 6270  |
| 4                  | 6740                                    | 6660               | 4640               | 5460                       | 5960                                 | 6600  |
| 5                  | 7080                                    | 6990               | 4890               | 5730                       | 6240                                 | 6930  |
| 6                  | 7430                                    | 7320               | 5150               | 6000                       | 6530                                 | 7260  |
| 7                  | 7770                                    | 7650               | 5400               | 6270                       | 6810                                 | 7590  |
| 8                  | 8120                                    | 7980               | 5660               | 6540                       | 7100                                 | 7920  |
| 9                  | 8460                                    | 8310               | 5910               | 6810                       | 7380                                 | 8250  |
| 10                 | 8810                                    | 8640               | 6170               | 7080                       | 7670                                 | 8580  |
| COM                | 4290                                    | 4260               | 3110               | 3510                       | 3990                                 | 4140  |
| FABRIC:            |   |                    |                    |                            |                                      |   |
| A                  | 4710                                    | 4680               | 3210               | 3710                       | 4010                                 | 4510  |
| B                  | 4780                                    | 4750               | 3270               | 3770                       | 4080                                 | 4580  |
| C                  | 4860                                    | 4830               | 3330               | 3830                       | 4140                                 | 4660  |
| D                  | 5010                                    | 4980               | 3440               | 3950                       | 4270                                 | 4810  |
| E                  | 5160                                    | 5130               | 3560               | 4070                       | 4410                                 | 4960  |
| F                  | 5310                                    | 5280               | 3670               | 4190                       | 4540                                 | 5110  |
| G                  | 5460                                    | 5430               | 3780               | 4310                       | 4670                                 | 5260  |
| H                  | 5610                                    | 5580               | 3900               | 4430                       | 4800                                 | 5410  |
| I                  | 5760                                    | 5730               | 4010               | 4550                       | 4930                                 | 5560  |
| J                  | 5910                                    | 5880               | 4130               | 4670                       | 5070                                 | 5710  |
| K                  | 6060                                    | 6030               | 4240               | 4790                       | 5200                                 | 5860  |
| L                  | 6210                                    | 6180               | 4350               | 4910                       | 5330                                 | 6010  |
| M                  | 6360                                    | 6330               | 4470               | 5030                       | 5460                                 | 6160  |
| N                  | 6510                                    | 6480               | 4580               | 5150                       | 5590                                 | 6310  |
| O                  | 6660                                    | 6630               | 4700               | 5270                       | 5730                                 | 6460  |
| P                  | 6810                                    | 6780               | 4810               | 5390                       | 5860                                 | 6610  |
| Q                  | 6960                                    | 6930               | 4920               | 5510                       | 5990                                 | 6760  |
| R                  | 7110                                    | 7080               | 5040               | 5630                       | 6120                                 | 6910  |
| DIMENSIONS:        |   |                    |                    |                            |                                      |   |
| Outside Height     | 42                                      | 42                 | 42                 | 42                         | 42                                   | 42  |
| Outside Width      |   | 36                 | 22                 | 29                         | 38                                   | 54  |
| Outside Depth      | 39                                      | 39                 | 39                 | 39                         | 39                                   | 39  |
| Inside Height      | 23                                      | 23                 | 23                 | 23                         | 23                                   | 23  |
| Inside Width       | 22                                      | 22                 | 22                 | 22                         | 22                                   | 22  |
| Inside Depth       | 22                                      | 22                 | 22                 | 22                         | 22                                   | 22  |
| Seat Height        | 19                                      | 19                 | 19                 | 19                         | 19                                   | 19  |
| Arm Height         | 25                                      | 25                 |                    | 25                         | 25                                   | 25  |
| RECLINERS:         |   |                    |                    |                            |                                      |   |
| Wall Clearance     |   |                    |                    |                            |                                      |   |
| Footrest           |   |                    |                    |                            |                                      |   |
| Fully Reclined     | 84"                                     | 84"                | 84"                | 84"                        | 84"                                  | 84"   |
| COM YDG (54"Plain) | 8                                       | 7.5                | 5.5                | 7                          | 8.5                                  | 9   |
| CARTON WEIGHT      | 145                                     | 145                | 125                | 125                        | 130                                  | 130   |
| STANDARD TRIM      | #9 Nailhead                             | #9 Nailhead        | #9 Nailhead        | #9 Nailhead                | #9 Nailhead                          | #9 Nailhead   |
| OPTIONAL TRIM      | Welt - \$240                            | Welt - \$240       | Welt - \$240       | Welt - \$240               | Welt - \$240                         | Welt - \$240  |
| STD SEAT CUSHION   | Poly Fiber                              | Poly Fiber         | Poly Fiber         | Poly Fiber                 | Poly Fiber                           | Poly Fiber  |
| STD BACK CUSHION   | Poly Fiber                              | Poly Fiber         | Poly Fiber         | Poly Fiber                 | Poly Fiber                           | Poly Fiber  |
| STD D RINGS/SNAPS  |   |                    |                    |                            |                                      |   |
| STANDARD FINISH    | Must specify                            | Must specify       | Must specify       | Must specify               | Must specify                         | Must specify  |
| STD LEGS/FEET      | Bunn                                    | Bunn               | Bunn               | Bunn                       | Bunn                                 | Bunn  |
| WOOD SPECIES       | Maple                                   | Maple              | Maple              | Maple                      | Maple                                | Maple   |
| STANDARD BASE      |   |                    |                    |                            |                                      |   |
| STD MECHANISM      | Motor                                   | Motor              | Motor Only         | Motor                      | Motor                                | Motor   |
| OPT MECHANISM      |   |                    |                    |                            |                                      |   |
| SPECIAL NOTES      | Cupholders Std.                         | Cupholders Std.    |                    | Cupholders Std.            | Cupholders Std.                      | Cupholders Std.   |









|                    |  |  |  |  |  |  |
|--------------------|---|---|---|--|---|---|
| STYLE NUMBER:      | 394N  | 397-07  | 402   | 403  | 409   | 409-10  |
| STYLE NAME:        | Delilah   | Helen   | Conner  | Julius   | Vaughn  | Vaughn  |
| DESCRIPTION:       | Ottoman   | Recliner  | Ease Back Chair<br>(Tufted Back)  | Bench  | Side Dining Chair   | Armless Dining<br>Chair   |
| LEATHER GRADE:     |   |   |   |  |   |   |
| 1                  | 2100  | 5390  | 6260  | 2490   | 2490  | 1820  |
| 2                  | 2190  | 5670  | 6590  | 2600   | 2580  | 1910  |
| 3                  | 2280  | 5960  | 6920  | 2700   | 2670  | 2000  |
| 4                  | 2370  | 6240  | 7250  | 2810   | 2760  | 2090  |
| 5                  | 2460  | 6530  | 7580  | 2910   | 2850  | 2180  |
| 6                  | 2550  | 6810  | 7910  | 3020   | 2940  | 2270  |
| 7                  | 2640  | 7100  | 8240  | 3120   | 3030  | 2360  |
| 8                  | 2730  | 7380  | 8570  | 3230   | 3120  | 2450  |
| 9                  | 2820  | 7670  | 8900  | 3330   | 3210  | 2540  |
| 10                 | 2910  | 7950  | 9230  | 3440   | 3300  | 2630  |
| COM                | 1620  | 3990  | 4730  | 1940   | 1950  | 1640  |
| FABRIC:            |   |   |   |  |   |   |
| A                  | 1850  | 4400  | 5240  | 2160   | 2240  | 1820  |
| B                  | 1870  | 4470  | 5310  | 2180   | 2260  | 1840  |
| C                  | 1890  | 4530  | 5390  | 2200   | 2280  | 1860  |
| D                  | 1940  | 4650  | 5550  | 2250   | 2330  | 1910  |
| E                  | 1980  | 4780  | 5700  | 2300   | 2370  | 1950  |
| F                  | 2020  | 4910  | 5860  | 2350   | 2410  | 1990  |
| G                  | 2060  | 5030  | 6020  | 2400   | 2450  | 2030  |
| H                  | 2100  | 5160  | 6170  | 2440   | 2490  | 2070  |
| I                  | 2150  | 5280  | 6330  | 2490   | 2540  | 2120  |
| J                  | 2190  | 5410  | 6480  | 2540   | 2580  | 2160  |
| K                  | 2230  | 5540  | 6640  | 2590   | 2620  | 2200  |
| L                  | 2270  | 5660  | 6800  | 2640   | 2660  | 2240  |
| M                  | 2310  | 5790  | 6950  | 2680   | 2700  | 2280  |
| N                  | 2360  | 5910  | 7110  | 2730   | 2750  | 2330  |
| O                  | 2400  | 6040  | 7260  | 2780   | 2790  | 2370  |
| P                  | 2440  | 6170  | 7420  | 2830   | 2830  | 2410  |
| Q                  | 2480  | 6290  | 7580  | 2880   | 2870  | 2450  |
| R                  | 2520  | 6420  | 7730  | 2920   | 2910  | 2490  |
| DIMENSIONS:        |   |   |   |  |   |   |
| Outside Height     | 21  | 40  | 41  | 20   | 47  | 47  |
| Outside Width      | 17  | 34  | 40  | 63   | 24  | 22  |
| Outside Depth      | 17  | 38  | 40  | 20   | 26  | 26  |
| Inside Height      |   | 25  | 22  |  | 27  | 27  |
| Inside Width       |   | 23  | 21  |  | 21  | 21  |
| Inside Depth       |   | 22  | 24  |  | 18  | 18  |
| Seat Height        |   | 19  | 19  |  | 21  | 21  |
| Arm Height         |   | 23  | 25  |  | 26  |   |
| RECLINERS:         |   |   |   |  |   |   |
| Wall Clearance     |   | 16"   |   |  |   |   |
| Footrest           |   | 10"   |   |  |   |   |
| Fully Reclined     |   | 62"   |   |  |   |   |
| COM YDG (54"Plain) | 2.5   | 7   | 8.5   | 3  | 2.5   | 2.5   |
| CARTON WEIGHT      | 35  | 100   | 105   | 75   | 45  | 45  |
| STANDARD TRIM      | #9 Nailhead   | #9 Nailhead   | #9 & #37 Nailhead   | Top Stitch   | #54 Nailhead  | #54 Nailhead  |
| OPTIONAL TRIM      |   | Welt - \$240  | Welt - \$240  |  | Welt - \$240  | Welt - \$240  |
| STD SEAT CUSHION   | Poly Fiber  | Poly Fiber  | Blend Down  | Poly Fiber   | Poly Fiber  | Poly Fiber  |
| STD BACK CUSHION   |   | Poly Fiber  | Poly Fiber  |  | Poly  | Poly  |
| STD D RINGS/SNAPS  |   |   | Y   |  |   |   |
| STANDARD FINISH    | N/A   | Must specify  | Must specify  | Must specify   | Must specify  | Must specify  |
| STD LEGS/FEET      | Glides  | Fluted w/Casters  | 4" Bunn   |  |   |   |
| WOOD SPECIES       | Maple   | Maple   | Maple   | Maple  | Maple   | Maple   |
| STANDARD BASE      |   |   |   |  |   |   |
| STD MECHANISM      | Std. w/ powder coated   | Push Activated  | Pneumatic   |  |   |   |
| OPT MECHANISM      | bands-must specify  | Motor - \$675   |   |  |   |   |
| SPECIAL NOTES      | finish  |   | Comp. Ott.-2403   |  |   |   |



|                     |  | NO IMAGE AVAILABLE |  | NO IMAGE AVAILABLE               |  | NO IMAGE AVAILABLE |
|---------------------|---|--------------------|---|----------------------------------|---|--------------------|
| STYLE NUMBER:       | 427   | 427-10             | 427-1L or -1R   | 427-1LW or -1RW                  | 437   | 437-10             |
| STYLE NAME:         | Box Office  | Box Office         | Box Office  | Box Office                       | Reel  | Reel               |
| DESCRIPTION:        | Recliner  | Armless Recliner   | Left or Right Arm Recliner  | Left or Right Arm Wedge Recliner | Recliner  | Armless Recliner   |
| LEATHER GRADE:      |   |                    |   |                                  |   |                    |
| 1                   | 5660  | 4280               | 4760  | 4910                             | 5550  | 4280               |
| 2                   | 5970  | 4530               | 5010  | 5180                             | 5880  | 4500               |
| 3                   | 6290  | 4790               | 5270  | 5450                             | 6210  | 4730               |
| 4                   | 6600  | 5040               | 5520  | 5720                             | 6540  | 4950               |
| 5                   | 6920  | 5300               | 5780  | 5990                             | 6870  | 5180               |
| 6                   | 7230  | 5550               | 6030  | 6260                             | 7200  | 5400               |
| 7                   | 7550  | 5810               | 6290  | 6530                             | 7530  | 5630               |
| 8                   | 7860  | 6060               | 6540  | 6800                             | 7860  | 5850               |
| 9                   | 8180  | 6320               | 6800  | 7070                             | 8190  | 6080               |
| 10                  | 8490  | 6570               | 7050  | 7340                             | 8520  | 6300               |
| COM                 | 4220  | 3300               | 3590  | 3740                             | 4080  | 3300               |
| FABRIC:             |   |                    |   |                                  |   |                    |
| A                   | 4640  | 3380               | 3960  | 4110                             | 4440  | 3380               |
| B                   | 4710  | 3430               | 4020  | 4170                             | 4520  | 3430               |
| C                   | 4790  | 3490               | 4070  | 4230                             | 4590  | 3490               |
| D                   | 4940  | 3600               | 4190  | 4350                             | 4740  | 3600               |
| E                   | 5090  | 3720               | 4300  | 4470                             | 4890  | 3720               |
| F                   | 5240  | 3830               | 4410  | 4590                             | 5040  | 3830               |
| G                   | 5390  | 3950               | 4530  | 4710                             | 5190  | 3950               |
| H                   | 5540  | 4060               | 4640  | 4830                             | 5340  | 4060               |
| I                   | 5690  | 4170               | 4760  | 4950                             | 5490  | 4170               |
| J                   | 5840  | 4290               | 4870  | 5070                             | 5640  | 4290               |
| K                   | 5990  | 4400               | 4980  | 5190                             | 5790  | 4400               |
| L                   | 6140  | 4520               | 5100  | 5310                             | 5940  | 4520               |
| M                   | 6290  | 4630               | 5210  | 5430                             | 6090  | 4630               |
| N                   | 6440  | 4740               | 5330  | 5550                             | 6240  | 4740               |
| O                   | 6590  | 4860               | 5440  | 5670                             | 6390  | 4860               |
| P                   | 6740  | 4970               | 5550  | 5790                             | 6540  | 4970               |
| Q                   | 6890  | 5090               | 5670  | 5910                             | 6690  | 5090               |
| R                   | 7040  | 5200               | 5780  | 6030                             | 6840  | 5200               |
| DIMENSIONS:         |   |                    |   |                                  |   |                    |
| Outside Height      | 41  | 41                 | 41  | 41                               | 45  | 45                 |
| Outside Width       | 37  | 24                 | 31  | 37.5                             | 35.5  | 23                 |
| Outside Depth       | 37  | 37                 | 37  | 37                               | 42  | 42                 |
| Inside Height       | 22  | 22                 | 22  | 22                               | 25  | 25                 |
| Inside Width        | 24  | 24                 | 24  | 24                               | 23  | 23                 |
| Inside Depth        | 23  | 23                 | 23  | 23                               | 22  | 22                 |
| Seat Height         | 19  | 19                 | 19  | 19                               | 20  | 20                 |
| Arm Height          | 24.5  |                    | 24.5  | 24.5                             | 26  |                    |
| RECLINERS:          |   |                    |   |                                  |   |                    |
| Wall Clearance      |   |                    |   |                                  | 10"   | 10"                |
| Footrest            |   |                    |   |                                  |   |                    |
| Fully Reclined      |   |                    |   |                                  | 70"   | 70"                |
| COM YDG (54" Plain) | 9   | 5                  | 7   | 8                                | 9   | 6                  |
| CARTON WEIGHT       | 125   | 100                | 125   | 125                              | 145   | 120                |
| STANDARD TRIM       | Welt  | Welt               | Welt  | Welt                             | Double Needle   | Double Needle      |
| OPTIONAL TRIM       | Nailhead-\$240  | Nailhead-\$240     | Nailhead-\$240  | Nailhead-\$240                   |   |                    |
| STD SEAT CUSHION    | Poly Fiber  | Poly Fiber         | Poly Fiber  | Poly Fiber                       | Poly Fiber  | Poly Fiber         |
| STD BACK CUSHION    | Poly Fiber  | Poly Fiber         | Poly Fiber  | Poly Fiber                       | Poly Fiber  | Poly Fiber         |
| STD D RINGS/SNAPS   |   |                    |   |                                  |   |                    |
| STANDARD FINISH     | Must specify  | Must specify       | Must specify  | Must specify                     | Must specify  | Must specify       |
| STD LEGS/FEET       | Bunn  | Bunn               | Bunn  | Bunn                             | Bunn  | Bunn               |
| WOOD SPECIES        | Maple   | Maple              | Maple   | Maple                            | Maple   | Maple              |
| STANDARD BASE       |   |                    |   |                                  |   |                    |
| STD MECHANISM       | Motor   | Motorized Only     | Motor   | Motor                            | Motor   | Motor              |
| OPT MECHANISM       |   |                    |   |                                  |   |                    |
| SPECIAL NOTES       | Cupholders Std  |                    | Cupholders Std  | Cupholders Std                   | Cupholders Std.   |                    |






|                    |   |   |   |  |   |   |
|--------------------|---|---|---|--|---|---|
|                    |  |  |  |  |  |  |
| STYLE NUMBER:      | 437-1L or - 1R  | 437-1LW or -1RW   | 458   | 462  | 473   | 483   |
| STYLE NAME:        | Reel  | Reel  | Seabreeze   | Jefferson  | Brooks  | Norwich   |
| DESCRIPTION:       | Left or Right Arm Recliner  | Left or Right Arm Wedge Recliner  | Barstool  | Dining Chair   | Ottoman   | Ottoman   |
| LEATHER GRADE:     |   |   |   |  |   |   |
| 1                  | 4790  | 5060  | 1320  | 2760   | 1470  | 1530  |
| 2                  | 5040  | 5330  | 1350  | 2910   | 1550  | 1610  |
| 3                  | 5300  | 5600  | 1380  | 3060   | 1620  | 1680  |
| 4                  | 5550  | 5870  | 1410  | 3210   | 1700  | 1760  |
| 5                  | 5810  | 6140  | 1440  | 3360   | 1770  | 1830  |
| 6                  | 6060  | 6410  | 1470  | 3510   | 1850  | 1910  |
| 7                  | 6320  | 6680  | 1500  | 3660   | 1920  | 1980  |
| 8                  | 6570  | 6950  | 1530  | 3810   | 2000  | 2060  |
| 9                  | 6830  | 7220  | 1560  | 3960   | 2070  | 2130  |
| 10                 | 7080  | 7490  | 1590  | 4110   | 2150  | 2210  |
| COM                | 3350  | 3890  | 1080  | 2090   | 1130  | 1200  |
| FABRIC:            |   |   |   |  |   |   |
| A                  | 3660  | 4260  | 1220  | 2270   | 1230  | 1300  |
| B                  | 3720  | 4320  | 1230  | 2310   | 1250  | 1320  |
| C                  | 3780  | 4380  | 1230  | 2340   | 1270  | 1350  |
| D                  | 3900  | 4510  | 1250  | 2420   | 1320  | 1390  |
| E                  | 4020  | 4640  | 1260  | 2490   | 1370  | 1430  |
| F                  | 4140  | 4760  | 1270  | 2560   | 1420  | 1470  |
| G                  | 4260  | 4890  | 1280  | 2630   | 1470  | 1510  |
| H                  | 4380  | 5010  | 1290  | 2700   | 1510  | 1560  |
| I                  | 4500  | 5140  | 1310  | 2780   | 1560  | 1600  |
| J                  | 4620  | 5270  | 1320  | 2850   | 1610  | 1640  |
| K                  | 4740  | 5390  | 1330  | 2920   | 1660  | 1680  |
| L                  | 4860  | 5520  | 1340  | 2990   | 1710  | 1720  |
| M                  | 4980  | 5640  | 1350  | 3060   | 1750  | 1770  |
| N                  | 5100  | 5770  | 1370  | 3140   | 1800  | 1810  |
| O                  | 5220  | 5900  | 1380  | 3210   | 1850  | 1850  |
| P                  | 5340  | 6020  | 1390  | 3280   | 1900  | 1890  |
| Q                  | 5460  | 6150  | 1400  | 3350   | 1950  | 1930  |
| R                  | 5580  | 6270  | 1410  | 3420   | 1990  | 1980  |
| DIMENSIONS:        |   |   |   |  |   |   |
| Outside Height     | 45  | 45  | 31  | 42   | 19  | 19  |
| Outside Width      | 30  | 43  | 18  | 24   | 31  | 25  |
| Outside Depth      | 42  | 42  | 16  | 30   | 31  | 21  |
| Inside Height      | 25  | 25  |   | 22   |   |   |
| Inside Width       | 23  | 23  |   | 19   |   |   |
| Inside Depth       | 22  | 22  |   | 21   |   |   |
| Seat Height        | 20  | 20  |   | 21   |   |   |
| Arm Height         | 26  | 26  |   | 23   |   |   |
| RECLINERS:         |   |   |   |  |   |   |
| Wall Clearance     | 10"   | 10"   |   |  |   |   |
| Footrest           |   |   |   |  |   |   |
| Fully Reclined     | 70"   | 70"   |   |  |   |   |
| COM YDG (54"Plain) | 7   | 8   | 1   | 4  | 2   | 2   |
| CARTON WEIGHT      | 125   | 135   | 40  | 65   | 45  | 30  |
| STANDARD TRIM      | Double Needle   | Double Needle   | #9 Nailhead   | #9 Nailhead  | Welt  | Welt  |
| OPTIONAL TRIM      |   |   | Welt - \$120  | Welt - \$240   | Nailhead-\$180  | Welt - \$180  |
| STD SEAT CUSHION   | Poly Fiber  | Poly Fiber  | Poly Fiber  | Poly Fiber   | Poly Fiber  | Poly Fiber  |
| STD BACK CUSHION   | Poly Fiber  | Poly Fiber  |   | Poly Fiber   |   |   |
| STD D RINGS/SNAPS  |   |   |   |  |   |   |
| STANDARD FINISH    | Must specify  | Must specify  | Must Specify  | Must specify   | Must specify  | Must specify  |
| STD LEGS/FEET      | Bunn  | Bunn  |   |  | Tapered   |   |
| WOOD SPECIES       | Maple   | Maple   | Ash   | Maple  | Maple   | Maple   |
| STANDARD BASE      |   |   |   |  |   |   |
| STD MECHANISM      | Motor   | Motor   |   |  |   |   |
| OPT MECHANISM      |   |   |   |  |   |   |
| SPECIAL NOTES      | Cupholders Std.   | Cupholders Std.   |   |  |   |   |

|                     |  |  |  |  |  | NO IMAGE AVAILABLE             |
|---------------------|---|---|---|--|---|--------------------------------|
| STYLE NUMBER:       | 484   | 499   | 499-10  | 503  | 508   | 508L                           |
| STYLE NAME:         | Skylar  | Roberto   | Roberto   | Milana   | Lowell  | Lowell                         |
| DESCRIPTION:        | Bench   | Dining Chair  | Armless Dining Chair  | Ottoman  | Swivel Barstool   | Counter Height Swivel Barstool |
| LEATHER GRADE:      |   |   |   |  |   |                                |
| 1                   | 2150  | 2910  | 2420  | 1730   | 3420  | 3330                           |
| 2                   | 2270  | 3060  | 2520  | 1790   | 3470  | 3380                           |
| 3                   | 2390  | 3210  | 2630  | 1850   | 3510  | 3420                           |
| 4                   | 2510  | 3360  | 2730  | 1910   | 3560  | 3470                           |
| 5                   | 2630  | 3510  | 2840  | 1970   | 3600  | 3510                           |
| 6                   | 2750  | 3660  | 2940  | 2030   | 3650  | 3560                           |
| 7                   | 2870  | 3810  | 3050  | 2090   | 3690  | 3600                           |
| 8                   | 2990  | 3960  | 3150  | 2150   | 3740  | 3650                           |
| 9                   | 3110  | 4110  | 3260  | 2210   | 3780  | 3690                           |
| 10                  | 3230  | 4260  | 3360  | 2270   | 3830  | 3740                           |
| COM                 | 1710  | 2220  | 1860  | 1380   | 2850  | 2790                           |
| FABRIC:             |   |   |   |  |   |                                |
| A                   | 1740  | 2460  | 2070  | 1570   | 3250  | 3190                           |
| B                   | 1770  | 2490  | 2100  | 1580   | 3260  | 3200                           |
| C                   | 1800  | 2520  | 2120  | 1590   | 3270  | 3210                           |
| D                   | 1860  | 2590  | 2170  | 1620   | 3300  | 3240                           |
| E                   | 1920  | 2650  | 2220  | 1640   | 3320  | 3260                           |
| F                   | 1980  | 2720  | 2260  | 1670   | 3350  | 3290                           |
| G                   | 2040  | 2790  | 2310  | 1690   | 3370  | 3310                           |
| H                   | 2100  | 2850  | 2360  | 1710   | 3390  | 3330                           |
| I                   | 2160  | 2920  | 2410  | 1740   | 3420  | 3360                           |
| J                   | 2220  | 2980  | 2460  | 1760   | 3440  | 3380                           |
| K                   | 2280  | 3050  | 2500  | 1790   | 3470  | 3410                           |
| L                   | 2340  | 3120  | 2550  | 1810   | 3490  | 3430                           |
| M                   | 2400  | 3180  | 2600  | 1830   | 3510  | 3450                           |
| N                   | 2460  | 3250  | 2650  | 1860   | 3540  | 3480                           |
| O                   | 2520  | 3310  | 2700  | 1880   | 3560  | 3500                           |
| P                   | 2580  | 3380  | 2740  | 1910   | 3590  | 3530                           |
| Q                   | 2640  | 3450  | 2790  | 1930   | 3610  | 3550                           |
| R                   | 2700  | 3510  | 2840  | 1950   | 3630  | 3570                           |
| DIMENSIONS:         |   |   |   |  |   |                                |
| Outside Height      | 19  | 38  | 38  | 21   | 45  | 39                             |
| Outside Width       | 53  | 29  | 29  | 24.5   | 23  | 23                             |
| Outside Depth       | 21  | 31  | 30  | 21   | 24.5  | 24.5                           |
| Inside Height       |   | 18  | 18  |  | 15  | 15                             |
| Inside Width        |   | 19  | 23  |  | 20.5  | 20.5                           |
| Inside Depth        |   | 21  | 21  |  | 19.5  | 19.5                           |
| Seat Height         |   | 20  | 20  |  | 30  | 24                             |
| Arm Height          |   | 25  |   |  | 35  | 29                             |
| RECLINERS:          |   |   |   |  |   |                                |
| Wall Clearance      |   |   |   |  |   |                                |
| Footrest            |   |   |   |  |   |                                |
| Fully Reclined      |   |   |   |  |   |                                |
| COM YDG (54" Plain) | 3.5   | 4   | 3   | 2  | 1.5   | 1.5                            |
| CARTON WEIGHT       | 30  | 55  | 50  | 35   | 45  | 45                             |
| STANDARD TRIM       | Topstitched   | #9 Nailhead   | #9 Nailhead   | Welt   | #9 Nailhead   | #9 Nailhead                    |
| OPTIONAL TRIM       | Welt - \$180  |   |   |  |   |                                |
| STD SEAT CUSHION    | Poly Fiber  | Poly Fiber  | Poly Fiber  | Poly Fiber   | Poly Fiber  | Poly Fiber                     |
| STD BACK CUSHION    |   | Poly Fiber  | Poly Fiber  |  | Poly Fiber  | Poly Fiber                     |
| STD D RINGS/SNAPS   |   |   |   |  |   |                                |
| STANDARD FINISH     | Must specify  | Must specify  | Must specify  | Must specify   | Must specify  | Must specify                   |
| STD LEGS/FEET       |   |   |   |  |   |                                |
| WOOD SPECIES        | Maple   | Maple   | Maple   | Maple  | Maple   | Maple                          |
| STANDARD BASE       |   |   |   |  |   |                                |
| STD MECHANISM       |   |   |   |  | Swivel  | Swivel                         |
| OPT MECHANISM       | Button tuft std.  |   |   |  | Antique brass or brushed steel  | Antique brass or brushed steel |
| SPECIAL NOTES       | (6 rows of 3 buttons)   |   |   |  | kickplate std- must specify   | kickplate std- must specify    |







|                     |  |  |   |  |   |   |
|---------------------|--|--|---|--|---|---|
|                     |  | NO IMAGE AVAILABLE   |  | NO IMAGE AVAILABLE   |  |  |
| STYLE NUMBER:       | 508-10   | 508L-10  | 508R  | 508RL  | 513   | 513-30C   |
| STYLE NAME:         | Lowell   | Lowell   | Lowell  | Lowell   | Poppy   | Poppy   |
| DESCRIPTION:        | Armless Swivel Barstool  | Counter Height Armless Swivel Barstool                     | Round Backless Swivel Barstool  | Counter Height Round Backless Swivel Barstool              | Ottoman   | Ottoman (w/Casters)   |
| LEATHER GRADE:      |  |  |   |  |   |   |
| 1                   | 3110   | 3050   | 2400  | 2340   | 1010  | 1400  |
| 2                   | 3150   | 3090   | 2430  | 2370   | 1070  | 1500  |
| 3                   | 3200   | 3140   | 2460  | 2400   | 1130  | 1610  |
| 4                   | 3240   | 3180   | 2490  | 2430   | 1190  | 1710  |
| 5                   | 3290   | 3230   | 2520  | 2460   | 1250  | 1820  |
| 6                   | 3330   | 3270   | 2550  | 2490   | 1310  | 1920  |
| 7                   | 3380   | 3320   | 2580  | 2520   | 1370  | 2030  |
| 8                   | 3420   | 3360   | 2610  | 2550   | 1430  | 2130  |
| 9                   | 3470   | 3410   | 2640  | 2580   | 1490  | 2240  |
| 10                  | 3510   | 3450   | 2670  | 2610   | 1550  | 2340  |
| COM                 | 2580   | 2540   | 2000  | 1970   | 740   | 990   |
| FABRIC:             |  |  |   |  |   |   |
| A                   | 2950   | 2910   | 2280  | 2250   | 820   | 1090  |
| B                   | 2970   | 2920   | 2290  | 2260   | 840   | 1120  |
| C                   | 2980   | 2930   | 2300  | 2270   | 850   | 1140  |
| D                   | 3000   | 2960   | 2320  | 2290   | 870   | 1190  |
| E                   | 3030   | 2980   | 2340  | 2310   | 900   | 1240  |
| F                   | 3050   | 3000   | 2350  | 2320   | 920   | 1290  |
| G                   | 3070   | 3030   | 2370  | 2340   | 940   | 1330  |
| H                   | 3100   | 3050   | 2390  | 2360   | 970   | 1380  |
| I                   | 3120   | 3080   | 2410  | 2380   | 990   | 1430  |
| J                   | 3150   | 3100   | 2430  | 2400   | 1020  | 1480  |
| K                   | 3170   | 3120   | 2440  | 2410   | 1040  | 1530  |
| L                   | 3190   | 3150   | 2460  | 2430   | 1060  | 1570  |
| M                   | 3220   | 3170   | 2480  | 2450   | 1090  | 1620  |
| N                   | 3240   | 3200   | 2500  | 2470   | 1110  | 1670  |
| O                   | 3270   | 3220   | 2520  | 2490   | 1140  | 1720  |
| P                   | 3290   | 3240   | 2530  | 2500   | 1160  | 1770  |
| Q                   | 3310   | 3270   | 2550  | 2520   | 1180  | 1810  |
| R                   | 3340   | 3290   | 2570  | 2540   | 1210  | 1860  |
| DIMENSIONS:         |  |  |   |  |   |   |
| Outside Height      | 45   | 39   | 30  | 24   | 19  | 19  |
| Outside Width       | 22   | 22   | 22  | 22   | 19  | 30  |
| Outside Depth       | 24.5   | 24.5   | 22  | 22   | 19  | 30  |
| Inside Height       | 15   | 15   |   |  |   |   |
| Inside Width        | 22   | 20.5   |   |  |   |   |
| Inside Depth        | 19.5   | 19.5   |   |  |   |   |
| Seat Height         | 30   | 24   |   |  |   |   |
| Arm Height          |  |  |   |  |   |   |
| RECLINERS:          |  |  |   |  |   |   |
| Wall Clearance      |  |  |   |  |   |   |
| Footrest            |  |  |   |  |   |   |
| Fully Reclined      |  |  |   |  |   |   |
| COM YDG (54" Plain) | 1.5  | 1.5  | 1   | 1  | 1.5   | 3   |
| CARTON WEIGHT       | 45   | 45   | 45  | 45   | 20  | 30  |
| STANDARD TRIM       | #9 Nailhead  | #9 Nailhead  | #9 Nailhead   | #9 Nailhead  | Welt  | Welt  |
| OPTIONAL TRIM       |  |  |   |  |   |   |
| STD SEAT CUSHION    | Poly Fiber   | Poly Fiber   | Poly Fiber  | Poly Fiber   | Poly Fiber  | Poly Fiber  |
| STD BACK CUSHION    | Poly Fiber   | Poly Fiber   |   |  |   |   |
| STD D RINGS/SNAPS   |  |  |   |  |   |   |
| STANDARD FINISH     | Must specify   | Must specify   | Must specify  | Must specify   | N/A   | N/A   |
| STD LEGS/FEET       |  |  |   |  |   | Recessed Casters  |
| WOOD SPECIES        | Maple  | Maple  | Maple   | Maple  |   |   |
| STANDARD BASE       |  |  |   |  |   |   |
| STD MECHANISM       | Swivel   | Swivel   | Swivel  | Swivel   |   |   |
| OPT MECHANISM       | Antique brass or brushed steel kickplate std- must specify                       | Antique brass or brushed steel kickplate std- must specify | Antique brass or brushed steel kickplate std- must specify                        | Antique brass or brushed steel kickplate std- must specify |   |   |
| SPECIAL NOTES       |  |  |   |  |   |   |







|                     |  | NO IMAGE AVAILABLE             | NO IMAGE AVAILABLE             | NO IMAGE AVAILABLE                            |  | NO IMAGE AVAILABLE  |
|---------------------|---|--------------------------------|--------------------------------|---|---|---------------------|
| STYLE NUMBER:       | 518   | 518L                           | 518R                           | 518RL   | 523   | 524                 |
| STYLE NAME:         | Jasper  | Jasper                         | Jasper                         | Jasper  | Portia  | Portia              |
| DESCRIPTION:        | Swivel Barstool   | Counter Height Swivel Barstool | Round Backless Swivel Barstool | Counter Height Round Backless Swivel Barstool | Small Round Ottoman   | Large Round Ottoman |
| LEATHER GRADE:      |   |                                |                                |   |   |                     |
| 1                   | 2180  | 2120                           | 1470                           | 1440  | 1080  | 1940                |
| 2                   | 2220  | 2160                           | 1500                           | 1470  | 1130  | 2070                |
| 3                   | 2270  | 2210                           | 1530                           | 1500  | 1170  | 2210                |
| 4                   | 2310  | 2250                           | 1560                           | 1530  | 1220  | 2340                |
| 5                   | 2360  | 2300                           | 1590                           | 1560  | 1260  | 2480                |
| 6                   | 2400  | 2340                           | 1620                           | 1590  | 1310  | 2610                |
| 7                   | 2450  | 2390                           | 1650                           | 1620  | 1350  | 2750                |
| 8                   | 2490  | 2430                           | 1680                           | 1650  | 1400  | 2880                |
| 9                   | 2540  | 2480                           | 1710                           | 1680  | 1440  | 3020                |
| 10                  | 2580  | 2520                           | 1740                           | 1710  | 1490  | 3150                |
| COM                 | 1770  | 1710                           | 1200                           | 1190  | 840   | 1380                |
| FABRIC:             |   |                                |                                |   |   |                     |
| A                   | 2000  | 1950                           | 1390                           | 1360  | 950   | 1470                |
| B                   | 2010  | 1960                           | 1390                           | 1370  | 960   | 1510                |
| C                   | 2030  | 1980                           | 1400                           | 1380  | 980   | 1540                |
| D                   | 2060  | 2000                           | 1410                           | 1400  | 1000  | 1610                |
| E                   | 2090  | 2020                           | 1420                           | 1410  | 1020  | 1670                |
| F                   | 2120  | 2050                           | 1440                           | 1430  | 1050  | 1740                |
| G                   | 2150  | 2070                           | 1450                           | 1450  | 1070  | 1800                |
| H                   | 2180  | 2100                           | 1460                           | 1470  | 1100  | 1870                |
| I                   | 2210  | 2120                           | 1470                           | 1490  | 1120  | 1940                |
| J                   | 2240  | 2140                           | 1480                           | 1500  | 1140  | 2000                |
| K                   | 2270  | 2170                           | 1500                           | 1520  | 1170  | 2070                |
| L                   | 2300  | 2190                           | 1510                           | 1540  | 1190  | 2130                |
| M                   | 2330  | 2220                           | 1520                           | 1560  | 1220  | 2200                |
| N                   | 2360  | 2240                           | 1530                           | 1580  | 1240  | 2270                |
| O                   | 2390  | 2260                           | 1540                           | 1590  | 1260  | 2330                |
| P                   | 2420  | 2290                           | 1560                           | 1610  | 1290  | 2400                |
| Q                   | 2450  | 2310                           | 1570                           | 1630  | 1310  | 2460                |
| R                   | 2480  | 2340                           | 1580                           | 1650  | 1340  | 2530                |
| DIMENSIONS:         |   |                                |                                |   |   |                     |
| Outside Height      | 43  | 37                             | 30                             | 24  | 18  | 17                  |
| Outside Width       | 24  | 24                             | 24                             | 24  | 22  | 42                  |
| Outside Depth       | 27  | 27                             | 27                             | 27  | 22  | 42                  |
| Inside Height       | 10  | 10                             |                                |   |   |                     |
| Inside Width        | 20  | 20                             |                                |   |   |                     |
| Inside Depth        | 21  | 21                             |                                |   |   |                     |
| Seat Height         | 30  | 24                             |                                |   |   |                     |
| Arm Height          |   |                                |                                |   |   |                     |
| RECLINERS:          |   |                                |                                |   |   |                     |
| Wall Clearance      |   |                                |                                |   |   |                     |
| Footrest            |   |                                |                                |   |   |                     |
| Fully Reclined      |   |                                |                                |   |   |                     |
| COM YDG (54" Plain) | 1.5   | 1.5                            | 1                              | 1   | 1.5   | 3.5                 |
| CARTON WEIGHT       | 50  | 50                             | 50                             | 50  | 30  | 40                  |
| STANDARD TRIM       | Top Stitch  | Top Stitch                     | Top Stitch                     | Top Stitch                                    | #9&#54 Nailhead   | #9&#54 Nailhead     |
| OPTIONAL TRIM       |   |                                |                                |   |   |                     |
| STD SEAT CUSHION    | Poly Fiber  | Poly Fiber                     | Poly Fiber                     | Poly Fiber                                    | Poly Fiber  | Poly Fiber          |
| STD BACK CUSHION    | Poly Fiber  | Poly Fiber                     |                                |   |   |                     |
| STD D RINGS/SNAPS   |   |                                |                                |   |   |                     |
| STANDARD FINISH     | Must specify  | Must specify                   | Must specify                   | Must specify                                  | N/A   | N/A                 |
| STD LEGS/FEET       | Metal   | Metal                          | Metal                          | Metal   | Glides  | Glides              |
| WOOD SPECIES        | N/A   | N/A                            | N/A                            | N/A   | N/A   | N/A                 |
| STANDARD BASE       |   |                                |                                |   |   |                     |
| STD MECHANISM       | Memory Swivel   | Memory Swivel                  | Memory Swivel                  | Memory Swivel                                 |   |                     |
| OPT MECHANISM       | Must specify Cardinal   | Must specify Cardinal          | Must specify Cardinal          | Must specify Cardinal                         |   |                     |
| SPECIAL NOTES       | Powdercoat finish   | Powdercoat finish              | Powdercoat finish              | Powdercoat finish                             |   |                     |







|                    |   |   |   |  |   |   |
|--------------------|---|---|---|--|---|---|
|                    |  | SEE PAGE 34<br>FOR DETAILS<br>AND IMAGES  | SEE PAGE 34<br>FOR DETAILS<br>AND IMAGES  |  | SEE PAGE 34<br>FOR DETAILS<br>AND IMAGES  | SEE PAGE 31-33<br>FOR DETAILS<br>AND IMAGES |
| STYLE NUMBER:      | 528   | 530 Series                                | 532 Series                                | 533  | 535 Series                                | 537 Series                                  |
| STYLE NAME:        | Jasper  | Oasis                                     | Oasis                                     | Feng   | Oasis                                     | Oasis                                       |
| DESCRIPTION:       | Low Back Barstool   | Reclining Sofa<br>Series                  | Reclining Chair<br>Series                 | Ottoman  | Reclining Loveseat<br>Series              | Recliner Program                            |
| LEATHER GRADE:     |   |   |   |  |   |   |
| 1                  | 1850  | 15150                                     | 7790                                      | 1440   | 13950                                     | 5760  |
| 2                  | 1890  | 15900                                     | 8120                                      | 1500   | 14490                                     | 6050  |
| 3                  | 1940  | 16650                                     | 8450                                      | 1560   | 15030                                     | 6330  |
| 4                  | 1980  | 17400                                     | 8780                                      | 1620   | 15570                                     | 6620  |
| 5                  | 2030  | 18150                                     | 9110                                      | 1680   | 16110                                     | 6900  |
| 6                  | 2070  | 18900                                     | 9440                                      | 1740   | 16650                                     | 7190  |
| 7                  | 2120  | 19650                                     | 9770                                      | 1800   | 17190                                     | 7470  |
| 8                  | 2160  | 20400                                     | 10100                                     | 1860   | 17730                                     | 7760  |
| 9                  | 2210  | 21150                                     | 10430                                     | 1920   | 18270                                     | 8040  |
| 10                 | 2250  | 21900                                     | 10760                                     | 1980   | 18810                                     | 8330  |
| COM                | 1470  | 11340                                     | 5940                                      | 1110   | 10290                                     | 4310  |
| FABRIC:            |   |   |   |  |   |   |
| A                  | 1670  | 12620                                     | 6350                                      | 1260   | 11570                                     | 4770  |
| B                  | 1680  | 12780                                     | 6510                                      | 1280   | 11730                                     | 4840  |
| C                  | 1690  | 12950                                     | 6670                                      | 1290   | 11900                                     | 4910  |
| D                  | 1720  | 13280                                     | 6990                                      | 1320   | 12230                                     | 5050  |
| E                  | 1740  | 13610                                     | 7320                                      | 1350   | 12560                                     | 5190  |
| F                  | 1770  | 13940                                     | 7640                                      | 1380   | 12890                                     | 5330  |
| G                  | 1790  | 14270                                     | 7970                                      | 1410   | 13220                                     | 5460  |
| H                  | 1810  | 14600                                     | 8290                                      | 1440   | 13550                                     | 5600  |
| I                  | 1840  | 14930                                     | 8610                                      | 1470   | 13880                                     | 5740  |
| J                  | 1860  | 15260                                     | 8940                                      | 1500   | 14210                                     | 5880  |
| K                  | 1890  | 15590                                     | 9260                                      | 1530   | 14540                                     | 6020  |
| L                  | 1910  | 15920                                     | 9590                                      | 1560   | 14870                                     | 6150  |
| M                  | 1930  | 16250                                     | 9910                                      | 1590   | 15200                                     | 6290  |
| N                  | 1960  | 16580                                     | 10230                                     | 1620   | 15530                                     | 6430  |
| O                  | 1980  | 16910                                     | 10560                                     | 1650   | 15860                                     | 6570  |
| P                  | 2010  | 17240                                     | 10880                                     | 1680   | 16190                                     | 6710  |
| Q                  | 2030  | 17570                                     | 11210                                     | 1710   | 16520                                     | 6840  |
| R                  | 2050  | 17900                                     | 11530                                     | 1740   | 16850                                     | 6980  |
| DIMENSIONS:        |   |   |   |  |   |   |
| Outside Height     | 37.5  | Dimensions<br>will vary for<br>each style | Dimensions<br>will vary for<br>each style | 18.5   | Dimensions<br>will vary for<br>each style | Dimensions<br>will vary for<br>each style   |
| Outside Width      | 24  |   |   | 24.5   |   |   |
| Outside Depth      | 24  |   |   | 24.5   |   |   |
| Inside Height      |   |   |   |  |   |   |
| Inside Width       | 19  |   |   |  |   |   |
| Inside Depth       | 21.5  |   |   |  |   |   |
| Seat Height        | 30  |   |   |  |   |   |
| Arm Height         |   |   |   |  |   |   |
| RECLINERS:         |   |   |   |  |   |   |
| Wall Clearance     |   |   |   |  |   |   |
| Footrest           |   |   |   |  |   |   |
| Fully Reclined     |   |   |   |  |   |   |
| COM YDG (54"Plain) | 1.5   | 20  | 12  | 2  | 16  | 6.5   |
| CARTON WEIGHT      | 45  | 250                                       | 150                                       | 30   | 175                                       | 150   |
| STANDARD TRIM      | Top Stitch  | Trim varies for<br>each style             | Trim varies for<br>each style             | #54 Nailhead   | Trim varies for<br>each style             | Trim varies for<br>each style               |
| OPTIONAL TRIM      | Welt - \$240  |   |   |  |   |   |
| STD SEAT CUSHION   | Poly Fiber  | Poly Fiber                                | Poly Fiber                                | Poly Fiber   | Poly Fiber                                | Blend Down                                  |
| STD BACK CUSHION   | Poly Fiber  | Poly Fiber                                | Poly Fiber                                |  | Poly Fiber                                | Poly Fiber                                  |
| STD D RINGS/SNAPS  |   |   |   |  |   | Opt.Chaise Pad-\$375                        |
| STANDARD FINISH    | Must specify  | Must specify                              | Must specify                              | N/A  | Must specify                              | Must specify                                |
| STD LEGS/FEET      | Metal   |   |   | Black Stob Feet  |   | Opt. Metal Legs-\$405                       |
| WOOD SPECIES       | N/A   | Maple                                     | Maple                                     | N/A  | Maple                                     | Maple                                       |
| STANDARD BASE      |   |   |   |  |   |   |
| STD MECHANISM      |   | Motor & Articulating<br>Headrest          | Motor & Articulating<br>Headrest          |  | Motor & Articulating<br>Headrest          | Push Back                                   |
| OPT MECHANISM      | Must specify Cardinal   |   |   |  |   | Motor & Articulating<br>Headrest - \$975    |
| SPECIAL NOTES      | Powdercoat finish   |   |   |  |   |   |




|                    |   |   |   |  |                      |   |
|--------------------|---|---|---|--|----------------------|---|
|                    |  |  |  |  | NO IMAGE AVAILABLE   |  |
| STYLE NUMBER:      | 538   | 553   | 553-18  | 569  | 569-10               | 573   |
| STYLE NAME:        | Cosmo   | Neon  | Neon  | Davina   | Davina               | Windsor   |
| DESCRIPTION:       | Barstool  | Ottoman   | Ottoman   | Dining Chair   | Armless Dining Chair | Ottoman   |
| LEATHER GRADE:     |   |   |   |  |                      |   |
| 1                  | 1500  | 1730  | 1640  | 2250   | 2090                 | 1190  |
| 2                  | 1530  | 1800  | 1710  | 2370   | 2210                 | 1230  |
| 3                  | 1560  | 1880  | 1790  | 2490   | 2330                 | 1280  |
| 4                  | 1590  | 1950  | 1860  | 2610   | 2450                 | 1320  |
| 5                  | 1620  | 2030  | 1940  | 2730   | 2570                 | 1370  |
| 6                  | 1650  | 2100  | 2010  | 2850   | 2690                 | 1410  |
| 7                  | 1680  | 2180  | 2090  | 2970   | 2810                 | 1460  |
| 8                  | 1710  | 2250  | 2160  | 3090   | 2930                 | 1500  |
| 9                  | 1740  | 2330  | 2240  | 3210   | 3050                 | 1550  |
| 10                 | 1770  | 2400  | 2310  | 3330   | 3170                 | 1590  |
| COM                | 1250  | 1340  | 1280  | 1730   | 1590                 | 930   |
| FABRIC:            |   |   |   |  |                      |   |
| A                  | 1420  | 1490  | 1430  | 1920   | 1730                 | 1050  |
| B                  | 1430  | 1510  | 1440  | 1950   | 1760                 | 1060  |
| C                  | 1440  | 1520  | 1460  | 1970   | 1790                 | 1070  |
| D                  | 1450  | 1550  | 1490  | 2020   | 1850                 | 1090  |
| E                  | 1460  | 1580  | 1520  | 2070   | 1910                 | 1110  |
| F                  | 1470  | 1610  | 1550  | 2110   | 1970                 | 1120  |
| G                  | 1480  | 1640  | 1580  | 2160   | 2030                 | 1140  |
| H                  | 1500  | 1670  | 1610  | 2210   | 2090                 | 1160  |
| I                  | 1510  | 1700  | 1640  | 2260   | 2150                 | 1180  |
| J                  | 1520  | 1730  | 1670  | 2310   | 2210                 | 1200  |
| K                  | 1530  | 1760  | 1700  | 2350   | 2270                 | 1210  |
| L                  | 1540  | 1790  | 1730  | 2400   | 2330                 | 1230  |
| M                  | 1560  | 1820  | 1760  | 2450   | 2390                 | 1250  |
| N                  | 1570  | 1850  | 1790  | 2500   | 2450                 | 1270  |
| O                  | 1580  | 1880  | 1820  | 2550   | 2510                 | 1290  |
| P                  | 1590  | 1910  | 1850  | 2590   | 2570                 | 1300  |
| Q                  | 1600  | 1940  | 1880  | 2640   | 2630                 | 1320  |
| R                  | 1620  | 1970  | 1910  | 2690   | 2690                 | 1340  |
| DIMENSIONS:        |   |   |   |  |                      |   |
| Outside Height     | 31  | 18  | 19  | 40   | 40                   | 20  |
| Outside Width      | 19  | 28  | 18  | 24   | 22                   | 19.5  |
| Outside Depth      | 17  | 16  | 18  | 28.5   | 28.5                 | 19.5  |
| Inside Height      |   |   |   | 19   | 19                   |   |
| Inside Width       |   |   |   | 22   | 22                   |   |
| Inside Depth       |   |   |   | 19   | 19                   |   |
| Seat Height        |   |   |   | 21   | 21                   |   |
| Arm Height         |   |   |   | 24   |                      |   |
| RECLINERS:         |   |   |   |  |                      |   |
| Wall Clearance     |   |   |   |  |                      |   |
| Footrest           |   |   |   |  |                      |   |
| Fully Reclined     |   |   |   |  |                      |   |
| COM YDG (54"Plain) | 1   | 2   | 1.5   | 3  | 3                    | 1.25  |
| CARTON WEIGHT      | 40  | 45  | 40  | 50   | 50                   | 45  |
| STANDARD TRIM      | Welt  | Topstitch   | Topstitch   | Welt   | Welt                 | N/A   |
| OPTIONAL TRIM      |   |   |   |  |                      | Nails or Welt-\$180   |
| STD SEAT CUSHION   | Poly Fiber  | Poly Fiber  | Poly Fiber  | Poly Fiber   | Poly Fiber           | Poly Fiber  |
| STD BACK CUSHION   |   |   |   | Poly Fiber   | Poly Fiber           |   |
| STD D RINGS/SNAPS  |   |   |   |  |                      |   |
| STANDARD FINISH    | N/A   | Must specify Cardinal Powdercoat finish   | N/A   | Must specify   | Must specify         | Must specify  |
| STD LEGS/FEET      | Metal   |   |   |  |                      |   |
| WOOD SPECIES       | N/A   |   |   | Maple  | Maple                | Maple   |
| STANDARD BASE      |   | Metal base  | Metal Base  |  |                      |   |
| STD MECHANISM      |   |   |   |  |                      |   |
| OPT MECHANISM      | Must specify Cardinal Powdercoat Finish   |   | Must Specify Cardinal Powdercoat Finish   |  |                      |   |
| SPECIAL NOTES      |   | Opt. Wood Base  |   |  |                      |   |













|                     |   |   |   |  |   |   |
|---------------------|---|---|---|--|---|---|
|                     |  |  |  |  |  |  |
| STYLE NUMBER:       | 573PB   | 584   | 584JB   | 584-36   | 588   | 604-ST  |
| STYLE NAME:         | Windsor   | Brigham   | Sensation   | Brigham  | Hank  | Wallace   |
| DESCRIPTION:        | Ottoman w/ Plinth Base  | Ottoman   | Ottoman   | 36" Ottoman  | Barstool  | Storage Ottoman   |
| LEATHER GRADE:      |   |   |   |  |   |   |
| 1                   | 1230  | 2660  | 2850  | 3000   | 2690  | 2820  |
| 2                   | 1280  | 2730  | 2940  | 3120   | 2790  | 2940  |
| 3                   | 1320  | 2810  | 3030  | 3240   | 2900  | 3060  |
| 4                   | 1370  | 2880  | 3120  | 3360   | 3000  | 3180  |
| 5                   | 1410  | 2960  | 3210  | 3480   | 3110  | 3300  |
| 6                   | 1460  | 3030  | 3300  | 3600   | 3210  | 3420  |
| 7                   | 1500  | 3110  | 3390  | 3720   | 3320  | 3540  |
| 8                   | 1550  | 3180  | 3480  | 3840   | 3420  | 3660  |
| 9                   | 1590  | 3260  | 3570  | 3960   | 3530  | 3780  |
| 10                  | 1640  | 3330  | 3660  | 4080   | 3630  | 3900  |
| COM                 | 960   | 2130  | 2300  | 2360   | 2100  | 2160  |
| FABRIC:             |   |   |   |  |   |   |
| A                   | 1090  | 2420  | 2560  | 2630   | 2370  | 2390  |
| B                   | 1100  | 2440  | 2580  | 2660   | 2390  | 2420  |
| C                   | 1110  | 2460  | 2600  | 2680   | 2410  | 2450  |
| D                   | 1120  | 2490  | 2640  | 2740   | 2460  | 2510  |
| E                   | 1140  | 2530  | 2680  | 2790   | 2510  | 2570  |
| F                   | 1160  | 2560  | 2730  | 2850   | 2560  | 2630  |
| G                   | 1180  | 2600  | 2770  | 2900   | 2610  | 2690  |
| H                   | 1200  | 2640  | 2810  | 2950   | 2650  | 2750  |
| I                   | 1210  | 2670  | 2850  | 3010   | 2700  | 2810  |
| J                   | 1230  | 2710  | 2890  | 3060   | 2750  | 2870  |
| K                   | 1250  | 2740  | 2940  | 3120   | 2800  | 2930  |
| L                   | 1270  | 2780  | 2980  | 3170   | 2850  | 2990  |
| M                   | 1290  | 2820  | 3020  | 3220   | 2890  | 3050  |
| N                   | 1300  | 2850  | 3060  | 3280   | 2940  | 3110  |
| O                   | 1320  | 2890  | 3100  | 3330   | 2990  | 3170  |
| P                   | 1340  | 2920  | 3150  | 3390   | 3040  | 3230  |
| Q                   | 1360  | 2960  | 3190  | 3440   | 3090  | 3290  |
| R                   | 1380  | 3000  | 3230  | 3490   | 3130  | 3350  |
| DIMENSIONS:         |   |   |   |  |   |   |
| Outside Height      | 20  | 16  | 16  | 16   | 38.5  | 21  |
| Outside Width       | 19.5  | 30.5  | 30.5  | 36   | 25  | 36  |
| Outside Depth       | 19.5  | 30.5  | 30.5  | 36   | 22  | 24  |
| Inside Height       |   |   |   |  | 6.5   |   |
| Inside Width        |   |   |   |  | 16  |   |
| Inside Depth        |   |   |   |  | 17  |   |
| Seat Height         |   |   |   |  | 32.5  |   |
| Arm Height          |   |   |   |  |   |   |
| RECLINERS:          |   |   |   |  |   |   |
| Wall Clearance      |   |   |   |  |   |   |
| Footrest            |   |   |   |  |   |   |
| Fully Reclined      |   |   |   |  |   |   |
| COM YDG (54" Plain) | 1.25  | 2   | 2   | 3  | 3   | 4   |
| CARTON WEIGHT       | 45  | 50  | 50  | 60   | 45  | 75  |
| STANDARD TRIM       | N/A   | #9 Nailhead   | #9 Nailhead   | #9 Nailhead  | Top Stitch  | Welt & Dbl Needle   |
| OPTIONAL TRIM       | Nails or Welt-\$180   |   |   |  |   | Nails - \$180   |
| STD SEAT CUSHION    | Poly Fiber  | Poly Fiber  | Poly Fiber  | Poly Fiber   | Poly Fiber  | Poly Fiber  |
| STD BACK CUSHION    |   |   |   |  | Poly Fiber  |   |
| STD D RINGS/SNAPS   |   |   |   |  |   |   |
| STANDARD FINISH     | Must specify  | Must specify  | Must specify  | Must specify   | Must Specify  | Must specify  |
| STD LEGS/FEET       | Plinth Base   |   |   |  | Metal   |   |
| WOOD SPECIES        | Maple   | Maple   | Maple   | Maple  | N/A   | Maple   |
| STANDARD BASE       |   |   |   |  |   |   |
| STD MECHANISM       |   |   |   |  |   |   |
| OPT MECHANISM       |   |   |   |  | Must specify Cardinal   |   |
| SPECIAL NOTES       |   |   |   |  | Powdercoat Finish   | Std w/ brass handles  |




|                    |  |  |  |  |  |  |
|--------------------|---|---|---|--|---|--|
| STYLE NUMBER:      | 613-25  | 623-18  | 623-38  | 633-18   | 663-15  | 693-27   |
| STYLE NAME:        | Cambridge   | Curtis  | Curtis  | Senator  | Chandler  | Wiggins  |
| DESCRIPTION:       | High Back Tilt Swivel Chair   | Tilt Swivel Chair   | Tilt Swivel Chair   | High Back Tilt Swivel Chair  | Executive Tilt Swivel Chair   | Executive Tilt Swivel Chair  |
| LEATHER GRADE:     | (Tight seat, bustle back)   | (Loose cush, tufted back)   | (Tufted seat, tufted back)  | (Loose cush, tufted back)  | Attached seat, att.pillow back  | Tight seat, Tight back   |
| 1                  | 4770  | 4430  | 4340  | 3890   | 4880  | 3720   |
| 2                  | 5000  | 4610  | 4520  | 4070   | 5150  | 3830   |
| 3                  | 5220  | 4790  | 4700  | 4250   | 5420  | 3930   |
| 4                  | 5450  | 4970  | 4880  | 4430   | 5690  | 4040   |
| 5                  | 5670  | 5150  | 5060  | 4610   | 5960  | 4140   |
| 6                  | 5900  | 5330  | 5240  | 4790   | 6230  | 4250   |
| 7                  | 6120  | 5510  | 5420  | 4970   | 6500  | 4350   |
| 8                  | 6350  | 5690  | 5600  | 5150   | 6770  | 4460   |
| 9                  | 6570  | 5870  | 5780  | 5330   | 7040  | 4560   |
| 10                 | 6800  | 6050  | 5960  | 5510   | 7310  | 4670   |
| COM                | 3740  | 3480  | 3380  | 3020   | 3720  | 3000   |
| FABRIC:            |   |   |   |  |   |  |
| A                  | 4090  | 3870  | 3750  | 3350   | 4020  | 3400   |
| B                  | 4150  | 3910  | 3800  | 3390   | 4100  | 3430   |
| C                  | 4210  | 3960  | 3840  | 3440   | 4170  | 3450   |
| D                  | 4330  | 4050  | 3930  | 3530   | 4320  | 3500   |
| E                  | 4450  | 4140  | 4020  | 3620   | 4470  | 3550   |
| F                  | 4570  | 4230  | 4110  | 3710   | 4620  | 3600   |
| G                  | 4690  | 4320  | 4200  | 3800   | 4770  | 3640   |
| H                  | 4810  | 4410  | 4290  | 3890   | 4920  | 3690   |
| I                  | 4930  | 4500  | 4380  | 3980   | 5070  | 3740   |
| J                  | 5050  | 4590  | 4470  | 4070   | 5220  | 3790   |
| K                  | 5170  | 4680  | 4560  | 4160   | 5370  | 3840   |
| L                  | 5290  | 4770  | 4650  | 4250   | 5520  | 3880   |
| M                  | 5410  | 4860  | 4740  | 4340   | 5670  | 3930   |
| N                  | 5530  | 4950  | 4830  | 4430   | 5820  | 3980   |
| O                  | 5650  | 5040  | 4920  | 4520   | 5970  | 4030   |
| P                  | 5770  | 5130  | 5010  | 4610   | 6120  | 4080   |
| Q                  | 5890  | 5220  | 5100  | 4700   | 6270  | 4120   |
| R                  | 6010  | 5310  | 5190  | 4790   | 6420  | 4170   |
| DIMENSIONS:        |   |   |   |  |   |  |
| Outside Height     | 45-48   | 43-46   | 43-46   | 42-45  | 47-50   | 39   |
| Outside Width      | 31  | 31  | 31  | 29   | 32  | 26   |
| Outside Depth      | 34  | 30  | 30  | 32   | 36  | 30   |
| Inside Height      | 27  | 23  | 23  | 26   | 25  | 18   |
| Inside Width       | 20  | 20  | 20  | 19   | 23  | 21   |
| Inside Depth       | 16  | 20  | 20  | 20   | 21  | 21   |
| Seat Height        | 20-23   | 19-22   | 19-22   | 19-22  | 22-25   | 19-22  |
| Arm Height         | 26-29   | 26-29   | 26-29   | 25-28  | 27-30   | 26   |
| RECLINERS:         |   |   |   |  |   |  |
| Wall Clearance     |   |   |   |  |   |  |
| Footrest           |   |   |   |  |   |  |
| Fully Reclined     |   |   |   |  |   |  |
| COM YDG (54"Plain) | 7   | 6   | 5.5   | 5.5  | 8   | 3  |
| CARTON WEIGHT      | 100   | 85  | 85  | 85   | 100   | 65   |
| STANDARD TRIM      | #9 Nailhead   | #9 Nailhead   | #9 Nailhead   | #9 Nailhead  | #9 Nailhead   | #9 Nailhead  |
| OPTIONAL TRIM      | Welt - \$240  | Welt - \$240  | Welt - \$240  | Welt - \$240   | Welt - \$240  |  |
| STD SEAT CUSHION   | Poly Fiber  | Poly Fiber  | Poly Fiber  | Poly Fiber   | Poly Fiber  | Poly Fiber   |
| STD BACK CUSHION   | Premium Fiber   | Poly  | Poly  | Poly   | Premium Fiber   | Poly   |
| STD D RINGS/SNAPS  |   |   |   |  |   |  |
| STANDARD FINISH    | Must specify  | Must specify  | Must specify  | Must specify   | Must specify  | Must specify   |
| STD LEGS/FEET      |   |   |   |  |   |  |
| WOOD SPECIES       | Maple   | Maple   | Maple   | Cherry   | Maple   | Beechwood  |
| STANDARD BASE      | 55L-5 'O' Casters   | 55L-5 'O' Casters   | 55L-5 'O' Casters   | 85C-Q 'O' Casters  | 55L-5 'O' Casters   |  |
| STD MECHANISM      | 475 Tilt Swivel-21.5"   | 475 Tilt Swivel-18.5"   | 475 Tilt Swivel-18.5"   | 475 Tilt Swivel-18.5"  | 475 Tilt Swivel-21.5"   | 475 Tilt Swivel-19.5"  |
| OPT MECHANISM      | All   | All   | All   | All  |   |  |
| SPECIAL NOTES      |   | No gas available  | No gas available  |  |   | cannot change base   |





|                     |   |   |   |   |   |   |
|---------------------|---|---|---|---|---|---|
|                     |  |  |  |  |  |  |
| STYLE NUMBER:       | 703-27  | 703-38  | 736-27  | 742-38  | 752   | 763-18HR  |
| STYLE NAME:         | Guerin  | Guerin  | Cagney  | Charleston  | Porter  | Judge's   |
| DESCRIPTION:        | Tilt Swivel Chair   | Tilt Swivel Chair   | Accent Chair  | Tilt Swivel Chair   | Tilt Swivel Chair   | Judges Tilt Swivel Chair<br>(Loose cushion, Tufted back<br>w/ headrest)             |
| LEATHER GRADE:      | Tight seat, Tight back  | Tufted seat, Tufted back  |   | Tufted seat, Tufted back  |   |   |
| 1                   | 3170  | 3680  | 1680  | 3600  | 3270  | 3890  |
| 2                   | 3260  | 3780  | 1740  | 3690  | 3360  | 4050  |
| 3                   | 3350  | 3890  | 1800  | 3780  | 3450  | 4220  |
| 4                   | 3440  | 3990  | 1860  | 3870  | 3540  | 4380  |
| 5                   | 3530  | 4100  | 1920  | 3960  | 3630  | 4550  |
| 6                   | 3620  | 4200  | 1980  | 4050  | 3720  | 4710  |
| 7                   | 3710  | 4310  | 2040  | 4140  | 3810  | 4880  |
| 8                   | 3800  | 4410  | 2100  | 4230  | 3900  | 5040  |
| 9                   | 3890  | 4520  | 2160  | 4320  | 3990  | 5210  |
| 10                  | 3980  | 4620  | 2220  | 4410  | 4080  | 5370  |
| COM                 | 2550  | 2960  | 1320  | 2930  | 2630  | 3030  |
| FABRIC:             |   |   |   |   |   |   |
| A                   | 2910  | 3390  | 1460  | 3300  | 2980  | 3390  |
| B                   | 2930  | 3410  | 1480  | 3320  | 3010  | 3420  |
| C                   | 2950  | 3440  | 1500  | 3350  | 3030  | 3460  |
| D                   | 2990  | 3480  | 1530  | 3390  | 3090  | 3530  |
| E                   | 3030  | 3530  | 1570  | 3440  | 3140  | 3600  |
| F                   | 3070  | 3580  | 1600  | 3490  | 3200  | 3670  |
| G                   | 3120  | 3630  | 1640  | 3540  | 3250  | 3750  |
| H                   | 3160  | 3680  | 1680  | 3590  | 3300  | 3820  |
| I                   | 3200  | 3720  | 1710  | 3630  | 3360  | 3890  |
| J                   | 3240  | 3770  | 1750  | 3680  | 3410  | 3960  |
| K                   | 3280  | 3820  | 1780  | 3730  | 3470  | 4030  |
| L                   | 3330  | 3870  | 1820  | 3780  | 3520  | 4110  |
| M                   | 3370  | 3920  | 1860  | 3830  | 3570  | 4180  |
| N                   | 3410  | 3960  | 1890  | 3870  | 3630  | 4250  |
| O                   | 3450  | 4010  | 1930  | 3920  | 3680  | 4320  |
| P                   | 3490  | 4060  | 1960  | 3970  | 3740  | 4390  |
| Q                   | 3540  | 4110  | 2000  | 4020  | 3790  | 4470  |
| R                   | 3580  | 4160  | 2040  | 4070  | 3840  | 4540  |
| DIMENSIONS:         |   |   |   |   |   |   |
| Outside Height      | 42-45   | 42-45   | 31  | 35-38   | 34-37   | 45-48   |
| Outside Width       | 27  | 27  | 24  | 26  | 26  | 25  |
| Outside Depth       | 29  | 29  | 24  | 26  | 28  | 32  |
| Inside Height       | 25  | 25  | 12  | 17  | 19  | 28  |
| Inside Width        | 21  | 21  | 19  | 20  | 19  | 20  |
| Inside Depth        | 19  | 19  | 20  | 19  | 19  | 20  |
| Seat Height         | 19-22   | 19-22   | 19  | 19-22   | 19-22   | 19-22   |
| Arm Height          | 25-28   | 25-28   | 25  | 26-29   | 26-29   | 25-28   |
| RECLINERS:          |   |   |   |   |   |   |
| Wall Clearance      |   |   |   |   |   |   |
| Footrest            |   |   |   |   |   |   |
| Fully Reclined      |   |   |   |   |   |   |
| COM YDG (54" Plain) | 2.5   | 3   | 2   | 2.5   | 3   | 4.5   |
| CARTON WEIGHT       | 70  | 70  | 30  | 70  | 65  | 85  |
| STANDARD TRIM       | #9 Nailhead   | #9 Nailhead   | #9 Nailhead   | #9 Nailhead   | #9 Nailhead   | #9 Nailhead   |
| OPTIONAL TRIM       | Welt - \$240  | Welt - \$240  | Welt - \$240  | Welt - \$240  |   | Welt - \$240  |
| STD SEAT CUSHION    | Poly Fiber  | Poly Fiber  | Poly Fiber  | Poly Fiber  | Poly Fiber  | Poly Fiber  |
| STD BACK CUSHION    | Poly  | Poly  | Fiber   | Poly  | Poly  | Poly  |
| STD D RINGS/SNAPS   |   |   |   |   |   |   |
| STANDARD FINISH     | Must specify  | Must specify  | Must specify  | Must specify  | Must specify  | Must specify  |
| STD LEGS/FEET       |   |   |   |   |   |   |
| WOOD SPECIES        | Maple   | Maple   | Maple   | Maple   | Maple   | Maple   |
| STANDARD BASE       | 85L-8 'O' Casters   | 85L-8 'O' Casters   |   | 55S-A 'O' Casters   | 85S-R 'O' Casters   | 55L-5 'O' Casters   |
| STD MECHANISM       | 475 Tilt Swivel-19.5"   | 475 Tilt Swivel-19.5"   |   | 475 Tilt Swivel-17.5"   | 475 Tilt Swivel-19.5"   | Tilt Swivel   |
| OPT MECHANISM       | All   | All   |   | All   | All   | All   |
| SPECIAL NOTES       |   |   |   |   |   |   |

|                     | NO IMAGE AVAILABLE   |  | NO IMAGE AVAILABLE      |  |  | NO IMAGE AVAILABLE |
|---------------------|--|---|-------------------------|--|---|--------------------|
| STYLE NUMBER:       | 763-28HR   | 766   | 766C                    | 793-18   | 911-04  | 912-00/84          |
| STYLE NAME:         | Judge's  | Trenton   | Trenton                 | Sullivan   | Bluffton  | Maxine             |
| DESCRIPTION:        | Judges Tilt Swivel Chair (Tight seat, Tufted back w/ headrest) | Accent Chair  | Accent Chair w/ Casters | Tilt Swivel Chair (Loose cushion, Tufted Back)                                     | Ottoman   | 84" Sofa           |
| LEATHER GRADE:      |  |   |                         |  |   |                    |
| 1                   | 3180   | 1680  | 1800                    | 4020   | 2480  | 7820               |
| 2                   | 3360   | 1740  | 1860                    | 4200   | 2640  | 8390               |
| 3                   | 3540   | 1800  | 1920                    | 4380   | 2810  | 8960               |
| 4                   | 3720   | 1860  | 1980                    | 4560   | 2970  | 9530               |
| 5                   | 3900   | 1920  | 2040                    | 4740   | 3140  | 10100              |
| 6                   | 4080   | 1980  | 2100                    | 4920   | 3300  | 10670              |
| 7                   | 4260   | 2040  | 2160                    | 5100   | 3470  | 11240              |
| 8                   | 4440   | 2100  | 2220                    | 5280   | 3630  | 11810              |
| 9                   | 4620   | 2160  | 2280                    | 5460   | 3800  | 12380              |
| 10                  | 4800   | 2220  | 2340                    | 5640   | 3960  | 12950              |
| COM                 | 2580   | 1340  | 1460                    | 3120   | 1770  | 5600               |
| FABRIC:             |  |   |                         |  |   |                    |
| A                   | 2620   | 1490  | 1610                    | 3480   | 1960  | 6020               |
| B                   | 2660   | 1500  | 1620                    | 3520   | 2000  | 6150               |
| C                   | 2700   | 1520  | 1640                    | 3570   | 2040  | 6280               |
| D                   | 2780   | 1560  | 1680                    | 3650   | 2110  | 6540               |
| E                   | 2850   | 1590  | 1710                    | 3730   | 2180  | 6790               |
| F                   | 2930   | 1630  | 1750                    | 3820   | 2250  | 7050               |
| G                   | 3010   | 1670  | 1790                    | 3900   | 2320  | 7310               |
| H                   | 3090   | 1700  | 1820                    | 3990   | 2400  | 7570               |
| I                   | 3170   | 1740  | 1860                    | 4070   | 2470  | 7830               |
| J                   | 3240   | 1770  | 1890                    | 4150   | 2540  | 8080               |
| K                   | 3320   | 1810  | 1930                    | 4240   | 2610  | 8340               |
| L                   | 3400   | 1850  | 1970                    | 4320   | 2680  | 8600               |
| M                   | 3480   | 1880  | 2000                    | 4410   | 2760  | 8860               |
| N                   | 3560   | 1920  | 2040                    | 4490   | 2830  | 9120               |
| O                   | 3630   | 1950  | 2070                    | 4570   | 2900  | 9370               |
| P                   | 3710   | 1990  | 2110                    | 4660   | 2970  | 9630               |
| Q                   | 3790   | 2030  | 2150                    | 4740   | 3040  | 9890               |
| R                   | 3870   | 2060  | 2180                    | 4830   | 3120  | 10150              |
| DIMENSIONS:         |  |   |                         |  |   |                    |
| Outside Height      | 45-48  | 30  | 30                      | 45-48  | 19  | 36.5               |
| Outside Width       | 25   | 25  | 25                      | 26   | 60  | 84                 |
| Outside Depth       | 32   | 25  | 25                      | 32   | 37  | 40                 |
| Inside Height       | 28   | 14  | 14                      | 26   |   | 17                 |
| Inside Width        | 20   | 20  | 20                      | 20   |   | 68                 |
| Inside Depth        | 20   | 20  | 20                      | 20   |   | 22                 |
| Seat Height         | 19-22  | 18  | 18                      | 19-22  |   | 19.5               |
| Arm Height          | 25-28  | 24  | 24                      | 26-29  |   | 24                 |
| RECLINERS:          |  |   |                         |  |   |                    |
| Wall Clearance      |  |   |                         |  |   |                    |
| Footrest            |  |   |                         |  |   |                    |
| Fully Reclined      |  |   |                         |  |   |                    |
| COM YDG (54" Plain) | 4.5  | 2   | 2                       | 5.5  | 5   | 16                 |
| CARTON WEIGHT       | 85   | 40  | 40                      | 85   | 60  | 200                |
| STANDARD TRIM       | #9 Nailhead  | #9 Nailhead   | #9 Nailhead             | #9 Nailhead  | Top Stitched  | Double Needle      |
| OPTIONAL TRIM       | Welt - \$240   | Welt - \$240  | Welt - \$240            | Welt - \$240   |   |                    |
| STD SEAT CUSHION    | Poly Fiber   | Poly Fiber  | Poly Fiber              | Poly Fiber   | Poly Fiber  | Poly Fiber         |
| STD BACK CUSHION    | Poly   | Fiber   | Fiber                   | Poly   |   | Premium Fiber      |
| STD D RINGS/SNAPS   |  |   |                         |  |   |                    |
| STANDARD FINISH     | Must specify   | Must specify  | Must specify            | Must specify   | Must specify  | Must specify       |
| STD LEGS/FEET       |  |   |                         |  | Tapered   |                    |
| WOOD SPECIES        | Maple  | Maple   | Maple                   | Maple  | Maple   | Maple              |
| STANDARD BASE       | 55L-5 'O' Casters  |   | O' Casters              | 55L-5 'O' Casters  |   |                    |
| STD MECHANISM       | Tilt Swivel  |   |                         | 475 Tilt Swivel-17.5"  |   |                    |
| OPT MECHANISM       | All  |   |                         | All  |   |                    |
| SPECIAL NOTES       |  |   |                         |  |   |                    |





|                    |  |  |  |  |  | NO IMAGE AVAILABLE  |
|--------------------|---|---|---|--|---|---------------------|
| STYLE NUMBER:      | 912-00/96   | 912-00/108  | 912-00-1L or 1R   | 912-08/16 or 15  | 915-00  | 915-00LAW           |
| STYLE NAME:        | Maxine  | Maxine  | Maxine  | Maxine   | Channing  | Channing            |
| DESCRIPTION:       | Sofa  | 108" Sofa   | Left or Rt Arm Sofa   | Left or Rt Arm Chaise  | Sofa  | Left Arm Sofa Wedge |
| LEATHER GRADE:     |   |   |   |  |   |                     |
| 1                  | 8550  | 9380  | 8180  | 5790   | 8180  | 9050                |
| 2                  | 9140  | 10050   | 8730  | 6150   | 8760  | 9690                |
| 3                  | 9720  | 10730   | 9290  | 6510   | 9350  | 10340               |
| 4                  | 10310   | 11400   | 9840  | 6870   | 9930  | 10980               |
| 5                  | 10890   | 12080   | 10400   | 7230   | 10520   | 11630               |
| 6                  | 11480   | 12750   | 10950   | 7590   | 11100   | 12270               |
| 7                  | 12060   | 13430   | 11510   | 7950   | 11690   | 12920               |
| 8                  | 12650   | 14100   | 12060   | 8310   | 12270   | 13560               |
| 9                  | 13230   | 14780   | 12620   | 8670   | 12860   | 14210               |
| 10                 | 13820   | 15450   | 13170   | 9030   | 13440   | 14850               |
| COM                | 6290  | 6570  | 6000  | 4320   | 5970  | 6570                |
| FABRIC:            |   |   |   |  |   |                     |
| A                  | 6680  | 6870  | 6310  | 4640   | 6350  | 6990                |
| B                  | 6840  | 7040  | 6450  | 4740   | 6500  | 7160                |
| C                  | 6990  | 7220  | 6600  | 4830   | 6650  | 7320                |
| D                  | 7290  | 7560  | 6900  | 5030   | 6950  | 7650                |
| E                  | 7600  | 7910  | 7190  | 5220   | 7250  | 7980                |
| F                  | 7910  | 8260  | 7480  | 5410   | 7550  | 8310                |
| G                  | 8210  | 8610  | 7780  | 5600   | 7850  | 8640                |
| H                  | 8520  | 8960  | 8070  | 5790   | 8150  | 8970                |
| I                  | 8820  | 9300  | 8370  | 5990   | 8450  | 9300                |
| J                  | 9130  | 9650  | 8660  | 6180   | 8750  | 9630                |
| K                  | 9440  | 10000   | 8950  | 6370   | 9050  | 9960                |
| L                  | 9740  | 10350   | 9250  | 6560   | 9350  | 10290               |
| M                  | 10050   | 10700   | 9540  | 6750   | 9650  | 10620               |
| N                  | 10350   | 11040   | 9840  | 6950   | 9950  | 10950               |
| O                  | 10660   | 11390   | 10130   | 7140   | 10250   | 11280               |
| P                  | 10970   | 11740   | 10420   | 7330   | 10550   | 11610               |
| Q                  | 11270   | 12090   | 10720   | 7520   | 10850   | 11940               |
| R                  | 11580   | 12440   | 11010   | 7710   | 11150   | 12270               |
| DIMENSIONS:        |   |   |   |  |   |                     |
| Outside Height     | 35  | 36.5  | 35  | 35   | 35  | 35                  |
| Outside Width      | 96  | 108   | 89  | 37.5   | 94  | 117                 |
| Outside Depth      | 40  | 40  | 40  | 69   | 38  | 38                  |
| Inside Height      | 16  | 17  | 16  | 16   | 17  | 17                  |
| Inside Width       | 80  | 92  | 80.5  | 30   | 75  | 95                  |
| Inside Depth       | 22.5  | 22  | 22.5  | 54   | 23  | 23                  |
| Seat Height        | 18.5  | 19.5  | 18.5  | 18.5   | 21  | 21                  |
| Arm Height         | 24  | 24  | 24  | 24   | 23  | 23                  |
| RECLINERS:         |   |   |   |  |   |                     |
| Wall Clearance     |   |   |   |  |   |                     |
| Footrest           |   |   |   |  |   |                     |
| Fully Reclined     |   |   |   |  |   |                     |
| COM YDG (54"Plain) | 18.5  | 20  | 17.5  | 11.5   | 18  | 19.5                |
| CARTON WEIGHT      | 225   | 250   | 200   | 150  | 175   | 210                 |
| STANDARD TRIM      | Double Needle   | Double Needle   | Double Needle   | Double Needle  | Welt  | Welt                |
| OPTIONAL TRIM      |   |   |   |  | Nailhead - \$330  | Nailhead - \$330    |
| STD SEAT CUSHION   | Poly Fiber  | Poly Fiber  | Poly Fiber  | Poly Fiber   | Poly Fiber  | Poly Fiber          |
| STD BACK CUSHION   | Premium Fiber   | Premium Fiber   | Poly Fiber  | Poly Fiber   | Premium Fiber   | Premium Fiber       |
| STD D RINGS/SNAPS  |   |   |   |  |   |                     |
| STANDARD FINISH    | Must Specify  | Must specify  | Must Specify  | Must Specify   | Must specify  | Must specify        |
| STD LEGS/FEET      |   |   |   |  | Block   | Block               |
| WOOD SPECIES       | Maple   | Maple   | Maple   | Maple  | Maple   | Maple               |
| STANDARD BASE      |   |   |   |  |   |                     |
| STD MECHANISM      |   |   |   |  |   |                     |
| OPT MECHANISM      |   |   |   |  |   |                     |
| SPECIAL NOTES      |   |   |   |  |   |                     |







|                     | NO IMAGE AVAILABLE   |  |  |  |  |  |
|---------------------|----------------------|---|---|--|---|---|
| STYLE NUMBER:       | 915-00RAW            | 915-02  | 915-03  | 915-05   | 915-05LAW   | 915-05RAW   |
| STYLE NAME:         | Channing             | Channing  | Channing  | Channing   | Channing  | Channing  |
| DESCRIPTION:        | Right Arm Sofa Wedge | Chair   | Ottoman   | Loveseat   | Left Arm Loveseat Wedge   | Right Arm Loveseat Wedge  |
| LEATHER GRADE:      |                      |   |   |  |   |   |
| 1                   | 10190                | 4500  | 1520  | 6380   | 7190  | 8330  |
| 2                   | 10550                | 4820  | 1620  | 6830   | 7700  | 8900  |
| 3                   | 10910                | 5130  | 1730  | 7280   | 8210  | 9470  |
| 4                   | 11270                | 5450  | 1830  | 7730   | 8720  | 10040   |
| 5                   | 11630                | 5760  | 1940  | 8180   | 9230  | 10610   |
| 6                   | 11990                | 6080  | 2040  | 8630   | 9740  | 11180   |
| 7                   | 12350                | 6390  | 2150  | 9080   | 10250   | 11750   |
| 8                   | 12710                | 6710  | 2250  | 9530   | 10760   | 12320   |
| 9                   | 13070                | 7020  | 2360  | 9980   | 11270   | 12890   |
| 10                  | 13430                | 7340  | 2460  | 10430  | 11780   | 13460   |
| COM                 | 7430                 | 3290  | 1080  | 4640   | 5240  | 6110  |
| FABRIC:             |                      |   |   |  |   |   |
| A                   | 7910                 | 3490  | 1170  | 4910   | 5570  | 6530  |
| B                   | 8090                 | 3580  | 1200  | 5030   | 5700  | 6680  |
| C                   | 8270                 | 3660  | 1220  | 5150   | 5840  | 6830  |
| D                   | 8630                 | 3830  | 1280  | 5390   | 6110  | 7130  |
| E                   | 8990                 | 4000  | 1330  | 5630   | 6380  | 7430  |
| F                   | 9350                 | 4170  | 1380  | 5870   | 6650  | 7730  |
| G                   | 9710                 | 4330  | 1440  | 6110   | 6920  | 8030  |
| H                   | 10070                | 4500  | 1490  | 6350   | 7190  | 8330  |
| I                   | 10430                | 4670  | 1550  | 6590   | 7460  | 8630  |
| J                   | 10790                | 4840  | 1600  | 6830   | 7730  | 8930  |
| K                   | 11150                | 5010  | 1650  | 7070   | 8000  | 9230  |
| L                   | 11510                | 5170  | 1710  | 7310   | 8270  | 9530  |
| M                   | 11870                | 5340  | 1760  | 7550   | 8540  | 9830  |
| N                   | 12230                | 5510  | 1820  | 7790   | 8810  | 10130   |
| O                   | 12590                | 5680  | 1870  | 8030   | 9080  | 10430   |
| P                   | 12950                | 5850  | 1920  | 8270   | 9350  | 10730   |
| Q                   | 13310                | 6010  | 1980  | 8510   | 9620  | 11030   |
| R                   | 13670                | 6180  | 2030  | 8750   | 9890  | 11330   |
| DIMENSIONS:         |                      |   |   |  |   |   |
| Outside Height      | 35                   | 35  | 16  | 35   | 35  | 35  |
| Outside Width       | 117                  | 44  | 28  | 69   | 94  | 94  |
| Outside Depth       | 38                   | 38  | 22  | 38   | 38  | 38  |
| Inside Height       | 17                   | 17  |   | 17   | 17  | 17  |
| Inside Width        | 95                   | 25  |   | 50   | 76  | 76  |
| Inside Depth        | 23                   | 23  |   | 23   | 23  | 23  |
| Seat Height         | 21                   | 21  |   | 21   | 21  | 21  |
| Arm Height          | 23                   | 23  |   | 23   | 23  | 23  |
| RECLINERS:          |                      |   |   |  |   |   |
| Wall Clearance      |                      |   |   |  |   |   |
| Footrest            |                      |   |   |  |   |   |
| Fully Reclined      |                      |   |   |  |   |   |
| COM YDG (54" Plain) | 21                   | 9.5   | 3.5   | 14   | 15.5  | 17.5  |
| CARTON WEIGHT       | 210                  | 90  | 30  | 140  | 170   | 170   |
| STANDARD TRIM       | Welt                 | Welt  | Welt  | Welt   | Welt  | Welt  |
| OPTIONAL TRIM       | Nailhead - \$330     | Nailhead - \$240  | Nailhead - \$180  | Nailhead - \$300   | Nailhead - \$300  | Nailhead - \$300  |
| STD SEAT CUSHION    | Poly Fiber           | Poly Fiber  | Poly Fiber  | Poly Fiber   | Poly Fiber  | Poly Fiber  |
| STD BACK CUSHION    | Premium Fiber        | Premium Fiber   |   | Premium Fiber  | Premium Fiber   | Premium Fiber   |
| STD D RINGS/SNAPS   |                      |   |   |  |   |   |
| STANDARD FINISH     | Must specify         | Must specify  | Must specify  | Must specify   | Must specify  | Must specify  |
| STD LEGS/FEET       | Block                | Block   | Block   | Block  | Block   | Block   |
| WOOD SPECIES        | Maple                | Maple   | Maple   | Maple  | Maple   | Maple   |
| STANDARD BASE       |                      |   |   |  |   |   |
| STD MECHANISM       |                      |   |   |  |   |   |
| OPT MECHANISM       |                      |   |   |  |   |   |
| SPECIAL NOTES       |                      |   |   |  |   |   |






|                     |  |  | NO IMAGE AVAILABLE   | NO IMAGE AVAILABLE   | NO IMAGE AVAILABLE                |  |
|---------------------|---|---|----------------------|----------------------|-----------------------------------|---|
| STYLE NUMBER:       | 916-04/SQ1  | 916-04/SQ2  | 916-04/SQ3           | 916-04/SQ4           | 917-00REC-1L or -1R               | 917-00REC3  |
| STYLE NAME:         | Studio  | Studio  | Studio               | Studio               | Rhett                             | Rhett   |
| DESCRIPTION:        | 48x48 Square Ottoman  | 36x48 Ottoman   | 24x48 Ottoman        | 36x36 Ottoman        | Left or Right Arm Reclining Sofa  | Reclining Sofa (3 reclining seats)  |
| LEATHER GRADE:      |   |   |                      |                      | (arm side seat reclines only)     |   |
| 1                   | 2520  | 2270  | 2090                 | 2030                 | 11570                             | 13020   |
| 2                   | 2700  | 2430  | 2240                 | 2180                 | 12290                             | 13740   |
| 3                   | 2880  | 2600  | 2390                 | 2330                 | 13010                             | 14460   |
| 4                   | 3060  | 2760  | 2540                 | 2480                 | 13730                             | 15180   |
| 5                   | 3240  | 2930  | 2690                 | 2630                 | 14450                             | 15900   |
| 6                   | 3420  | 3090  | 2840                 | 2780                 | 15170                             | 16620   |
| 7                   | 3600  | 3260  | 2990                 | 2930                 | 15890                             | 17340   |
| 8                   | 3780  | 3420  | 3140                 | 3080                 | 16610                             | 18060   |
| 9                   | 3960  | 3590  | 3290                 | 3230                 | 17330                             | 18780   |
| 10                  | 4140  | 3750  | 3440                 | 3380                 | 18050                             | 19500   |
| COM                 | 1790  | 1620  | 1470                 | 1410                 | 7850                              | 9690  |
| FABRIC:             |   |   |                      |                      |                                   |   |
| A                   | 1930  | 1750  | 1630                 | 1520                 | 8580                              | 10600   |
| B                   | 1980  | 1790  | 1670                 | 1560                 | 8750                              | 10770   |
| C                   | 2020  | 1820  | 1700                 | 1590                 | 8910                              | 10940   |
| D                   | 2100  | 1890  | 1770                 | 1650                 | 9240                              | 11280   |
| E                   | 2190  | 1970  | 1850                 | 1720                 | 9570                              | 11630   |
| F                   | 2270  | 2040  | 1920                 | 1790                 | 9900                              | 11970   |
| G                   | 2350  | 2110  | 1990                 | 1850                 | 10230                             | 12310   |
| H                   | 2440  | 2180  | 2060                 | 1920                 | 10560                             | 12650   |
| I                   | 2520  | 2250  | 2130                 | 1980                 | 10890                             | 12990   |
| J                   | 2610  | 2330  | 2210                 | 2050                 | 11220                             | 13340   |
| K                   | 2690  | 2400  | 2280                 | 2120                 | 11550                             | 13680   |
| L                   | 2770  | 2470  | 2350                 | 2180                 | 11880                             | 14020   |
| M                   | 2860  | 2540  | 2420                 | 2250                 | 12210                             | 14360   |
| N                   | 2940  | 2610  | 2490                 | 2310                 | 12540                             | 14700   |
| O                   | 3030  | 2690  | 2570                 | 2380                 | 12870                             | 15050   |
| P                   | 3110  | 2760  | 2640                 | 2450                 | 13200                             | 15390   |
| Q                   | 3190  | 2830  | 2710                 | 2510                 | 13530                             | 15730   |
| R                   | 3280  | 2900  | 2780                 | 2580                 | 13860                             | 16070   |
| DIMENSIONS:         |   |   |                      |                      |                                   |   |
| Outside Height      | 14  | 14  | 14                   | 14                   | 41                                | 41  |
| Outside Width       | 48  | 48  | 48                   | 36                   | 81                                | 88  |
| Outside Depth       | 48  | 36  | 24                   | 36                   | 37                                | 37  |
| Inside Height       |   |   |                      |                      | 22                                | 22  |
| Inside Width        |   |   |                      |                      | 75                                | 75  |
| Inside Depth        |   |   |                      |                      | 21                                | 21  |
| Seat Height         |   |   |                      |                      | 22                                | 22  |
| Arm Height          |   |   |                      |                      | 25                                | 25  |
| RECLINERS:          |   |   |                      |                      |                                   |   |
| Wall Clearance      |   |   |                      |                      | 0                                 | 0   |
| Footrest            |   |   |                      |                      |                                   |   |
| Fully Reclined      |   |   |                      |                      | 59                                | 59  |
| COM YDG (54" Plain) | 4.5   | 4   | 3.5                  | 4                    | 19                                | 19.5  |
| CARTON WEIGHT       | 45  | 40  | 40                   | 40                   | 345                               | 345   |
| STANDARD TRIM       | Single Needle Stitch  | Single Needle Stitch  | Single Needle Stitch | Single Needle Stitch | Welt                              | Welt  |
| OPTIONAL TRIM       | Nail or Welt -\$180   | Nail or Welt -\$180   | Nail or Welt -\$180  | Nail or Welt -\$180  |                                   |   |
| STD SEAT CUSHION    | Poly Fiber  | Poly Fiber  | Poly Fiber           | Poly Fiber           | Blend Down                        | Blend Down  |
| STD BACK CUSHION    |   |   |                      |                      | Blend Down                        | Blend Down  |
| STD D RINGS/SNAPS   |   |   |                      |                      |                                   |   |
| STANDARD FINISH     | N/A   | N/A   | N/A                  | N/A                  | Must specify                      | Must specify  |
| STD LEGS/FEET       | Black Adjustable Leg  | Black Adjustable Leg  | Black Adjustable Leg | Black Adjustable Leg | Block                             | Block   |
| WOOD SPECIES        | N/A   | N/A   | N/A                  | N/A                  | Maple                             | Maple   |
| STANDARD BASE       |   |   |                      |                      |                                   |   |
| STD MECHANISM       |   |   |                      |                      | Motorized Only                    | Motorized Only  |
| OPT MECHANISM       |   |   |                      |                      | Opt. Cupholders Available-\$30 ea | Opt. Cupholders Available-\$30 ea   |
| SPECIAL NOTES       |   |   |                      |                      |                                   |   |

|                    |  |  |  | NO IMAGE AVAILABLE                   |  | NO IMAGE AVAILABLE |
|--------------------|---|---|---|--------------------------------------|---|--------------------|
| STYLE NUMBER:      | 917-00/REC2   | 917-00/75REC  | 917-04/B  | 917-05REC-1L or -1R                  | 917-07  | 917-09             |
| STYLE NAME:        | Rhett   | Rhett   | Vivian  | Rhett                                | Rhett   | Rhett              |
| DESCRIPTION:       | Reclining Sofa (2 reclining arm seats)  | Reclining Short Sofa (2 reclining seats)  | Ottoman w/ Metal Base & No Stitching  | Left or Right Arm Reclining Loveseat | Recliner  | Wedge              |
| LEATHER GRADE:     |   |   |   |                                      |   |                    |
| 1                  | 12240   | 11270   | 2370  | 9600                                 | 6060  | 6750               |
| 2                  | 12960   | 11870   | 2510  | 10080                                | 6420  | 7140               |
| 3                  | 13680   | 12470   | 2640  | 10560                                | 6780  | 7530               |
| 4                  | 14400   | 13070   | 2780  | 11040                                | 7140  | 7920               |
| 5                  | 15120   | 13670   | 2910  | 11520                                | 7500  | 8310               |
| 6                  | 15840   | 14270   | 3050  | 12000                                | 7860  | 8700               |
| 7                  | 16560   | 14870   | 3180  | 12480                                | 8220  | 9090               |
| 8                  | 17280   | 15470   | 3320  | 12960                                | 8580  | 9480               |
| 9                  | 18000   | 16070   | 3450  | 13440                                | 8940  | 9870               |
| 10                 | 18720   | 16670   | 3590  | 13920                                | 9300  | 10260              |
| COM                | 8910  | 8480  | 1760  | 6540                                 | 4520  | 5160               |
| FABRIC:            |   |   |   |                                      |   |                    |
| A                  | 9820  | 9360  | 1940  | 7130                                 | 4860  | 5560               |
| B                  | 9990  | 9490  | 1970  | 7270                                 | 4960  | 5670               |
| C                  | 10160   | 9630  | 2000  | 7400                                 | 5060  | 5770               |
| D                  | 10500   | 9900  | 2060  | 7670                                 | 5250  | 5990               |
| E                  | 10850   | 10170   | 2120  | 7940                                 | 5440  | 6210               |
| F                  | 11190   | 10440   | 2180  | 8210                                 | 5630  | 6420               |
| G                  | 11530   | 10710   | 2240  | 8480                                 | 5820  | 6640               |
| H                  | 11870   | 10980   | 2300  | 8750                                 | 6020  | 6850               |
| I                  | 12210   | 11250   | 2360  | 9020                                 | 6210  | 7070               |
| J                  | 12560   | 11520   | 2420  | 9290                                 | 6400  | 7290               |
| K                  | 12900   | 11790   | 2480  | 9560                                 | 6590  | 7500               |
| L                  | 13240   | 12060   | 2540  | 9830                                 | 6780  | 7720               |
| M                  | 13580   | 12330   | 2600  | 10100                                | 6980  | 7930               |
| N                  | 13920   | 12600   | 2660  | 10370                                | 7170  | 8150               |
| O                  | 14270   | 12870   | 2720  | 10640                                | 7360  | 8370               |
| P                  | 14610   | 13140   | 2780  | 10910                                | 7550  | 8580               |
| Q                  | 14950   | 13410   | 2840  | 11180                                | 7740  | 8800               |
| R                  | 15290   | 13680   | 2900  | 11450                                | 7940  | 9010               |
| DIMENSIONS:        |   |   |   |                                      |   |                    |
| Outside Height     | 41  | 41  | 17  | 41                                   | 41  | 41                 |
| Outside Width      | 88  | 75  | 48  | 56                                   | 38  | 72                 |
| Outside Depth      | 37  | 37  | 48  | 37                                   | 37  | 39                 |
| Inside Height      | 22  | 22  |   | 22                                   | 22  | 22                 |
| Inside Width       | 75  | 64  |   | 50                                   | 25  | 46                 |
| Inside Depth       | 21  | 21  |   | 21                                   | 21  | 21                 |
| Seat Height        | 22  | 22  |   | 22                                   | 22  | 22                 |
| Arm Height         | 25  | 25  |   | 25                                   | 25  |                    |
| RECLINERS:         |   |   |   |                                      |   |                    |
| Wall Clearance     | 0   | 0   |   | 0                                    | 0   |                    |
| Footrest           |   |   |   | 21                                   | 21  |                    |
| Fully Reclined     | 59  | 59  |   | 59                                   | 60  |                    |
| COM YDG (54"Plain) | 19.5  | 16  | 3.5   | 16                                   | 9   | 13                 |
| CARTON WEIGHT      | 250   | 315   | 45  | 150                                  | 170   | 125                |
| STANDARD TRIM      | Welt  | Welt  | Single Needle Stitch  | Welt                                 | Welt  | Welt               |
| OPTIONAL TRIM      |   |   |   |                                      |   |                    |
| STD SEAT CUSHION   | Blend Down  | Blend Down  | Poly Fiber  | Blend Down                           | Blend Down  | Blend Down         |
| STD BACK CUSHION   | Blend Down  | Blend Down  |   | Blend Down                           | Blend Down  | Blend Down         |
| STD D RINGS/SNAPS  |   |   |   |                                      |   |                    |
| STANDARD FINISH    | Must specify  | Must specify  | N/A   | Must specify                         | Must specify  | Must specify       |
| STD LEGS/FEET      | Block   | Block   |   | Block                                | Block   | Block              |
| WOOD SPECIES       | Maple   | Maple   | N/A   | Maple                                | Maple   | Maple              |
| STANDARD BASE      |   |   | Metal   |                                      |   |                    |
| STD MECHANISM      | Motorized Only  | Motorized Only  |   | Motorized Only                       | Motorized Only  |                    |
| OPT MECHANISM      | Opt. Cupholders Available-\$30 ea   | Opt. Cupholders Available-\$30 ea   | Must Specify Cardinal Powdercoat Finish   | Opt. Cupholders Available-\$30 ea    | Opt. Cupholders Available-\$30 ea   |                    |
| SPECIAL NOTES      |   |   |   |                                      |   |                    |









|                     | NO IMAGE AVAILABLE                |  |  | NO IMAGE AVAILABLE   |  |  |
|---------------------|-----------------------------------|---|---|----------------------|---|---|
| STYLE NUMBER:       | 917-75REC-1L or -1R               | 918-04/RD1  | 918-04/RD1B   | 918-04/RD2           | 919-00  | 919-00-99   |
| STYLE NAME:         | Rhett                             | Vivian  | Vivian  | Vivian               | Gallagher   | Gallagher   |
| DESCRIPTION:        | Left or Right Arm Rec. Short Sofa | 48" Round Ottoman   | Ottoman w/ Metal Base   | 36" Round Ottoman    | Sofa  | Four Seat Sofa  |
| LEATHER GRADE:      |                                   |   |   |                      |   |   |
| 1                   | 10440                             | 2390  | 2910  | 2130                 | 8850  | 10290   |
| 2                   | 11040                             | 2520  | 3050  | 2240                 | 9500  | 11040   |
| 3                   | 11640                             | 2660  | 3180  | 2340                 | 10140   | 11790   |
| 4                   | 12240                             | 2790  | 3320  | 2450                 | 10790   | 12540   |
| 5                   | 12840                             | 2930  | 3450  | 2550                 | 11430   | 13290   |
| 6                   | 13440                             | 3060  | 3590  | 2660                 | 12080   | 14040   |
| 7                   | 14040                             | 3200  | 3720  | 2760                 | 12720   | 14790   |
| 8                   | 14640                             | 3330  | 3860  | 2870                 | 13370   | 15540   |
| 9                   | 15240                             | 3470  | 3990  | 2970                 | 14010   | 16290   |
| 10                  | 15840                             | 3600  | 4130  | 3080                 | 14660   | 17040   |
| COM                 | 7430                              | 1770  | 2210  | 1590                 | 6500  | 7500  |
| FABRIC:             |                                   |   |   |                      |   |   |
| A                   | 8230                              | 1940  | 2450  | 1710                 | 6890  | 7920  |
| B                   | 8370                              | 1970  | 2480  | 1750                 | 7050  | 8120  |
| C                   | 8510                              | 2000  | 2510  | 1780                 | 7220  | 8310  |
| D                   | 8790                              | 2060  | 2570  | 1850                 | 7550  | 8700  |
| E                   | 9070                              | 2140  | 2630  | 1910                 | 7880  | 9090  |
| F                   | 9360                              | 2220  | 2690  | 1970                 | 8210  | 9480  |
| G                   | 9640                              | 2290  | 2750  | 2030                 | 8540  | 9870  |
| H                   | 9920                              | 2370  | 2810  | 2090                 | 8870  | 10260   |
| I                   | 10200                             | 2450  | 2870  | 2150                 | 9200  | 10650   |
| J                   | 10480                             | 2530  | 2930  | 2210                 | 9530  | 11040   |
| K                   | 10770                             | 2610  | 2990  | 2270                 | 9860  | 11430   |
| L                   | 11050                             | 2680  | 3050  | 2330                 | 10190   | 11820   |
| M                   | 11330                             | 2760  | 3110  | 2390                 | 10520   | 12210   |
| N                   | 11610                             | 2840  | 3170  | 2450                 | 10850   | 12600   |
| O                   | 11890                             | 2920  | 3230  | 2510                 | 11180   | 12990   |
| P                   | 12180                             | 3000  | 3290  | 2570                 | 11510   | 13380   |
| Q                   | 12460                             | 3070  | 3350  | 2630                 | 11840   | 13770   |
| R                   | 12740                             | 3150  | 3410  | 2690                 | 12170   | 14160   |
| DIMENSIONS:         |                                   |   |   |                      |   |   |
| Outside Height      | 41                                | 14  | 18  | 14                   | 35  | 35  |
| Outside Width       | 70                                | 48  | 48  | 36                   | 87  | 99  |
| Outside Depth       | 37                                | 48  | 48  | 36                   | 38  | 38  |
| Inside Height       | 22                                |   |   |                      | 15  | 15  |
| Inside Width        | 64                                |   |   |                      | 74  | 86  |
| Inside Depth        | 21                                |   |   |                      | 21  | 21  |
| Seat Height         | 22                                |   |   |                      | 21  | 21  |
| Arm Height          | 25                                |   |   |                      | 24  | 24  |
| RECLINERS:          |                                   |   |   |                      |   |   |
| Wall Clearance      |                                   |   |   |                      |   |   |
| Footrest            |                                   |   |   |                      |   |   |
| Fully Reclined      |                                   |   |   |                      |   |   |
| COM YDG (54" Plain) | 16                                | 3.5   | 3.5   | 3                    | 19  | 22.5  |
| CARTON WEIGHT       | 200                               | 40  | 45  | 40                   | 185   | 205   |
| STANDARD TRIM       | Welt                              | Single Needle Stitch  | Single Needle Stitch  | Single Needle Stitch | Welt  | Welt  |
| OPTIONAL TRIM       |                                   | Nailhead - \$180  |   | Nailhead - \$180     | Nailhead - \$330  | Nailhead - \$330  |
| STD SEAT CUSHION    | Blend Down                        | Poly Fiber  | Poly Fiber  | Poly Fiber           | Blend Down  | Blend Down  |
| STD BACK CUSHION    | Blend Down                        |   |   |                      | Blend Down  | Blend Down  |
| STD D RINGS/SNAPS   |                                   |   |   |                      |   |   |
| STANDARD FINISH     | Must specify                      | N/A   | N/A - Metal   | N/A                  | Must specify  | Must specify  |
| STD LEGS/FEET       | Block                             | Black Adjustable Leg  |   | Black Adjustable Leg | Block   | Block   |
| WOOD SPECIES        | Maple                             | N/A   | N/A   | N/A                  | Maple   | Maple   |
| STANDARD BASE       |                                   |   |   |                      |   |   |
| STD MECHANISM       | (1) Motor - 2 Seats               |   |   |                      |   |   |
| OPT MECHANISM       | Opt. Cupholders                   |   | Must specify Cardinal   |                      |   |   |
| SPECIAL NOTES       | Available-\$30 ea                 |   | Powdercoat Finish   |                      | Shown w/ opt.pillows  | Shown w/ opt.pillows  |



|                     |  |   |   |  |   |   |
|---------------------|--|---|---|--|---|---|
|                     |                                 |  |  |  |  |  |
| STYLE NUMBER:       | 919-02   | 919-03  | 919-04  | 919-05   | 920-00  | 920-00/40   |
| STYLE NAME:         | Gallagher  | Gallagher   | Gallagher   | Gallagher  | Manhattan   | Manhattan   |
| DESCRIPTION:        | Chair  | Ottoman   | Cocktail Ottoman  | Loveseat   | Sofa  | Sofa (40" deep)   |
| LEATHER GRADE:      | Plinth Base Avail.-Add Suffix "PB" to 920 & 921 Groups: Add \$225 Sofa, \$150 Loveseat, \$75 Chair, \$60 Ottoman |   |   |  |   |   |
| 1                   | 4530   | 1490  | 2000  | 7470   | 7970  | 8330  |
| 2                   | 4850   | 1590  | 2150  | 7940   | 8550  | 8900  |
| 3                   | 5160   | 1700  | 2300  | 8400   | 9140  | 9470  |
| 4                   | 5480   | 1800  | 2450  | 8870   | 9720  | 10040   |
| 5                   | 5790   | 1910  | 2600  | 9330   | 10310   | 10610   |
| 6                   | 6110   | 2010  | 2750  | 9800   | 10890   | 11180   |
| 7                   | 6420   | 2120  | 2900  | 10260  | 11480   | 11750   |
| 8                   | 6740   | 2220  | 3050  | 10730  | 12060   | 12320   |
| 9                   | 7050   | 2330  | 3200  | 11190  | 12650   | 12890   |
| 10                  | 7370   | 2430  | 3350  | 11660  | 13230   | 13460   |
| COM                 | 3360   | 1100  | 1670  | 4950   | 5840  | 5990  |
| FABRIC:             |  |   |   |  |   |   |
| A                   | 3570   | 1180  | 1770  | 4790   | 6180  | 6430  |
| B                   | 3660   | 1210  | 1810  | 4870   | 6330  | 6570  |
| C                   | 3750   | 1230  | 1860  | 4950   | 6480  | 6700  |
| D                   | 3930   | 1280  | 1940  | 5100   | 6780  | 6960  |
| E                   | 4110   | 1330  | 2020  | 5260   | 7080  | 7230  |
| F                   | 4290   | 1380  | 2110  | 5410   | 7380  | 7490  |
| G                   | 4470   | 1420  | 2190  | 5570   | 7680  | 7750  |
| H                   | 4650   | 1470  | 2280  | 5730   | 7980  | 8020  |
| I                   | 4830   | 1520  | 2360  | 5880   | 8280  | 8280  |
| J                   | 5010   | 1570  | 2440  | 6040   | 8580  | 8550  |
| K                   | 5190   | 1620  | 2530  | 6190   | 8880  | 8810  |
| L                   | 5370   | 1660  | 2610  | 6350   | 9180  | 9070  |
| M                   | 5550   | 1710  | 2700  | 6510   | 9480  | 9340  |
| N                   | 5730   | 1760  | 2780  | 6660   | 9780  | 9600  |
| O                   | 5910   | 1810  | 2860  | 6820   | 10080   | 9870  |
| P                   | 6090   | 1860  | 2950  | 6970   | 10380   | 10130   |
| Q                   | 6270   | 1900  | 3030  | 7130   | 10680   | 10390   |
| R                   | 6450   | 1950  | 3120  | 7290   | 10980   | 10660   |
| DIMENSIONS:         |  |   |   |  |   |   |
| Outside Height      | 35   | 16  | 16  | 35   | 36  | 36  |
| Outside Width       | 37   | 24  | 36  | 65   | 87  | 86  |
| Outside Depth       | 38   | 21  | 36  | 38   | 37  | 40  |
| Inside Height       | 15   |   |   | 15   | 16  | 16  |
| Inside Width        | 23   |   |   | 52   | 74  | 73.5  |
| Inside Depth        | 21   |   |   | 21   | 22  | 24  |
| Seat Height         | 21   |   |   | 21   | 20  | 20  |
| Arm Height          | 24   |   |   | 24   | 24  | 24  |
| RECLINERS:          |  |   |   |  |   |   |
| Wall Clearance      |  |   |   |  |   |   |
| Footrest            |  |   |   |  |   |   |
| Fully Reclined      |  |   |   |  |   |   |
| COM YDG (54" Plain) | 9.5  | 3   | 4   | 17.5   | 18  | 19  |
| CARTON WEIGHT       | 90   | 25  | 45  | 125  | 160   | 200   |
| STANDARD TRIM       | Welt   | Welt  | Welt  | Welt   | Double Needle   | Double Needle   |
| OPTIONAL TRIM       | Nailhead - \$240   | Nailhead - \$180  | Nailhead - \$180  | Nailhead - \$300   | Nailhead - \$330  | Nailhead - \$330  |
| STD SEAT CUSHION    | Blend Down   | Poly Fiber  | Poly Fiber  | Blend Down   | Poly on Poly  | Poly on Poly  |
| STD BACK CUSHION    | Blend Down   |   |   | Blend Down   | Premium Fiber   | Premium Fiber   |
| STD D RINGS/SNAPS   |  |   |   |  |   |   |
| STANDARD FINISH     | Must specify   | Must specify  | Must specify  | Must specify   | Must specify  | Must specify  |
| STD LEGS/FEET       | Block  | Block   | Block   | Block  | Square Bunn   | Square Bunn   |
| WOOD SPECIES        | Maple  | Maple   | Maple   | Maple  | Maple   | Maple   |
| STANDARD BASE       |  |   |   |  |   |   |
| STD MECHANISM       |  |   |   |  |   |   |
| OPT MECHANISM       |  |   |   |  |   |   |
| SPECIAL NOTES       |  |   |   |  | Welt: See 921 group   | Welt: See 921 group   |


|                    |  |   |   |  |                        |   |
|--------------------|--|---|---|--|------------------------|---|
|                    |                             |  |  |  | NO IMAGE AVAILABLE     |  |
| STYLE NUMBER:      | 920-00-68S   | 920-00/1  | 920-00/1-68S  | 920-68S-1L or -1R  | 920-00-1L or -1R       | 920-00-1L/40 or -1R/40  |
| STYLE NAME:        | Manhattan  | Manhattan   | Manhattan   | Manhattan  | Manhattan              | Manhattan   |
| DESCRIPTION:       | Sleeper Sofa   | One Seat Sofa   | Sleeper Sofa (Tufted Bench Seat)  | Left or Right Arm Sleeper Sofa   | Left or Right Arm Sofa | Left or Rt Arm Sofa (40" deep)  |
| LEATHER GRADE:     | Plinth Base Avail.-Add Suffix "PB" to 920 & 921 Groups:Add \$225 Sofa,\$150 Loveseat,\$75 Chair,\$60 Ottoman |   |   |  |                        |   |
| 1                  | 9600   | 8090  | 9720  | 9230   | 7260                   | 7380  |
| 2                  | 10190  | 8670  | 10310   | 9740   | 7740                   | 7880  |
| 3                  | 10770  | 9260  | 10890   | 10250  | 8220                   | 8370  |
| 4                  | 11360  | 9840  | 11480   | 10760  | 8700                   | 8870  |
| 5                  | 11940  | 10430   | 12060   | 11270  | 9180                   | 9360  |
| 6                  | 12530  | 11010   | 12650   | 11780  | 9660                   | 9860  |
| 7                  | 13110  | 11600   | 13230   | 12290  | 10140                  | 10350   |
| 8                  | 13700  | 12180   | 13820   | 12800  | 10620                  | 10850   |
| 9                  | 14280  | 12770   | 14400   | 13310  | 11100                  | 11340   |
| 10                 | 14870  | 13350   | 14990   | 13820  | 11580                  | 11840   |
| COM                | 7280   | 5960  | 7400  | 6900   | 5660                   | 5810  |
| FABRIC:            |  |   |   |  |                        |   |
| A                  | 7860   | 6300  | 8000  | 7490   | 6150                   | 6300  |
| B                  | 8010   | 6450  | 8150  | 7640   | 6260                   | 6410  |
| C                  | 8160   | 6600  | 8300  | 7790   | 6380                   | 6530  |
| D                  | 8460   | 6900  | 8600  | 8090   | 6600                   | 6750  |
| E                  | 8760   | 7200  | 8900  | 8390   | 6830                   | 6990  |
| F                  | 9060   | 7500  | 9200  | 8690   | 7060                   | 7230  |
| G                  | 9360   | 7800  | 9500  | 8990   | 7290                   | 7470  |
| H                  | 9660   | 8100  | 9800  | 9290   | 7520                   | 7710  |
| I                  | 9960   | 8400  | 10100   | 9590   | 7740                   | 7950  |
| J                  | 10260  | 8700  | 10400   | 9890   | 7970                   | 8190  |
| K                  | 10560  | 9000  | 10700   | 10190  | 8200                   | 8430  |
| L                  | 10860  | 9300  | 11000   | 10490  | 8430                   | 8670  |
| M                  | 11160  | 9600  | 11300   | 10790  | 8660                   | 8910  |
| N                  | 11460  | 9900  | 11600   | 11090  | 8880                   | 9150  |
| O                  | 11760  | 10200   | 11900   | 11390  | 9110                   | 9390  |
| P                  | 12060  | 10500   | 12200   | 11690  | 9340                   | 9630  |
| Q                  | 12360  | 10800   | 12500   | 11990  | 9570                   | 9870  |
| R                  | 12660  | 11100   | 12800   | 12290  | 9800                   | 10110   |
| DIMENSIONS:        |  |   |   |  |                        |   |
| Outside Height     | 36   | 36  | 36  | 36   | 36                     | 36  |
| Outside Width      | 87   | 87  | 87  | 79   | 79                     | 79  |
| Outside Depth      | 37   | 37  | 37  | 37   | 37                     | 40  |
| Inside Height      | 16   | 16  | 16  | 16   | 16                     | 16  |
| Inside Width       | 74   | 74  | 74  | 74   | 74                     | 74  |
| Inside Depth       | 22   | 22  | 22  | 22   | 22                     | 24  |
| Seat Height        | 20   | 20  | 20  | 20   | 20                     | 20  |
| Arm Height         | 24   | 24  | 24  | 24   | 24                     | 24  |
| RECLINERS:         |  |   |   |  |                        |   |
| Wall Clearance     |  |   |   |  |                        |   |
| Footrest           |  |   |   |  |                        |   |
| Fully Reclined     |  |   |   |  |                        |   |
| COM YDG (54"Plain) | 17   | 17  | 17  | 17   | 15.5                   | 16.5  |
| CARTON WEIGHT      | 245  | 170   | 245   | 245  | 160                    | 190   |
| STANDARD TRIM      | Double Needle  | Double Needle   | Double Needle   | Double Needle  | Double Needle          | Double Needle   |
| OPTIONAL TRIM      | Nailhead - \$330   | Nailhead - \$330  | Nailhead - \$330  | Nailhead - \$330   | Nailhead - \$330       | Nailhead - \$330  |
| STD SEAT CUSHION   | Poly on Poly   | Poly on Poly  | Poly on Poly  | Poly on Poly   | Poly on Poly           | Poly on Poly  |
| STD BACK CUSHION   | Premium Fiber  | Premium Fiber   | Premium Fiber   | Premium Fiber  | Premium Fiber          | Premium Fiber   |
| STD D RINGS/SNAPS  |  |   |   |  |                        |   |
| STANDARD FINISH    | Must specify   | Must specify  | Must specify  | Must specify   | Must specify           | Must specify  |
| STD LEGS/FEET      | Square Bunn  | Square Bunn   | Square Bunn   | Square Bunn  | Square Bunn            | Square Bunn   |
| WOOD SPECIES       | Maple  | Maple   | Maple   | Maple  | Maple                  | Maple   |
| STANDARD BASE      |  |   |   |  |                        |   |
| STD MECHANISM      | Leggett & Platt  |   | Leggett & Platt   | Leggett & Platt  |                        |   |
| OPT MECHANISM      | Air Dream-\$690  |   | Air Dream-\$690   | Air Dream-\$690  |                        |   |
| SPECIAL NOTES      | Welt: See 921 group  | Welt: See 921 group   | Welt: See 921 group   | Welt: See 921 group  | Welt: See 921 group    | Welt: See 921 group   |

|                    | NO IMAGE AVAILABLE  | NO IMAGE AVAILABLE            | NO IMAGE AVAILABLE                | NO IMAGE AVAILABLE                | NO IMAGE AVAILABLE                           | NO IMAGE AVAILABLE                           |
|--------------------|---|-------------------------------|-----------------------------------|-----------------------------------|--|--|
| STYLE NUMBER:      | 920-00L or R  | 920-00L/40 or R/40            | 920-00LC-10 or RC-10              | 920-0LC10/40 or RC10/40           | 920-00LAW                                    | 920-00RAW                                    |
| STYLE NAME:        | Manhattan   | Manhattan                     | Manhattan                         | Manhattan                         | Manhattan                                    | Manhattan                                    |
| DESCRIPTION:       | Left or Right Arm Corner Sofa   | Left or Right Arm Corner Sofa | Left or Right Armless Corner Sofa | Left or Right Armless Corner Sofa | Left Arm Sofa Wedge                          | Right Arm Sofa Wedge                         |
| LEATHER GRADE:     | Plinth Base Avail.-Add Suffix "PB" to 920 & 921 Groups;(Not Avail on LAW/RAW) Add \$225 Sofa,\$150 Loveseat,\$75 Chair,\$60 Ottoman |                               |                                   |                                   |  |  |
| 1                  | 8810  | 8960                          | 8250                              | 8400                              | 9150   | 9530   |
| 2                  | 9410  | 9560                          | 8820                              | 8970                              | 9780   | 10200  |
| 3                  | 10010   | 10160                         | 9390                              | 9540                              | 10410  | 10880  |
| 4                  | 10610   | 10760                         | 9960                              | 10110                             | 11040  | 11550  |
| 5                  | 11210   | 11360                         | 10530                             | 10680                             | 11670  | 12230  |
| 6                  | 11810   | 11960                         | 11100                             | 11250                             | 12300  | 12900  |
| 7                  | 12410   | 12560                         | 11670                             | 11820                             | 12930  | 13580  |
| 8                  | 13010   | 13160                         | 12240                             | 12390                             | 13560  | 14250  |
| 9                  | 13610   | 13760                         | 12810                             | 12960                             | 14190  | 14930  |
| 10                 | 14210   | 14360                         | 13380                             | 13530                             | 14820  | 15600  |
| COM                | 6540  | 6690                          | 6120                              | 6270                              | 6720   | 6870   |
| FABRIC:            |   |                               |                                   |                                   |  |  |
| A                  | 6570  | 6720                          | 6530                              | 6680                              | 7490   | 8070   |
| B                  | 6740  | 6890                          | 6680                              | 6830                              | 7670   | 8250   |
| C                  | 6900  | 7050                          | 6830                              | 6980                              | 7850   | 8430   |
| D                  | 7230  | 7380                          | 7130                              | 7280                              | 8210   | 8790   |
| E                  | 7560  | 7710                          | 7430                              | 7580                              | 8570   | 9150   |
| F                  | 7890  | 8040                          | 7730                              | 7880                              | 8930   | 9510   |
| G                  | 8220  | 8370                          | 8030                              | 8180                              | 9290   | 9870   |
| H                  | 8550  | 8700                          | 8330                              | 8480                              | 9650   | 10230  |
| I                  | 8880  | 9030                          | 8630                              | 8780                              | 10010  | 10590  |
| J                  | 9210  | 9360                          | 8930                              | 9080                              | 10370  | 10950  |
| K                  | 9540  | 9690                          | 9230                              | 9380                              | 10730  | 11310  |
| L                  | 9870  | 10020                         | 9530                              | 9680                              | 11090  | 11670  |
| M                  | 10200   | 10350                         | 9830                              | 9980                              | 11450  | 12030  |
| N                  | 10530   | 10680                         | 10130                             | 10280                             | 11810  | 12390  |
| O                  | 10860   | 11010                         | 10430                             | 10580                             | 12170  | 12750  |
| P                  | 11190   | 11340                         | 10730                             | 10880                             | 12530  | 13110  |
| Q                  | 11520   | 11670                         | 11030                             | 11180                             | 12890  | 13470  |
| R                  | 11850   | 12000                         | 11330                             | 11480                             | 13250  | 13830  |
| DIMENSIONS:        |   |                               |                                   |                                   |  |  |
| Outside Height     | 36  | 36                            | 36                                | 36                                | 36   | 36   |
| Outside Width      | 90  | 90                            | 84                                | 84                                | 114  | 114  |
| Outside Depth      | 37  | 40                            | 37                                | 40                                | 37   | 37   |
| Inside Height      | 16  | 16                            | 16                                | 16                                | 16   | 16   |
| Inside Width       | 74  | 74                            | 72                                | 72                                | 90   | 90   |
| Inside Depth       | 22  | 24                            | 22                                | 24                                | 22   | 22   |
| Seat Height        | 20  | 20                            | 20                                | 20                                | 20   | 20   |
| Arm Height         | 24  | 24                            |                                   |                                   | 24   | 24   |
| RECLINERS:         |   |                               |                                   |                                   |  |  |
| Wall Clearance     |   |                               |                                   |                                   |  |  |
| Footrest           |   |                               |                                   |                                   |  |  |
| Fully Reclined     |   |                               |                                   |                                   |  |  |
| COM YDG (54"Plain) | 18  | 18.5                          | 16.5                              | 17.5                              | 19   | 19   |
| CARTON WEIGHT      | 200   | 200                           | 190                               | 175                               | 225  | 225  |
| STANDARD TRIM      | Double Needle   | Double Needle                 | Double Needle                     | Double Needle                     | Double Needle                                | Double Needle                                |
| OPTIONAL TRIM      | Nailhead - \$330  | Nailhead - \$330              | Nailhead - \$330                  | Nailhead - \$330                  | Nailhead - \$330                             | Nailhead - \$330                             |
| STD SEAT CUSHION   | Poly on Poly  | Poly on Poly                  | Poly on Poly                      | Poly on Poly                      | Poly on Poly                                 | Poly on Poly                                 |
| STD BACK CUSHION   | Premium Fiber   | Premium Fiber                 | Premium Fiber                     | Premium Fiber                     | Premium Fiber                                | Premium Fiber                                |
| STD D RINGS/SNAPS  |   |                               |                                   |                                   |  |  |
| STANDARD FINISH    | Must specify  | Must specify                  | Must specify                      | Must specify                      | Must specify                                 | Must specify                                 |
| STD LEGS/FEET      | Square Bunn   | Square Bunn                   | Square Bunn                       | Square Bunn                       | Square Bunn                                  | Square Bunn                                  |
| WOOD SPECIES       | Maple   | Maple                         | Maple                             | Maple                             | Maple  | Maple  |
| STANDARD BASE      |   |                               |                                   |                                   |  |  |
| STD MECHANISM      |   |                               |                                   |                                   |  |  |
| OPT MECHANISM      |   |                               |                                   |                                   |  |  |
| SPECIAL NOTES      | Welt: See 921 group   | Welt: See 921 group           | Welt: See 921 group               | Welt: See 921 group               | Welt: See 921 group<br>Plinth Base not Avail | Welt: See 921 group<br>Plinth Base not Avail |



|                    |  |                     |   |                     |                     |                     |
|--------------------|--|---------------------|---|---------------------|---------------------|---------------------|
|                    |                             | NO IMAGE AVAILABLE  |  | NO IMAGE AVAILABLE  | NO IMAGE AVAILABLE  | NO IMAGE AVAILABLE  |
| STYLE NUMBER:      | 920-02   | 920-02/40           | 920-02-10   | 920-02-10/40        | 920-02-35           | 920-02-35/40        |
| STYLE NAME:        | Manhattan  | Manhattan           | Manhattan   | Manhattan           | Manhattan           | Manhattan           |
| DESCRIPTION:       | Chair  | Chair               | Armless Chair   | Armless Chair       | Corner Chair        | Corner Chair        |
| LEATHER GRADE:     | Plinth Base Avail.-Add Suffix "PB" to 920 & 921 Groups;Add \$225 Sofa,\$150 Loveseat,\$75 Chair,\$60 Ottoman |                     |   |                     |                     |                     |
| 1                  | 4100   | 4190                | 3230  | 3320                | 4430                | 4520                |
| 2                  | 4410   | 4500                | 3450  | 3540                | 4740                | 4830                |
| 3                  | 4730   | 4820                | 3680  | 3770                | 5060                | 5150                |
| 4                  | 5040   | 5130                | 3900  | 3990                | 5370                | 5460                |
| 5                  | 5360   | 5450                | 4130  | 4220                | 5690                | 5780                |
| 6                  | 5670   | 5760                | 4350  | 4440                | 6000                | 6090                |
| 7                  | 5990   | 6080                | 4580  | 4670                | 6320                | 6410                |
| 8                  | 6300   | 6390                | 4800  | 4890                | 6630                | 6720                |
| 9                  | 6620   | 6710                | 5030  | 5120                | 6950                | 7040                |
| 10                 | 6930   | 7020                | 5250  | 5340                | 7260                | 7350                |
| COM                | 3000   | 3090                | 2460  | 2550                | 3290                | 3380                |
| FABRIC:            |  |                     |   |                     |                     |                     |
| A                  | 3140   | 3230                | 2630  | 2720                | 3450                | 3540                |
| B                  | 3230   | 3320                | 2690  | 2780                | 3540                | 3630                |
| C                  | 3320   | 3410                | 2750  | 2840                | 3630                | 3720                |
| D                  | 3500   | 3590                | 2870  | 2960                | 3810                | 3900                |
| E                  | 3680   | 3770                | 2990  | 3080                | 3990                | 4080                |
| F                  | 3860   | 3950                | 3110  | 3200                | 4170                | 4260                |
| G                  | 4040   | 4130                | 3230  | 3320                | 4350                | 4440                |
| H                  | 4220   | 4310                | 3350  | 3440                | 4530                | 4620                |
| I                  | 4400   | 4490                | 3470  | 3560                | 4710                | 4800                |
| J                  | 4580   | 4670                | 3590  | 3680                | 4890                | 4980                |
| K                  | 4760   | 4850                | 3710  | 3800                | 5070                | 5160                |
| L                  | 4940   | 5030                | 3830  | 3920                | 5250                | 5340                |
| M                  | 5120   | 5210                | 3950  | 4040                | 5430                | 5520                |
| N                  | 5300   | 5390                | 4070  | 4160                | 5610                | 5700                |
| O                  | 5480   | 5570                | 4190  | 4280                | 5790                | 5880                |
| P                  | 5660   | 5750                | 4310  | 4400                | 5970                | 6060                |
| Q                  | 5840   | 5930                | 4430  | 4520                | 6150                | 6240                |
| R                  | 6020   | 6110                | 4550  | 4640                | 6330                | 6420                |
| DIMENSIONS:        |  |                     |   |                     |                     |                     |
| Outside Height     | 36   | 36                  | 36  | 36                  | 36                  | 36                  |
| Outside Width      | 37   | 39                  | 25  | 25                  | 37                  | 37                  |
| Outside Depth      | 37   | 40                  | 37  | 40                  | 37                  | 40                  |
| Inside Height      | 16   | 16                  | 16  | 16                  | 16                  | 16                  |
| Inside Width       | 24   | 24                  | 25  | 25                  | 22                  | 22                  |
| Inside Depth       | 22   | 24                  | 22  | 24                  | 22                  | 24                  |
| Seat Height        | 20   | 20                  | 20  | 20                  | 20                  | 20                  |
| Arm Height         | 24   | 24                  |   |                     |                     |                     |
| RECLINERS:         |  |                     |   |                     |                     |                     |
| Wall Clearance     |  |                     |   |                     |                     |                     |
| Footrest           |  |                     |   |                     |                     |                     |
| Fully Reclined     |  |                     |   |                     |                     |                     |
| COM YDG (54"Plain) | 9  | 10                  | 7   | 8                   | 9                   | 10                  |
| CARTON WEIGHT      | 85   | 90                  | 70  | 25                  | 90                  | 95                  |
| STANDARD TRIM      | Double Needle  | Double Needle       | Double Needle   | Double Needle       | Double Needle       | Double Needle       |
| OPTIONAL TRIM      | Nailhead - \$240   | Nailhead - \$240    | Nailhead - \$240  | Nailhead - \$240    | Nailhead - \$240    | Nailhead - \$240    |
| STD SEAT CUSHION   | Poly on Poly   | Poly on Poly        | Poly on Poly  | Poly on Poly        | Poly on Poly        | Poly on Poly        |
| STD BACK CUSHION   | Premium Fiber  | Premium Fiber       | Premium Fiber   | Premium Fiber       | Premium Fiber       | Premium Fiber       |
| STD D RINGS/SNAPS  |  |                     |   |                     |                     |                     |
| STANDARD FINISH    | Must specify   | Must specify        | Must specify  | Must specify        | Must specify        | Must specify        |
| STD LEGS/FEET      | Square Bunn  | Square Bunn         | Square Bunn   | Square Bunn         | Square Bunn         | Square Bunn         |
| WOOD SPECIES       | Maple  | Maple               | Maple   | Maple               | Maple               | Maple               |
| STANDARD BASE      |  |                     |   |                     |                     |                     |
| STD MECHANISM      |  |                     |   |                     |                     |                     |
| OPT MECHANISM      |  |                     |   |                     |                     |                     |
| SPECIAL NOTES      | Welt: See 921 group  | Welt: See 921 group | Welt: See 921 group   | Welt: See 921 group | Welt: See 921 group | Welt: See 921 group |


|                    |   |   |                     |  |   |                     |
|--------------------|---|---|---------------------|--|---|---------------------|
|                    |    |  | NO IMAGE AVAILABLE  |  |  | NO IMAGE AVAILABLE  |
| STYLE NUMBER:      | 920-02SW  | 920-03  | 920-03L             | 920-04   | 920-05  | 920-05/40           |
| STYLE NAME:        | Manhattan   | Manhattan   | Manhattan           | Manhattan  | Manhattan   | Manhattan           |
| DESCRIPTION:       | Swivel Chair  | Ottoman   | Large Ottoman       | Bumper Ottoman   | Loveseat  | Loveseat            |
| LEATHER GRADE:     | Plinth Base Avail.-Add Suffix "PB" to 920 & 921 Groups;(Not Avail on LAW/RAW) Add \$225 Sofa,\$150 Loveseat,\$75 Chair,\$60 Ottoman |   |                     |  |   |                     |
| 1                  | 4250  | 1610  | 1910                | 2100   | 6260  | 6380                |
| 2                  | 4550  | 1710  | 2030                | 2220   | 6690  | 6810                |
| 3                  | 4850  | 1820  | 2150                | 2340   | 7130  | 7250                |
| 4                  | 5150  | 1920  | 2270                | 2460   | 7560  | 7680                |
| 5                  | 5450  | 2030  | 2390                | 2580   | 8000  | 8120                |
| 6                  | 5750  | 2130  | 2510                | 2700   | 8430  | 8550                |
| 7                  | 6050  | 2240  | 2630                | 2820   | 8870  | 8990                |
| 8                  | 6350  | 2340  | 2750                | 2940   | 9300  | 9420                |
| 9                  | 6650  | 2450  | 2870                | 3060   | 9740  | 9860                |
| 10                 | 6950  | 2550  | 2990                | 3180   | 10170   | 10290               |
| COM                | 2930  | 1190  | 1470                | 1560   | 4650  | 4770                |
| FABRIC:            |   |   |                     |  |   |                     |
| A                  | 3060  | 1270  | 1600                | 1700   | 4920  | 5040                |
| B                  | 3150  | 1300  | 1640                | 1730   | 5040  | 5160                |
| C                  | 3240  | 1320  | 1680                | 1760   | 5160  | 5280                |
| D                  | 3420  | 1370  | 1750                | 1820   | 5400  | 5520                |
| E                  | 3600  | 1420  | 1820                | 1880   | 5640  | 5760                |
| F                  | 3780  | 1470  | 1890                | 1940   | 5880  | 6000                |
| G                  | 3960  | 1510  | 1960                | 2000   | 6120  | 6240                |
| H                  | 4140  | 1560  | 2040                | 2060   | 6360  | 6480                |
| I                  | 4320  | 1610  | 2110                | 2120   | 6600  | 6720                |
| J                  | 4500  | 1660  | 2180                | 2180   | 6840  | 6960                |
| K                  | 4680  | 1710  | 2250                | 2240   | 7080  | 7200                |
| L                  | 4860  | 1750  | 2320                | 2300   | 7320  | 7440                |
| M                  | 5040  | 1800  | 2400                | 2360   | 7560  | 7680                |
| N                  | 5220  | 1850  | 2470                | 2420   | 7800  | 7920                |
| O                  | 5400  | 1900  | 2540                | 2480   | 8040  | 8160                |
| P                  | 5580  | 1950  | 2610                | 2540   | 8280  | 8400                |
| Q                  | 5760  | 1990  | 2680                | 2600   | 8520  | 8640                |
| R                  | 5940  | 2040  | 2760                | 2660   | 8760  | 8880                |
| DIMENSIONS:        |   |   |                     |  |   |                     |
| Outside Height     | 36  | 20  | 20                  | 20   | 36  | 36                  |
| Outside Width      | 37  | 27  | 32                  | 35   | 61  | 61                  |
| Outside Depth      | 37  | 21  | 21                  | 26   | 37  | 40                  |
| Inside Height      | 16  |   |                     |  | 16  | 16                  |
| Inside Width       | 24  |   |                     |  | 49  | 49                  |
| Inside Depth       | 22  |   |                     |  | 22  | 24                  |
| Seat Height        | 20  |   |                     |  | 20  | 20                  |
| Arm Height         | 24  |   |                     |  | 24  | 24                  |
| RECLINERS:         |   |   |                     |  |   |                     |
| Wall Clearance     |   |   |                     |  |   |                     |
| Footrest           |   |   |                     |  |   |                     |
| Fully Reclined     |   |   |                     |  |   |                     |
| COM YDG (54"Plain) | 10  | 3   | 3.5                 | 4  | 13  | 14                  |
| CARTON WEIGHT      | 90  | 25  | 45                  | 45   | 125   | 130                 |
| STANDARD TRIM      | Double Needle   | Double Needle   | Double Needle       | Double Needle  | Double Needle   | Double Needle       |
| OPTIONAL TRIM      |   | Nailhead - \$180  | Nailhead - \$180    | Nailhead - \$180   | Nailhead - \$300  | Nailhead - \$300    |
| STD SEAT CUSHION   | Poly on Poly  | Poly Fiber  | Poly Fiber          | Poly Fiber   | Poly on Poly  | Poly on Poly        |
| STD BACK CUSHION   | Premium Fiber   |   |                     |  | Premium Fiber   | Premium Fiber       |
| STD D RINGS/SNAPS  |   |   |                     |  |   |                     |
| STANDARD FINISH    | N/A   | Must specify  | Must specify        | Must specify   | Must specify  | Must specify        |
| STD LEGS/FEET      |   | Square Bunn   | Square Bunn         | Square Bunn  | Square Bunn   | Square Bunn         |
| WOOD SPECIES       |   | Maple   | Maple               | Maple  | Maple   | Maple               |
| STANDARD BASE      | Swivel  |   |                     |  |   |                     |
| STD MECHANISM      |   |   |                     |  |   |                     |
| OPT MECHANISM      |   |   |                     |  |   |                     |
| SPECIAL NOTES      |   | Welt: See 921 group   | Welt: See 921 group | Welt: See 921 group  | Welt: See 921 group   | Welt: See 921 group |



|                    | NO IMAGE AVAILABLE  | NO IMAGE AVAILABLE         | NO IMAGE AVAILABLE  | NO IMAGE AVAILABLE  |  |  |
|--------------------|---|----------------------------|---------------------|---------------------|---|---|
| STYLE NUMBER:      | 920-05-1L or -1R  | 920-05-1L/40 or -1R/40     | 920-05-50           | 920-05-50/40        | 920-05LAW   | 920-05RAW   |
| STYLE NAME:        | Manhattan   | Manhattan                  | Manhattan           | Manhattan           | Manhattan   | Manhattan   |
| DESCRIPTION:       | Left or Right Arm Loveseat  | Left or Right Arm Loveseat | Armless Loveseat    | Armless Loveseat    | Left Arm Loveseat Wedge   | Right Arm Loveseat Wedge  |
| LEATHER GRADE:     | Plinth Base Avail.-Add Suffix "PB" to 920 & 921 Groups:(Not Avail on LAW/RAW) Add \$225 Sofa,\$150 Loveseat,\$75 Chair,\$60 Ottoman |                            |                     |                     |   |   |
| 1                  | 5640  | 5760                       | 5190                | 5310                | 7050  | 8360  |
| 2                  | 6030  | 6150                       | 5570                | 5670                | 7560  | 8940  |
| 3                  | 6420  | 6540                       | 5940                | 6030                | 8070  | 9530  |
| 4                  | 6810  | 6930                       | 6320                | 6390                | 8580  | 10110   |
| 5                  | 7200  | 7320                       | 6690                | 6750                | 9090  | 10700   |
| 6                  | 7590  | 7710                       | 7070                | 7110                | 9600  | 11280   |
| 7                  | 7980  | 8100                       | 7440                | 7470                | 10110   | 11870   |
| 8                  | 8370  | 8490                       | 7820                | 7830                | 10620   | 12450   |
| 9                  | 8760  | 8880                       | 8190                | 8190                | 11130   | 13040   |
| 10                 | 9150  | 9270                       | 8570                | 8550                | 11640   | 13620   |
| COM                | 4250  | 4370                       | 3920                | 4040                | 5460  | 6180  |
| FABRIC:            |   |                            |                     |                     |   |   |
| A                  | 4530  | 4650                       | 4200                | 4260                | 5810  | 6540  |
| B                  | 4640  | 4760                       | 4310                | 4370                | 5940  | 6710  |
| C                  | 4740  | 4860                       | 4410                | 4470                | 6080  | 6870  |
| D                  | 4950  | 5070                       | 4620                | 4680                | 6350  | 7200  |
| E                  | 5160  | 5280                       | 4800                | 4890                | 6620  | 7530  |
| F                  | 5370  | 5490                       | 4980                | 5100                | 6890  | 7860  |
| G                  | 5580  | 5700                       | 5160                | 5310                | 7160  | 8190  |
| H                  | 5790  | 5910                       | 5340                | 5520                | 7430  | 8520  |
| I                  | 6000  | 6120                       | 5520                | 5730                | 7700  | 8850  |
| J                  | 6210  | 6330                       | 5700                | 5940                | 7970  | 9180  |
| K                  | 6420  | 6540                       | 5880                | 6150                | 8240  | 9510  |
| L                  | 6630  | 6750                       | 6060                | 6360                | 8510  | 9840  |
| M                  | 6840  | 6960                       | 6240                | 6570                | 8780  | 10170   |
| N                  | 7050  | 7170                       | 6420                | 6780                | 9050  | 10500   |
| O                  | 7260  | 7380                       | 6600                | 6990                | 9320  | 10830   |
| P                  | 7470  | 7590                       | 6780                | 7200                | 9590  | 11160   |
| Q                  | 7680  | 7800                       | 6960                | 7410                | 9860  | 11490   |
| R                  | 7890  | 8010                       | 7140                | 7620                | 10130   | 11820   |
| DIMENSIONS:        |   |                            |                     |                     |   |   |
| Outside Height     | 36  | 36                         | 36                  | 36                  | 36  | 36  |
| Outside Width      | 55  | 55                         | 49                  | 49                  | 91  | 91  |
| Outside Depth      | 37  | 40                         | 37                  | 40                  | 37  | 37  |
| Inside Height      | 16  | 16                         | 16                  | 16                  | 16  | 16  |
| Inside Width       | 49  | 49                         | 49                  | 49                  | 67  | 67  |
| Inside Depth       | 22  | 24                         | 22                  | 24                  | 22  | 22  |
| Seat Height        | 20  | 20                         | 20                  | 20                  | 20  | 20  |
| Arm Height         | 24  | 24                         |                     |                     | 24  | 24  |
| RECLINERS:         |   |                            |                     |                     |   |   |
| Wall Clearance     |   |                            |                     |                     |   |   |
| Footrest           |   |                            |                     |                     |   |   |
| Fully Reclined     |   |                            |                     |                     |   |   |
| COM YDG (54"Plain) | 12.5  | 13.5                       | 11.5                | 12                  | 15  | 17  |
| CARTON WEIGHT      | 125   | 130                        | 130                 | 130                 | 175   | 175   |
| STANDARD TRIM      | Double Needle   | Double Needle              | Double Needle       | Double Needle       | Double Needle   | Double Needle   |
| OPTIONAL TRIM      | Nailhead - \$300  | Nailhead - \$300           | Nailhead - \$300    | Nailhead - \$300    | Nailhead - \$300  | Nailhead - \$300  |
| STD SEAT CUSHION   | Poly on Poly  | Poly on Poly               | Poly on Poly        | Poly on Poly        | Poly on Poly  | Poly on Poly  |
| STD BACK CUSHION   | Premium Fiber   | Premium Fiber              | Premium Fiber       | Premium Fiber       | Premium Fiber   | Premium Fiber   |
| STD D RINGS/SNAPS  |   |                            |                     |                     |   |   |
| STANDARD FINISH    | Must specify  | Must specify               | Must specify        | Must specify        | Must specify  | Must specify  |
| STD LEGS/FEET      | Square Bunn   | Square Bunn                | Square Bunn         | Square Bunn         | Square Bunn   | Square Bunn   |
| WOOD SPECIES       | Maple   | Maple                      | Maple               | Maple               | Maple   | Maple   |
| STANDARD BASE      |   |                            |                     |                     |   |   |
| STD MECHANISM      |   |                            |                     |                     |   |   |
| OPT MECHANISM      |   |                            |                     |                     |   |   |
| SPECIAL NOTES      | Welt: See 921 group   | Welt: See 921 group        | Welt: See 921 group | Welt: See 921 group | Welt: See 921 group   | Welt: See 921 group   |



|                     | NO IMAGE AVAILABLE   | NO IMAGE AVAILABLE                          | NO IMAGE AVAILABLE                          | NO IMAGE AVAILABLE  | NO IMAGE AVAILABLE  |  |
|---------------------|--|---|---|---------------------|---------------------|---|
| STYLE NUMBER:       | 920-07   | 920-08/15 or /16                            | 920-08-15/40 or -16/40                      | 920-09              | 920-09/40           | 921-00  |
| STYLE NAME:         | Manhattan  | Manhattan                                   | Manhattan                                   | Manhattan           | Manhattan           | Manhattan   |
| DESCRIPTION:        | Recliner   | Right (15) or Left(16)<br>Arm Chaise Lounge | Right (15) or Left(16)<br>Arm Chaise Lounge | Wedge               | Wedge               | Sofa  |
| LEATHER GRADE:      | Plinth Base Avail.-Add Suffix "PB" to 920 & 921 Groups: Add \$225 Sofa, \$150 Loveseat, \$75 Chair, \$60 Ottoman |   |   |                     |                     |   |
| 1                   | 5520   | 4940  | 5030  | 5730                | 5840                | 7970  |
| 2                   | 5850   | 5300  | 5390  | 6150                | 6260                | 8570  |
| 3                   | 6180   | 5660  | 5750  | 6570                | 6680                | 9170  |
| 4                   | 6510   | 6020  | 6110  | 6990                | 7100                | 9770  |
| 5                   | 6840   | 6380  | 6470  | 7410                | 7520                | 10370   |
| 6                   | 7170   | 6740  | 6830  | 7830                | 7940                | 10970   |
| 7                   | 7500   | 7100  | 7190  | 8250                | 8360                | 11570   |
| 8                   | 7830   | 7460  | 7550  | 8670                | 8780                | 12170   |
| 9                   | 8160   | 7820  | 7910  | 9090                | 9200                | 12770   |
| 10                  | 8490   | 8180  | 8270  | 9510                | 9620                | 13370   |
| COM                 | 4050   | 3710  | 3800  | 4290                | 4400                | 5840  |
| FABRIC:             |  |   |   |                     |                     |   |
| A                   | 4410   | 3960  | 4050  | 4540                | 4650                | 6180  |
| B                   | 4480   | 4050  | 4140  | 4660                | 4760                | 6330  |
| C                   | 4560   | 4140  | 4230  | 4770                | 4880                | 6480  |
| D                   | 4700   | 4320  | 4410  | 5000                | 5100                | 6780  |
| E                   | 4840   | 4500  | 4590  | 5230                | 5330                | 7080  |
| F                   | 4990   | 4680  | 4770  | 5460                | 5560                | 7380  |
| G                   | 5130   | 4860  | 4950  | 5680                | 5790                | 7680  |
| H                   | 5280   | 5040  | 5130  | 5910                | 6020                | 7980  |
| I                   | 5420   | 5220  | 5310  | 6140                | 6240                | 8280  |
| J                   | 5560   | 5400  | 5490  | 6370                | 6470                | 8580  |
| K                   | 5710   | 5580  | 5670  | 6600                | 6700                | 8880  |
| L                   | 5850   | 5760  | 5850  | 6820                | 6930                | 9180  |
| M                   | 6000   | 5940  | 6030  | 7050                | 7160                | 9480  |
| N                   | 6140   | 6120  | 6210  | 7280                | 7380                | 9780  |
| O                   | 6280   | 6300  | 6390  | 7510                | 7610                | 10080   |
| P                   | 6430   | 6480  | 6570  | 7740                | 7840                | 10380   |
| Q                   | 6570   | 6660  | 6750  | 7960                | 8070                | 10680   |
| R                   | 6720   | 6840  | 6930  | 8190                | 8300                | 10980   |
| DIMENSIONS:         |  |   |   |                     |                     |   |
| Outside Height      | 40   | 36  | 36  | 36                  | 36                  | 36  |
| Outside Width       | 36   | 32  | 32  | 67                  | 67                  | 87  |
| Outside Depth       | 35   | 62  | 64  | 37                  | 40                  | 37  |
| Inside Height       | 16   | 14  | 14  | 16                  | 16                  | 16  |
| Inside Width        | 24   | 26  | 26  | 51                  | 51                  | 74  |
| Inside Depth        | 22   | 49  | 51  | 22                  | 24                  | 22  |
| Seat Height         | 20   | 20  | 20  | 20                  | 20                  | 20  |
| Arm Height          | 24   | 24  | 24  |                     |                     | 24  |
| RECLINERS:          |  |   |   |                     |                     |   |
| Wall Clearance      | 18   |   |   |                     |                     |   |
| Footrest            | 13   |   |   |                     |                     |   |
| Fully Reclined      | 66   |   |   |                     |                     |   |
| COM YDG (54" Plain) | 9  | 10.5  | 11.5  | 18                  | 13.5                | 18  |
| CARTON WEIGHT       | 150  | 135   | 140   | 175                 | 130                 | 175   |
| STANDARD TRIM       | Double Needle  | Double Needle                               | Double Needle                               | Double Needle       | Double Needle       | Welt  |
| OPTIONAL TRIM       |  | Nailhead - \$330                            | Nailhead - \$330                            | Nailhead - \$240    | Nailhead - \$240    | Double Needle-See 920 grp   |
| STD SEAT CUSHION    | Blend Down   | Poly on Poly                                | Poly on Poly                                | Poly on Poly        | Poly on Poly        | Poly on Poly  |
| STD BACK CUSHION    | Premium Fiber  | Premium Fiber                               | Premium Fiber                               | Premium Fiber       | Premium Fiber       | Premium Fiber   |
| STD D RINGS/SNAPS   |  |   |   |                     |                     |   |
| STANDARD FINISH     | Must specify   | Must specify                                | Must specify                                | Must specify        | Must specify        | Must specify  |
| STD LEGS/FEET       | Square Bunn  | Square Bunn                                 | Square Bunn                                 | Square Bunn         | Square Bunn         | Square Bunn   |
| WOOD SPECIES        | Maple  | Maple                                       | Maple                                       | Maple               | Maple               | Maple   |
| STANDARD BASE       |  |   |   |                     |                     |   |
| STD MECHANISM       | Push Back  |   |   |                     |                     |   |
| OPT MECHANISM       | N/A  |   |   |                     |                     |   |
| SPECIAL NOTES       | Welt: See 921 group  | Welt: See 921 group                         | Welt: See 921 group                         | Welt: See 921 group | Welt: See 921 group |   |








|                    | NO IMAGE AVAILABLE  |  |  | NO IMAGE AVAILABLE        | NO IMAGE AVAILABLE            | NO IMAGE AVAILABLE            |
|--------------------|---|---|---|---------------------------|-------------------------------|-------------------------------|
| STYLE NUMBER:      | 921-00/40   | 921-00/1  | 921-00-68S  | 921-00-1L or -1R          | 921-00-1L/40 or -1R/40        | 921-00L or R                  |
| STYLE NAME:        | Manhattan   | Manhattan   | Manhattan   | Manhattan                 | Manhattan                     | Manhattan                     |
| DESCRIPTION:       | Sofa (40"deep)  | One Seat Sofa   | Sleeper Sofa  | Left or Right Arm Sofa    | Left or Rt Arm Sofa (40"deep) | Left or Right Arm Corner Sofa |
| LEATHER GRADE:     | Plinth Base Avail.-Add Suffix "PB" to 920 & 921 Groups:(Not Avail on LAW/RAW) Add \$225 Sofa,\$150 Loveseat,\$75 Chair,\$60 Ottoman |   |   |                           |                               |                               |
| 1                  | 8120  | 8090  | 9600  | 7580                      | 7730                          | 8850                          |
| 2                  | 8720  | 8690  | 10200   | 8100                      | 8250                          | 9470                          |
| 3                  | 9320  | 9290  | 10800   | 8630                      | 8780                          | 10080                         |
| 4                  | 9920  | 9890  | 11400   | 9150                      | 9300                          | 10700                         |
| 5                  | 10520   | 10490   | 12000   | 9680                      | 9830                          | 11310                         |
| 6                  | 11120   | 11090   | 12600   | 10200                     | 10350                         | 11930                         |
| 7                  | 11720   | 11690   | 13200   | 10730                     | 10880                         | 12540                         |
| 8                  | 12320   | 12290   | 13800   | 11250                     | 11400                         | 13160                         |
| 9                  | 12920   | 12890   | 14400   | 11780                     | 11930                         | 13770                         |
| 10                 | 13520   | 13490   | 15000   | 12300                     | 12450                         | 14390                         |
| COM                | 5990  | 5960  | 7280  | 5580                      | 5700                          | 6470                          |
| FABRIC:            |   |   |   |                           |                               |                               |
| A                  | 6330  | 6300  | 7860  | 5940                      | 6090                          | 6860                          |
| B                  | 6480  | 6450  | 8010  | 6080                      | 6230                          | 7020                          |
| C                  | 6630  | 6600  | 8160  | 6210                      | 6360                          | 7190                          |
| D                  | 6930  | 6900  | 8460  | 6480                      | 6630                          | 7520                          |
| E                  | 7230  | 7200  | 8760  | 6750                      | 6900                          | 7850                          |
| F                  | 7530  | 7500  | 9060  | 7020                      | 7170                          | 8180                          |
| G                  | 7830  | 7800  | 9360  | 7290                      | 7440                          | 8510                          |
| H                  | 8130  | 8100  | 9660  | 7560                      | 7710                          | 8840                          |
| I                  | 8430  | 8400  | 9960  | 7830                      | 7980                          | 9170                          |
| J                  | 8730  | 8700  | 10260   | 8100                      | 8250                          | 9500                          |
| K                  | 9030  | 9000  | 10560   | 8370                      | 8520                          | 9830                          |
| L                  | 9330  | 9300  | 10860   | 8640                      | 8790                          | 10160                         |
| M                  | 9630  | 9600  | 11160   | 8910                      | 9060                          | 10490                         |
| N                  | 9930  | 9900  | 11460   | 9180                      | 9330                          | 10820                         |
| O                  | 10230   | 10200   | 11760   | 9450                      | 9600                          | 11150                         |
| P                  | 10530   | 10500   | 12060   | 9720                      | 9870                          | 11480                         |
| Q                  | 10830   | 10800   | 12360   | 9990                      | 10140                         | 11810                         |
| R                  | 11130   | 11100   | 12660   | 10260                     | 10410                         | 12140                         |
| DIMENSIONS:        |   |   |   |                           |                               |                               |
| Outside Height     | 34.5  | 36  | 36  | 36                        | 36                            | 36                            |
| Outside Width      | 86  | 87  | 87  | 79                        | 79                            | 90                            |
| Outside Depth      | 40  | 37  | 37  | 37                        | 40                            | 37                            |
| Inside Height      | 16  | 16  | 16  | 16                        | 16                            | 16                            |
| Inside Width       | 73.5  | 74  | 74  | 74                        | 74                            | 74                            |
| Inside Depth       | 24  | 22  | 22  | 22                        | 24                            | 22                            |
| Seat Height        | 20  | 20  | 20  | 20                        | 20                            | 20                            |
| Arm Height         | 24  | 24  | 24  | 24                        | 24                            | 24                            |
| RECLINERS:         |   |   |   |                           |                               |                               |
| Wall Clearance     |   |   |   |                           |                               |                               |
| Footrest           |   |   |   |                           |                               |                               |
| Fully Reclined     |   |   |   |                           |                               |                               |
| COM YDG (54"Plain) | 19  | 17.5  | 18.5  | 17                        | 18                            | 19                            |
| CARTON WEIGHT      | 185   | 175   | 270   | 175                       | 180                           | 200                           |
| STANDARD TRIM      | Welt  | Welt  | Welt  | Welt                      | Welt                          | Welt                          |
| OPTIONAL TRIM      | Double Needle-See 920 grp   | Double Needle-See 920 grp   | Double Needle-See 920 grp   | Double Needle-See 920 grp | Double Needle-See 920 grp     | Double Needle-See 920 grp     |
| STD SEAT CUSHION   | Poly on Poly  | Poly on Poly  | Poly on Poly  | Poly on Poly              | Poly on Poly                  | Poly on Poly                  |
| STD BACK CUSHION   | Premium Fiber   | Premium Fiber   | Premium Fiber   | Premium Fiber             | Premium Fiber                 | Premium Fiber                 |
| STD D RINGS/SNAPS  |   |   |   |                           |                               |                               |
| STANDARD FINISH    | Must specify  | Must specify  | Must specify  | Must specify              | Must specify                  | Must specify                  |
| STD LEGS/FEET      | Square Bunn   | Square Bunn   | Square Bunn   | Square Bunn               | Square Bunn                   | Square Bunn                   |
| WOOD SPECIES       | Maple   | Maple   | Maple   | Maple                     | Maple                         | Maple                         |
| STANDARD BASE      |   |   |   |                           |                               |                               |
| STD MECHANISM      |   |   | Leggett & Platt   |                           |                               |                               |
| OPT MECHANISM      |   |   | Air Dream-\$690   |                           |                               |                               |
| SPECIAL NOTES      |   |   |   |                           |                               |                               |







|                     | NO IMAGE AVAILABLE   | NO IMAGE AVAILABLE                | NO IMAGE AVAILABLE                | NO IMAGE AVAILABLE        | NO IMAGE AVAILABLE        |  |
|---------------------|--|-----------------------------------|-----------------------------------|---------------------------|---------------------------|---|
| STYLE NUMBER:       | 921-00L/40 or R/40   | 921-00LC-10 or RC-10              | 921-00LC10/40 or RC10/40          | 921-00LAW                 | 921-00RAW                 | 921-02  |
| STYLE NAME:         | Manhattan  | Manhattan                         | Manhattan                         | Manhattan                 | Manhattan                 | Manhattan   |
| DESCRIPTION:        | Left or Right Arm Corner Sofa  | Left or Right Armless Corner Sofa | Left or Right Armless Corner Sofa | Left Arm Sofa Wedge       | Right Arm Sofa Wedge      | Chair   |
| LEATHER GRADE:      | Plinth Base Avail.-Add Suffix "PB" to 920 & 921 Groups: Add \$225 Sofa, \$150 Loveseat, \$75 Chair, \$60 Ottoman |                                   |                                   |                           |                           |   |
| 1                   | 9000   | 8030                              | 8180                              | 9080                      | 10200                     | 4100  |
| 2                   | 9620   | 8610                              | 8760                              | 9740                      | 10910                     | 4430  |
| 3                   | 10230  | 9200                              | 9350                              | 10400                     | 11610                     | 4760  |
| 4                   | 10850  | 9780                              | 9930                              | 11060                     | 12320                     | 5090  |
| 5                   | 11460  | 10370                             | 10520                             | 11720                     | 13020                     | 5420  |
| 6                   | 12080  | 10950                             | 11100                             | 12380                     | 13730                     | 5750  |
| 7                   | 12690  | 11540                             | 11690                             | 13040                     | 14430                     | 6080  |
| 8                   | 13310  | 12120                             | 12270                             | 13700                     | 15140                     | 6410  |
| 9                   | 13920  | 12710                             | 12860                             | 14360                     | 15840                     | 6740  |
| 10                  | 14540  | 13290                             | 13440                             | 15020                     | 16550                     | 7070  |
| COM                 | 6620   | 5820                              | 5970                              | 6540                      | 7440                      | 2970  |
| FABRIC:             |  |                                   |                                   |                           |                           |   |
| A                   | 7010   | 6180                              | 6330                              | 6950                      | 7860                      | 3080  |
| B                   | 7170   | 6330                              | 6480                              | 7110                      | 8060                      | 3170  |
| C                   | 7340   | 6480                              | 6630                              | 7280                      | 8250                      | 3260  |
| D                   | 7670   | 6780                              | 6930                              | 7610                      | 8640                      | 3440  |
| E                   | 8000   | 7080                              | 7230                              | 7940                      | 9030                      | 3620  |
| F                   | 8330   | 7380                              | 7530                              | 8270                      | 9420                      | 3800  |
| G                   | 8660   | 7680                              | 7830                              | 8600                      | 9810                      | 3980  |
| H                   | 8990   | 7980                              | 8130                              | 8930                      | 10200                     | 4160  |
| I                   | 9320   | 8280                              | 8430                              | 9260                      | 10590                     | 4340  |
| J                   | 9650   | 8580                              | 8730                              | 9590                      | 10980                     | 4520  |
| K                   | 9980   | 8880                              | 9030                              | 9920                      | 11370                     | 4700  |
| L                   | 10310  | 9180                              | 9330                              | 10250                     | 11760                     | 4880  |
| M                   | 10640  | 9480                              | 9630                              | 10580                     | 12150                     | 5060  |
| N                   | 10970  | 9780                              | 9930                              | 10910                     | 12540                     | 5240  |
| O                   | 11300  | 10080                             | 10230                             | 11240                     | 12930                     | 5420  |
| P                   | 11630  | 10380                             | 10530                             | 11570                     | 13320                     | 5600  |
| Q                   | 11960  | 10680                             | 10830                             | 11900                     | 13710                     | 5780  |
| R                   | 12290  | 10980                             | 11130                             | 12230                     | 14100                     | 5960  |
| DIMENSIONS:         |  |                                   |                                   |                           |                           |   |
| Outside Height      | 36   | 36                                | 36                                | 36                        | 36                        | 36  |
| Outside Width       | 90   | 84                                | 84                                | 114                       | 114                       | 37  |
| Outside Depth       | 40   | 37                                | 37                                | 37                        | 37                        | 37  |
| Inside Height       | 16   | 16                                | 16                                | 16                        | 16                        | 16  |
| Inside Width        | 74   | 72                                | 72                                | 90                        | 90                        | 24  |
| Inside Depth        | 24   | 22                                | 24                                | 22                        | 22                        | 22  |
| Seat Height         | 20   | 20                                | 20                                | 20                        | 20                        | 20  |
| Arm Height          | 24   |                                   |                                   | 24                        | 24                        | 24  |
| RECLINERS:          |  |                                   |                                   |                           |                           |   |
| Wall Clearance      |  |                                   |                                   |                           |                           |   |
| Footrest            |  |                                   |                                   |                           |                           |   |
| Fully Reclined      |  |                                   |                                   |                           |                           |   |
| COM YDG (54" Plain) | 20   | 18                                | 19                                | 20                        | 22                        | 10  |
| CARTON WEIGHT       | 205  | 120                               | 125                               | 200                       | 200                       | 65  |
| STANDARD TRIM       | Welt   | Welt                              | Welt                              | Welt                      | Welt                      | Welt  |
| OPTIONAL TRIM       | Double Needle-See 920 grp  | Double Needle-See 920 grp         | Double Needle-See 920 grp         | Double Needle-See 920 grp | Double Needle-See 920 grp | Double Needle-See 920 grp   |
| STD SEAT CUSHION    | Poly on Poly   | Poly on Poly                      | Poly on Poly                      | Poly on Poly              | Poly on Poly              | Poly on Poly  |
| STD BACK CUSHION    | Premium Fiber  | Premium Fiber                     | Premium Fiber                     | Premium Fiber             | Premium Fiber             | Premium Fiber   |
| STD D RINGS/SNAPS   |  |                                   |                                   |                           |                           |   |
| STANDARD FINISH     | Must specify   | Must specify                      | Must specify                      | Must specify              | Must specify              | Must specify  |
| STD LEGS/FEET       | Square Bunn  | Square Bunn                       | Square Bunn                       | Square Bunn               | Square Bunn               | Square Bunn   |
| WOOD SPECIES        | Maple  | Maple                             | Maple                             | Maple                     | Maple                     | Maple   |
| STANDARD BASE       |  |                                   |                                   |                           |                           |   |
| STD MECHANISM       |  |                                   |                                   |                           |                           |   |
| OPT MECHANISM       |  |                                   |                                   |                           |                           |   |
| SPECIAL NOTES       |  |                                   |                                   |                           |                           |   |






|                    |   |   |                           |                           |                           |   |
|--------------------|---|---|---------------------------|---------------------------|---------------------------|---|
|                    | NO IMAGE AVAILABLE  |  | NO IMAGE AVAILABLE        | NO IMAGE AVAILABLE        | NO IMAGE AVAILABLE        |  |
| STYLE NUMBER:      | 920-02/40   | 921-02-10   | 921-02-10/40              | 921-02-35                 | 921-02-35/40              | 921-03  |
| STYLE NAME:        | Manhattan   | Manhattan   | Manhattan                 | Manhattan                 | Manhattan                 | Manhattan   |
| DESCRIPTION:       | Chair   | Armless Chair   | Armless Chair             | Corner Chair              | Corner Chair              | Ottoman   |
| LEATHER GRADE:     | Plinth Base Avail.-Add Suffix "PB" to 920 & 921 Groups.(Not Avail on LAW/RAW) Add \$225 Sofa,\$150 Loveseat,\$75 Chair,\$60 Ottoman |   |                           |                           |                           |   |
| 1                  | 4190  | 3110  | 3200                      | 4490                      | 4590                      | 1730  |
| 2                  | 4520  | 3350  | 3440                      | 4820                      | 4920                      | 1850  |
| 3                  | 4850  | 3590  | 3680                      | 5150                      | 5250                      | 1970  |
| 4                  | 5180  | 3830  | 3920                      | 5480                      | 5580                      | 2090  |
| 5                  | 5510  | 4070  | 4160                      | 5810                      | 5910                      | 2210  |
| 6                  | 5840  | 4310  | 4400                      | 6140                      | 6240                      | 2330  |
| 7                  | 6170  | 4550  | 4640                      | 6470                      | 6570                      | 2450  |
| 8                  | 6500  | 4790  | 4880                      | 6800                      | 6900                      | 2570  |
| 9                  | 6830  | 5030  | 5120                      | 7130                      | 7230                      | 2690  |
| 10                 | 7160  | 5270  | 5360                      | 7460                      | 7560                      | 2810  |
| COM                | 3080  | 2310  | 2400                      | 3300                      | 3410                      | 1280  |
| FABRIC:            |   |   |                           |                           |                           |   |
| A                  | 3170  | 2440  | 2530                      | 3480                      | 3590                      | 1390  |
| B                  | 3260  | 2500  | 2590                      | 3570                      | 3680                      | 1420  |
| C                  | 3350  | 2560  | 2650                      | 3660                      | 3770                      | 1440  |
| D                  | 3530  | 2690  | 2780                      | 3840                      | 3950                      | 1490  |
| E                  | 3710  | 2820  | 2910                      | 4020                      | 4130                      | 1540  |
| F                  | 3890  | 2940  | 3030                      | 4200                      | 4310                      | 1590  |
| G                  | 4070  | 3070  | 3160                      | 4380                      | 4490                      | 1630  |
| H                  | 4250  | 3190  | 3280                      | 4560                      | 4670                      | 1680  |
| I                  | 4430  | 3320  | 3410                      | 4740                      | 4850                      | 1730  |
| J                  | 4610  | 3450  | 3540                      | 4920                      | 5030                      | 1780  |
| K                  | 4790  | 3570  | 3660                      | 5100                      | 5210                      | 1830  |
| L                  | 4970  | 3700  | 3790                      | 5280                      | 5390                      | 1870  |
| M                  | 5150  | 3820  | 3910                      | 5460                      | 5570                      | 1920  |
| N                  | 5330  | 3950  | 4040                      | 5640                      | 5750                      | 1970  |
| O                  | 5510  | 4080  | 4170                      | 5820                      | 5930                      | 2020  |
| P                  | 5690  | 4200  | 4290                      | 6000                      | 6110                      | 2070  |
| Q                  | 5870  | 4330  | 4420                      | 6180                      | 6290                      | 2110  |
| R                  | 6050  | 4450  | 4540                      | 6360                      | 6470                      | 2160  |
| DIMENSIONS:        |   |   |                           |                           |                           |   |
| Outside Height     | 36  | 36  | 36                        | 36                        | 36                        | 20  |
| Outside Width      | 37  | 25  | 25                        | 37                        | 37                        | 27  |
| Outside Depth      | 40  | 37  | 40                        | 37                        | 40                        | 21  |
| Inside Height      | 16  | 16  | 16                        | 16                        | 16                        |   |
| Inside Width       | 24  | 25  | 25                        | 22                        | 22                        |   |
| Inside Depth       | 24  | 22  | 24                        | 22                        | 24                        |   |
| Seat Height        | 20  | 20  | 20                        | 20                        | 20                        |   |
| Arm Height         | 24  |   |                           |                           |                           |   |
| RECLINERS:         |   |   |                           |                           |                           |   |
| Wall Clearance     |   |   |                           |                           |                           |   |
| Footrest           |   |   |                           |                           |                           |   |
| Fully Reclined     |   |   |                           |                           |                           |   |
| COM YDG (54"Plain) | 11  | 8   | 9                         | 11                        | 12                        | 3   |
| CARTON WEIGHT      | 70  | 65  | 70                        | 85                        | 80                        | 25  |
| STANDARD TRIM      | Welt  | Welt  | Welt                      | Welt                      | Welt                      | Welt  |
| OPTIONAL TRIM      | Double Needle-See 920 grp   | Double Needle-See 920 grp   | Double Needle-See 920 grp | Double Needle-See 920 grp | Double Needle-See 920 grp | Double Needle-See 920 grp   |
| STD SEAT CUSHION   | Poly on Poly  | Poly on Poly  | Poly on Poly              | Poly on Poly              | Poly on Poly              | Poly Fiber  |
| STD BACK CUSHION   | Premium Fiber   | Premium Fiber   | Premium Fiber             | Premium Fiber             | Premium Fiber             |   |
| STD D RINGS/SNAPS  |   |   |                           |                           |                           |   |
| STANDARD FINISH    | Must specify  | Must specify  | Must specify              | Must specify              | Must specify              | Must specify  |
| STD LEGS/FEET      | Square Bunn   | Square Bunn   | Square Bunn               | Square Bunn               | Square Bunn               | Square Bunn   |
| WOOD SPECIES       | Maple   | Maple   | Maple                     | Maple                     | Maple                     | Maple   |
| STANDARD BASE      |   |   |                           |                           |                           |   |
| STD MECHANISM      |   |   |                           |                           |                           |   |
| OPT MECHANISM      |   |   |                           |                           |                           |   |
| SPECIAL NOTES      |   |   |                           |                           |                           |   |

|                    | NO IMAGE AVAILABLE  |  |  | NO IMAGE AVAILABLE        | NO IMAGE AVAILABLE         | NO IMAGE AVAILABLE         |
|--------------------|---|---|---|---------------------------|----------------------------|----------------------------|
| STYLE NUMBER:      | 921-03L   | 921-04  | 921-05  | 921-05/40                 | 921-05-1L or -1R           | 921-05-1L/40 or -1R/40     |
| STYLE NAME:        | Manhattan   | Manhattan   | Manhattan   | Manhattan                 | Manhattan                  | Manhattan                  |
| DESCRIPTION:       | Large Ottoman   | Bumper Ottoman  | Loveseat  | Loveseat                  | Left or Right Arm Loveseat | Left or Right Arm Loveseat |
| LEATHER GRADE:     | Plinth Base Avail.-Add Suffix "PB" to 920 & 921 Groups;(Not Avail on LAW/RAW) Add \$225 Sofa,\$150 Loveseat,\$75 Chair,\$60 Ottoman |   |   |                           |                            |                            |
| 1                  | 1950  | 2000  | 6240  | 6360                      | 5640                       | 5760                       |
| 2                  | 2100  | 2150  | 6690  | 6810                      | 6060                       | 6180                       |
| 3                  | 2250  | 2300  | 7140  | 7260                      | 6480                       | 6600                       |
| 4                  | 2400  | 2450  | 7590  | 7710                      | 6900                       | 7020                       |
| 5                  | 2550  | 2600  | 8040  | 8160                      | 7320                       | 7440                       |
| 6                  | 2700  | 2750  | 8490  | 8610                      | 7740                       | 7860                       |
| 7                  | 2850  | 2900  | 8940  | 9060                      | 8160                       | 8280                       |
| 8                  | 3000  | 3050  | 9390  | 9510                      | 8580                       | 8700                       |
| 9                  | 3150  | 3200  | 9840  | 9960                      | 9000                       | 9120                       |
| 10                 | 3300  | 3350  | 10290   | 10410                     | 9420                       | 9540                       |
| COM                | 1410  | 1430  | 4560  | 4680                      | 4160                       | 4280                       |
| FABRIC:            |   |   |   |                           |                            |                            |
| A                  | 1530  | 1550  | 4820  | 4940                      | 4410                       | 4530                       |
| B                  | 1560  | 1570  | 4940  | 5060                      | 4520                       | 4640                       |
| C                  | 1580  | 1600  | 5060  | 5180                      | 4620                       | 4740                       |
| D                  | 1630  | 1650  | 5300  | 5420                      | 4830                       | 4950                       |
| E                  | 1690  | 1710  | 5540  | 5660                      | 5040                       | 5160                       |
| F                  | 1750  | 1770  | 5780  | 5900                      | 5250                       | 5370                       |
| G                  | 1810  | 1830  | 6020  | 6140                      | 5460                       | 5580                       |
| H                  | 1870  | 1890  | 6260  | 6380                      | 5670                       | 5790                       |
| I                  | 1930  | 1950  | 6500  | 6620                      | 5880                       | 6000                       |
| J                  | 1990  | 2010  | 6740  | 6860                      | 6090                       | 6210                       |
| K                  | 2050  | 2070  | 6980  | 7100                      | 6300                       | 6420                       |
| L                  | 2110  | 2130  | 7220  | 7340                      | 6510                       | 6630                       |
| M                  | 2170  | 2190  | 7460  | 7580                      | 6720                       | 6840                       |
| N                  | 2230  | 2250  | 7700  | 7820                      | 6930                       | 7050                       |
| O                  | 2290  | 2310  | 7940  | 8060                      | 7140                       | 7260                       |
| P                  | 2350  | 2370  | 8180  | 8300                      | 7350                       | 7470                       |
| Q                  | 2410  | 2430  | 8420  | 8540                      | 7560                       | 7680                       |
| R                  | 2470  | 2490  | 8660  | 8780                      | 7770                       | 7890                       |
| DIMENSIONS:        |   |   |   |                           |                            |                            |
| Outside Height     | 20  | 20  | 36  | 36                        | 36                         | 36                         |
| Outside Width      | 32  | 35  | 61  | 61                        | 55                         | 55                         |
| Outside Depth      | 21  | 26  | 37  | 40                        | 37                         | 40                         |
| Inside Height      |   |   | 16  | 16                        | 16                         | 16                         |
| Inside Width       |   |   | 49  | 49                        | 49                         | 49                         |
| Inside Depth       |   |   | 22  | 24                        | 22                         | 24                         |
| Seat Height        |   |   | 20  | 20                        | 20                         | 20                         |
| Arm Height         |   |   | 24  | 24                        | 24                         | 24                         |
| RECLINERS:         |   |   |   |                           |                            |                            |
| Wall Clearance     |   |   |   |                           |                            |                            |
| Footrest           |   |   |   |                           |                            |                            |
| Fully Reclined     |   |   |   |                           |                            |                            |
| COM YDG (54"Plain) | 3   | 3.5   | 14  | 15                        | 13                         | 13.5                       |
| CARTON WEIGHT      | 45  | 50  | 125   | 130                       | 125                        | 130                        |
| STANDARD TRIM      | Welt  | Welt  | Welt  | Welt                      | Welt                       | Welt                       |
| OPTIONAL TRIM      | Double Needle-See 920 grp   | Double Needle-See 920 grp   | Double Needle-See 920 grp   | Double Needle-See 920 grp | Double Needle-See 920 grp  | Double Needle-See 920 grp  |
| STD SEAT CUSHION   | Poly Fiber  | Poly Fiber  | Poly on Poly  | Poly on Poly              | Poly on Poly               | Poly on Poly               |
| STD BACK CUSHION   |   |   | Premium Fiber   | Premium Fiber             | Premium Fiber              | Premium Fiber              |
| STD D RINGS/SNAPS  |   |   |   |                           |                            |                            |
| STANDARD FINISH    | Must specify  | Must specify  | Must specify  | Must specify              | Must specify               | Must specify               |
| STD LEGS/FEET      | Square Bunn   | Square Bunn   | Square Bunn   | Square Bunn               | Square Bunn                | Square Bunn                |
| WOOD SPECIES       | Maple   | Maple   | Maple   | Maple                     | Maple                      | Maple                      |
| STANDARD BASE      |   |   |   |                           |                            |                            |
| STD MECHANISM      |   |   |   |                           |                            |                            |
| OPT MECHANISM      |   |   |   |                           |                            |                            |
| SPECIAL NOTES      |   |   |   |                           |                            |                            |



|                    | NO IMAGE AVAILABLE  | NO IMAGE AVAILABLE        |  |  | NO IMAGE AVAILABLE        | NO IMAGE AVAILABLE                       |
|--------------------|---|---------------------------|---|--|---------------------------|--|
| STYLE NUMBER:      | 921-05-50   | 921-05-50/40              | 921-05LAW   | 921-05RAW  | 921-07                    | 921-08/15 or /16                         |
| STYLE NAME:        | Manhattan   | Manhattan                 | Manhattan   | Manhattan  | Manhattan                 | Manhattan                                |
| DESCRIPTION:       | Armless Loveseat  | Armless Loveseat          | Left Arm Loveseat Wedge   | Right Arm Loveseat Wedge   | Recliner                  | Right (15) or Left(16) Arm Chaise Lounge |
| LEATHER GRADE:     | Plinth Base Avail.-Add Suffix "PB" to 920 & 921 Groups:(Not Avail on LAW/RAW) Add \$225 Sofa,\$150 Loveseat,\$75 Chair,\$60 Ottoman |                           |   |  |                           |  |
| 1                  | 5270  | 5370                      | 7310  | 8310   | 5550                      | 4730                                     |
| 2                  | 5640  | 5750                      | 7830  | 8910   | 5880                      | 5120                                     |
| 3                  | 6020  | 6120                      | 8360  | 9510   | 6210                      | 5510                                     |
| 4                  | 6390  | 6500                      | 8880  | 10110  | 6540                      | 5900                                     |
| 5                  | 6770  | 6870                      | 9410  | 10710  | 6870                      | 6290                                     |
| 6                  | 7140  | 7250                      | 9930  | 11310  | 7200                      | 6680                                     |
| 7                  | 7520  | 7620                      | 10460   | 11910  | 7530                      | 7070                                     |
| 8                  | 7890  | 8000                      | 10980   | 12510  | 7860                      | 7460                                     |
| 9                  | 8270  | 8370                      | 11510   | 13110  | 8190                      | 7850                                     |
| 10                 | 8640  | 8750                      | 12030   | 13710  | 8520                      | 8240                                     |
| COM                | 3800  | 3900                      | 5310  | 6060   | 4080                      | 3330                                     |
| FABRIC:            |   |                           |   |  |                           |  |
| A                  | 4050  | 4160                      | 5630  | 6390   | 4440                      | 3590                                     |
| B                  | 4160  | 4260                      | 5760  | 6560   | 4510                      | 3680                                     |
| C                  | 4260  | 4370                      | 5900  | 6720   | 4590                      | 3770                                     |
| D                  | 4470  | 4580                      | 6170  | 7050   | 4730                      | 3950                                     |
| E                  | 4680  | 4790                      | 6440  | 7380   | 4870                      | 4130                                     |
| F                  | 4890  | 5000                      | 6710  | 7710   | 5020                      | 4310                                     |
| G                  | 5100  | 5210                      | 6980  | 8040   | 5160                      | 4490                                     |
| H                  | 5310  | 5420                      | 7250  | 8370   | 5310                      | 4670                                     |
| I                  | 5520  | 5630                      | 7520  | 8700   | 5450                      | 4850                                     |
| J                  | 5730  | 5840                      | 7790  | 9030   | 5590                      | 5030                                     |
| K                  | 5940  | 6050                      | 8060  | 9360   | 5740                      | 5210                                     |
| L                  | 6150  | 6260                      | 8330  | 9690   | 5880                      | 5390                                     |
| M                  | 6360  | 6470                      | 8600  | 10020  | 6030                      | 5570                                     |
| N                  | 6570  | 6680                      | 8870  | 10350  | 6170                      | 5750                                     |
| O                  | 6780  | 6890                      | 9140  | 10680  | 6310                      | 5930                                     |
| P                  | 6990  | 7100                      | 9410  | 11010  | 6460                      | 6110                                     |
| Q                  | 7200  | 7310                      | 9680  | 11340  | 6600                      | 6290                                     |
| R                  | 7410  | 7520                      | 9950  | 11670  | 6750                      | 6470                                     |
| DIMENSIONS:        |   |                           |   |  |                           |  |
| Outside Height     | 36  | 36                        | 36  | 36   | 40                        | 36                                       |
| Outside Width      | 49  | 49                        | 91  | 91   | 36                        | 32                                       |
| Outside Depth      | 37  | 40                        | 37  | 37   | 35                        | 62                                       |
| Inside Height      | 16  | 16                        | 16  | 16   | 16                        | 14                                       |
| Inside Width       | 49  | 49                        | 67  | 67   | 24                        | 26                                       |
| Inside Depth       | 22  | 24                        | 22  | 22   | 22                        | 49                                       |
| Seat Height        | 20  | 20                        | 20  | 20   | 20                        | 20                                       |
| Arm Height         |   |                           | 24  | 24   | 24                        | 24                                       |
| RECLINERS:         |   |                           |   |  |                           |  |
| Wall Clearance     |   |                           |   |  | 18                        |  |
| Footrest           |   |                           |   |  | 13                        |  |
| Fully Reclined     |   |                           |   |  | 66                        |  |
| COM YDG (54"Plain) | 11.5  | 12                        | 16  | 18   | 9                         | 11                                       |
| CARTON WEIGHT      | 130   | 130                       | 155   | 155  | 150                       | 135                                      |
| STANDARD TRIM      | Welt  | Welt                      | Welt  | Welt   | Welt                      | Welt                                     |
| OPTIONAL TRIM      | Double Needle-See 920 grp   | Double Needle-See 920 grp | Double Needle-See 920 grp   | Double Needle-See 920 grp  | Double Needle-See 920 grp | Double Needle-See 920 grp                |
| STD SEAT CUSHION   | Poly on Poly  | Poly on Poly              | Poly on Poly  | Poly on Poly   | Blend Down                | Poly on Poly                             |
| STD BACK CUSHION   | Premium Fiber   | Premium Fiber             | Premium Fiber   | Premium Fiber  | Premium Fiber             | Premium Fiber                            |
| STD D RINGS/SNAPS  |   |                           |   |  |                           |  |
| STANDARD FINISH    | Must specify  | Must specify              | Must specify  | Must specify   | Must specify              | Must specify                             |
| STD LEGS/FEET      | Square Bunn   | Square Bunn               | Square Bunn   | Square Bunn  | Square Bunn               | Square Bunn                              |
| WOOD SPECIES       | Maple   | Maple                     | Maple   | Maple  | Maple                     | Maple                                    |
| STANDARD BASE      |   |                           |   |  |                           |  |
| STD MECHANISM      |   |                           |   |  |                           |  |
| OPT MECHANISM      |   |                           |   |  |                           |  |
| SPECIAL NOTES      |   |                           |   |  |                           |  |





|                    | NO IMAGE AVAILABLE   | NO IMAGE AVAILABLE        | NO IMAGE AVAILABLE        |  |  |  |
|--------------------|--|---------------------------|---------------------------|--|---|---|
| STYLE NUMBER:      | 921-08-15/40 or -16/40   | 921-09                    | 921-09/40                 | 922-07   | 924-00REC2  | 925-00  |
| STYLE NAME:        | Manhattan  | Manhattan                 | Manhattan                 | Anton  | Bodie   | Coventry  |
| DESCRIPTION:       | Right (15) or Left(16)<br>Arm Chaise Lounge  | Wedge                     | Wedge                     | Recliner   | Reclining Sofa (2<br>end reclining seats)   | Sofa  |
| LEATHER GRADE:     | Plinth Base Avail.-Add Suffix "PB" to 920 & 921 Groups:Add \$225 Sofa,\$150 Loveseat,\$75 Chair,\$60 Ottoman |                           |                           |  |   |   |
| 1                  | 5190   | 5610                      | 5720                      | 4770   | 11150   | 7910  |
| 2                  | 5580   | 6050                      | 6150                      | 5030   | 11880   | 8430  |
| 3                  | 5970   | 6480                      | 6590                      | 5280   | 12620   | 8960  |
| 4                  | 6360   | 6920                      | 7020                      | 5540   | 13350   | 9480  |
| 5                  | 6750   | 7350                      | 7460                      | 5790   | 14090   | 10010   |
| 6                  | 7140   | 7790                      | 7890                      | 6050   | 14820   | 10530   |
| 7                  | 7530   | 8220                      | 8330                      | 6300   | 15560   | 11060   |
| 8                  | 7920   | 8660                      | 8760                      | 6560   | 16290   | 11580   |
| 9                  | 8310   | 9090                      | 9200                      | 6810   | 17030   | 12110   |
| 10                 | 8700   | 9530                      | 9630                      | 7070   | 17760   | 12630   |
| COM                | 3890   | 4160                      | 4260                      | 3530   | 8000  | 5780  |
| FABRIC:            |  |                           |                           |  |   |   |
| A                  | 4130   | 4350                      | 4460                      | 3800   | 8640  | 6210  |
| B                  | 4220   | 4470                      | 4580                      | 3870   | 8810  | 6350  |
| C                  | 4310   | 4590                      | 4700                      | 3950   | 8970  | 6480  |
| D                  | 4490   | 4830                      | 4940                      | 4100   | 9300  | 6750  |
| E                  | 4670   | 5070                      | 5180                      | 4250   | 9630  | 7020  |
| F                  | 4850   | 5310                      | 5420                      | 4400   | 9960  | 7290  |
| G                  | 5030   | 5550                      | 5660                      | 4550   | 10290   | 7560  |
| H                  | 5210   | 5790                      | 5900                      | 4700   | 10620   | 7830  |
| I                  | 5390   | 6030                      | 6140                      | 4850   | 10950   | 8100  |
| J                  | 5570   | 6270                      | 6380                      | 5000   | 11280   | 8370  |
| K                  | 5750   | 6510                      | 6620                      | 5150   | 11610   | 8640  |
| L                  | 5930   | 6750                      | 6860                      | 5300   | 11940   | 8910  |
| M                  | 6110   | 6990                      | 7100                      | 5450   | 12270   | 9180  |
| N                  | 6290   | 7230                      | 7340                      | 5600   | 12600   | 9450  |
| O                  | 6470   | 7470                      | 7580                      | 5750   | 12930   | 9720  |
| P                  | 6650   | 7710                      | 7820                      | 5900   | 13260   | 9990  |
| Q                  | 6830   | 7950                      | 8060                      | 6050   | 13590   | 10260   |
| R                  | 7010   | 8190                      | 8300                      | 6200   | 13920   | 10530   |
| DIMENSIONS:        |  |                           |                           |  |   |   |
| Outside Height     | 36   | 36                        | 36                        | 39   | 40  | 35  |
| Outside Width      | 32   | 67                        | 67                        | 35   | 86  | 82  |
| Outside Depth      | 64   | 37                        | 40                        | 36   | 37  | 38  |
| Inside Height      | 14   | 16                        | 16                        | 20   | 18  | 15  |
| Inside Width       | 26   | 51                        | 51                        | 21   | 74  | 66  |
| Inside Depth       | 51   | 22                        | 24                        | 22   | 22  | 23  |
| Seat Height        | 20   | 20                        | 20                        | 20   | 21  | 21  |
| Arm Height         | 24   |                           |                           | 24   | 23.5  | 25  |
| RECLINERS:         |  |                           |                           |  |   |   |
| Wall Clearance     |  |                           |                           |  | 3"  |   |
| Footrest           |  |                           |                           |  | 23.5"   |   |
| Fully Reclined     |  |                           |                           |  | 63.5"   |   |
| COM YDG (54"Plain) | 11.5   | 13                        | 13.5                      | 7.5  | 18.5  | 15.5  |
| CARTON WEIGHT      | 140  | 125                       | 130                       | 110  | 225   | 175   |
| STANDARD TRIM      | Welt   | Welt                      | Welt                      | Welt   | Double Needle   | Welt  |
| OPTIONAL TRIM      | Double Needle-See 920 grp  | Double Needle-See 920 grp | Double Needle-See 920 grp | Nailhead - \$240   | Welt  | Nailhead - \$330  |
| STD SEAT CUSHION   | Poly on Poly   | Poly on Poly              | Poly on Poly              | Poly Fiber   | Poly Fiber  | Poly Fiber  |
| STD BACK CUSHION   | Premium Fiber  | Premium Fiber             | Premium Fiber             | Poly Fiber   | Premium Fiber   | Poly Fiber  |
| STD D RINGS/SNAPS  |  |                           |                           |  |   |   |
| STANDARD FINISH    | Must specify   | Must specify              | Must specify              | Must specify   | Must specify  | Must specify  |
| STD LEGS/FEET      | Square Bunn  | Square Bunn               | Square Bunn               | Square Bunn  | Bunn  | Square Bunn   |
| WOOD SPECIES       | Maple  | Maple                     | Maple                     | Maple  | Maple   | Maple   |
| STANDARD BASE      |  |                           |                           |  |   |   |
| STD MECHANISM      |  |                           |                           | Push Activated   | Motor Only on end   |   |
| OPT MECHANISM      |  |                           |                           | Motor - \$675  | units   |   |
| SPECIAL NOTES      |  |                           |                           |  |   | FF not offered in backs   |






|                    |  |  |  |  |  |  |
|--------------------|---|---|---|--|---|---|
| STYLE NUMBER:      | 925-02  | 925-03  | 925-05  | 926-00   | 926-02  | 926-03  |
| STYLE NAME:        | Coventry  | Coventry  | Coventry  | Cloud Nine   | Cloud Nine  | Cloud Nine  |
| DESCRIPTION:       | Chair   | Ottoman   | Loveseat  | Sofa   | Chair   | Ottoman   |
| LEATHER GRADE:     |   |   |   |  |   |   |
| 1                  | 4470  | 1580  | 6270  | 8580   | 4020  | 1790  |
| 2                  | 4760  | 1680  | 6690  | 9140   | 4320  | 1890  |
| 3                  | 5040  | 1790  | 7110  | 9690   | 4620  | 2000  |
| 4                  | 5330  | 1890  | 7530  | 10250  | 4920  | 2100  |
| 5                  | 5610  | 2000  | 7950  | 10800  | 5220  | 2210  |
| 6                  | 5900  | 2100  | 8370  | 11360  | 5520  | 2310  |
| 7                  | 6180  | 2210  | 8790  | 11910  | 5820  | 2420  |
| 8                  | 6470  | 2310  | 9210  | 12470  | 6120  | 2520  |
| 9                  | 6750  | 2420  | 9630  | 13020  | 6420  | 2630  |
| 10                 | 7040  | 2520  | 10050   | 13580  | 6720  | 2730  |
| COM                | 3300  | 1140  | 4640  | 6300   | 2960  | 1350  |
| FABRIC:            |   |   |   |  |   |   |
| A                  | 3570  | 1220  | 4950  | 6810   | 3130  | 1480  |
| B                  | 3650  | 1250  | 5060  | 6950   | 3210  | 1500  |
| C                  | 3720  | 1270  | 5160  | 7080   | 3280  | 1530  |
| D                  | 3870  | 1330  | 5370  | 7350   | 3440  | 1570  |
| E                  | 4020  | 1380  | 5580  | 7620   | 3600  | 1610  |
| F                  | 4170  | 1440  | 5790  | 7890   | 3750  | 1650  |
| G                  | 4320  | 1490  | 6000  | 8160   | 3910  | 1690  |
| H                  | 4470  | 1540  | 6210  | 8430   | 4060  | 1740  |
| I                  | 4620  | 1600  | 6420  | 8700   | 4220  | 1780  |
| J                  | 4770  | 1650  | 6630  | 8970   | 4380  | 1820  |
| K                  | 4920  | 1710  | 6840  | 9240   | 4530  | 1860  |
| L                  | 5070  | 1760  | 7050  | 9510   | 4690  | 1900  |
| M                  | 5220  | 1810  | 7260  | 9780   | 4840  | 1950  |
| N                  | 5370  | 1870  | 7470  | 10050  | 5000  | 1990  |
| O                  | 5520  | 1920  | 7680  | 10320  | 5160  | 2030  |
| P                  | 5670  | 1980  | 7890  | 10590  | 5310  | 2070  |
| Q                  | 5820  | 2030  | 8100  | 10860  | 5470  | 2110  |
| R                  | 5970  | 2080  | 8310  | 11130  | 5620  | 2160  |
| DIMENSIONS:        |   |   |   |  |   |   |
| Outside Height     | 35  | 18  | 35  | 35   | 34  | 18.5  |
| Outside Width      | 37  | 27  | 60  | 85   | 35  | 26.5  |
| Outside Depth      | 38  | 21  | 38  | 38   | 38  | 20.5  |
| Inside Height      | 15  |   | 15  | 14.5   | 15  |   |
| Inside Width       | 22  |   | 44  | 71   | 23  |   |
| Inside Depth       | 23  |   | 23  | 22   | 20.5  |   |
| Seat Height        | 21  |   | 21  | 20.5   | 19  |   |
| Arm Height         | 25  |   | 25  | 27.5   | 27  |   |
| RECLINERS:         |   |   |   |  |   |   |
| Wall Clearance     |   |   |   |  |   |   |
| Footrest           |   |   |   |  |   |   |
| Fully Reclined     |   |   |   |  |   |   |
| COM YDG (54"Plain) | 8   | 3   | 11.5  | 16.5   | 10  | 2.5   |
| CARTON WEIGHT      | 90  | 25  | 135   | 175  | 90  | 25  |
| STANDARD TRIM      | Welt  | Welt  | Welt  | Welt   | Welt  | Welt  |
| OPTIONAL TRIM      | Nailhead - \$240  | Nailhead - \$180  | Nailhead - \$300  | Nailhead - \$330   |   |   |
| STD SEAT CUSHION   | Poly Fiber  | Poly Fiber  | Poly Fiber  | Blend Down   | Blend Down  | Poly Fiber  |
| STD BACK CUSHION   | Poly Fiber  | Poly Fiber  | Poly Fiber  | Blend Down   | Blend Down  |   |
| STD D RINGS/SNAPS  |   |   |   |  |   |   |
| STANDARD FINISH    | Must specify  | Must specify  | Must specify  | Must Specify   | Must specify  | Must specify  |
| STD LEGS/FEET      | Square Bunn   | Square Bunn   | Square Bunn   | Plinth Base  | Plinth Base   | Plinth Base   |
| WOOD SPECIES       | Maple   | Maple   | Maple   | Maple  | Maple   | Maple   |
| STANDARD BASE      |   |   |   |  |   |   |
| STD MECHANISM      |   |   |   |  |   |   |
| OPT MECHANISM      |   |   |   |  |   |   |
| SPECIAL NOTES      | FF not offered in backs   |   | FF not offered in backs   |  |   |   |




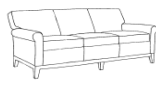
|                    |   |   |   |                    |   |   |
|--------------------|---|---|---|--------------------|---|---|
|                    |  |  |  | NO IMAGE AVAILABLE |  |  |
| STYLE NUMBER:      | 929-00  | 929-02  | 929-03  | 929-05             | 932-00  | 932-00/45   |
| STYLE NAME:        | Macon   | Macon   | Macon   | Macon              | Rachelle  | Rachelle  |
| DESCRIPTION:       | Sofa  | Chair   | Ottoman   | Loveseat           | Sofa  | Sofa  |
| LEATHER GRADE:     |   |   |   |                    |   |   |
| 1                  | 8220  | 4520  | 1580  | 6450               | 10140   | 10820   |
| 2                  | 8750  | 4790  | 1670  | 6840               | 10760   | 11460   |
| 3                  | 9270  | 5060  | 1760  | 7230               | 11370   | 12110   |
| 4                  | 9800  | 5330  | 1850  | 7620               | 11990   | 12750   |
| 5                  | 10320   | 5600  | 1940  | 8010               | 12600   | 13400   |
| 6                  | 10850   | 5870  | 2030  | 8400               | 13220   | 14040   |
| 7                  | 11370   | 6140  | 2120  | 8790               | 13830   | 14690   |
| 8                  | 11900   | 6410  | 2210  | 9180               | 14450   | 15330   |
| 9                  | 12420   | 6680  | 2300  | 9570               | 15060   | 15980   |
| 10                 | 12950   | 6950  | 2390  | 9960               | 15680   | 16620   |
| COM                | 6150  | 3360  | 1160  | 4800               | 7610  | 8210  |
| FABRIC:            |   |   |   |                    |   |   |
| A                  | 6710  | 3650  | 1260  | 5220               | 8250  | 8850  |
| B                  | 6830  | 3720  | 1280  | 5310               | 8390  | 8990  |
| C                  | 6950  | 3780  | 1300  | 5400               | 8520  | 9120  |
| D                  | 7190  | 3900  | 1340  | 5580               | 8790  | 9390  |
| E                  | 7430  | 4030  | 1380  | 5760               | 9060  | 9660  |
| F                  | 7670  | 4160  | 1430  | 5940               | 9330  | 9930  |
| G                  | 7910  | 4280  | 1470  | 6120               | 9600  | 10200   |
| H                  | 8150  | 4410  | 1510  | 6300               | 9870  | 10470   |
| I                  | 8390  | 4530  | 1550  | 6480               | 10140   | 10740   |
| J                  | 8630  | 4660  | 1590  | 6660               | 10410   | 11010   |
| K                  | 8870  | 4790  | 1640  | 6840               | 10680   | 11280   |
| L                  | 9110  | 4910  | 1680  | 7020               | 10950   | 11550   |
| M                  | 9350  | 5040  | 1720  | 7200               | 11220   | 11820   |
| N                  | 9590  | 5160  | 1760  | 7380               | 11490   | 12090   |
| O                  | 9830  | 5290  | 1800  | 7560               | 11760   | 12360   |
| P                  | 10070   | 5420  | 1850  | 7740               | 12030   | 12630   |
| Q                  | 10310   | 5540  | 1890  | 7920               | 12300   | 12900   |
| R                  | 10550   | 5670  | 1930  | 8100               | 12570   | 13170   |
| DIMENSIONS:        |   |   |   |                    |   |   |
| Outside Height     | 34  | 34  | 15  | 34                 | 37  | 37  |
| Outside Width      | 84  | 40  | 28  | 62                 | 87.5  | 87.5  |
| Outside Depth      | 34  | 34  | 22  | 34                 | 40  | 47  |
| Inside Height      | 15  | 15  |   | 15                 | 16  | 16  |
| Inside Width       | 66  | 22  |   | 44                 | 77  | 77  |
| Inside Depth       | 21  | 21  |   | 21                 | 22.5  | 25  |
| Seat Height        | 20  | 20  |   | 20                 | 21  | 21  |
| Arm Height         | 25  | 25  |   | 25                 | 23  | 23  |
| RECLINERS:         |   |   |   |                    |   |   |
| Wall Clearance     |   |   |   |                    |   |   |
| Footrest           |   |   |   |                    |   |   |
| Fully Reclined     |   |   |   |                    |   |   |
| COM YDG (54"Plain) | 14  | 8   | 2.5   | 11.5               | 18  | 20  |
| CARTON WEIGHT      | 175   | 95  | 30  | 150                | 150   | 200   |
| STANDARD TRIM      | #54 Nailhead  | #54 Nailhead  | #54 Nailhead  | #54 Nailhead       | #9/#610 Nails-DN Cush   | #9/#610 Nails-DN Cush   |
| OPTIONAL TRIM      | Welt - \$330  | Welt - \$240  | Welt - \$180  | Welt - \$300       | Welt - \$330  | Welt - \$330  |
| STD SEAT CUSHION   | Spring Poly   | Spring Poly   | Poly Fiber  | Spring Poly        | Spring Down   | Spring Down   |
| STD BACK CUSHION   | Poly Fiber  | Poly Fiber  |   | Poly Fiber         | Blend Down  | Blend Down  |
| STD D RINGS/SNAPS  |   |   |   |                    |   |   |
| STANDARD FINISH    | Must specify  | Must specify  | Must specify  | Must specify       | Must specify  | Must specify  |
| STD LEGS/FEET      | Round Bunn  | Round Bunn  | Round Bunn  | Round Bunn         |   |   |
| WOOD SPECIES       | Maple   | Maple   | Maple   | Maple              | Maple   | Maple   |
| STANDARD BASE      |   |   |   |                    |   |   |
| STD MECHANISM      |   |   |   |                    |   |   |
| OPT MECHANISM      |   |   |   |                    |   |   |
| SPECIAL NOTES      |   |   |   |                    |   |   |












|                    | NO IMAGE AVAILABLE     |  | NO IMAGE AVAILABLE    | NO IMAGE AVAILABLE    |  | NO IMAGE AVAILABLE    |
|--------------------|------------------------|---|-----------------------|-----------------------|---|-----------------------|
| STYLE NUMBER:      | 932-00-1L or -1R       | 932-00L or R  | 932-02                | 932-02-35             | 932-02/45   | 932-03                |
| STYLE NAME:        | Rachelle               | Rachelle  | Rachelle              | Rachelle              | Rachelle  | Rachelle              |
| DESCRIPTION:       | Left or Right Arm Sofa | Left Arm Rt Corner or Rt Arm Left Corner Sofa                                     | Chair                 | Corner Chair          | Chair   | Ottoman               |
| LEATHER GRADE:     |                        |   |                       |                       |   |                       |
| 1                  | 10220                  | 11220   | 4860                  | 5270                  | 5100  | 1890                  |
| 2                  | 10800                  | 11930   | 5160                  | 5610                  | 5420  | 2000                  |
| 3                  | 11390                  | 12630   | 5460                  | 5960                  | 5730  | 2100                  |
| 4                  | 11970                  | 13340   | 5760                  | 6300                  | 6050  | 2210                  |
| 5                  | 12560                  | 14040   | 6060                  | 6650                  | 6360  | 2310                  |
| 6                  | 13140                  | 14750   | 6360                  | 6990                  | 6680  | 2420                  |
| 7                  | 13730                  | 15450   | 6660                  | 7340                  | 6990  | 2520                  |
| 8                  | 14310                  | 16160   | 6960                  | 7680                  | 7310  | 2630                  |
| 9                  | 14900                  | 16860   | 7260                  | 8030                  | 7620  | 2730                  |
| 10                 | 15480                  | 17570   | 7560                  | 8370                  | 7940  | 2840                  |
| COM                | 7010                   | 8330  | 3590                  | 3860                  | 3830  | 1350                  |
| FABRIC:            |                        |   |                       |                       |   |                       |
| A                  | 7650                   | 8960  | 3780                  | 4100                  | 4020  | 1480                  |
| B                  | 7790                   | 9140  | 3890                  | 4190                  | 4130  | 1510                  |
| C                  | 7920                   | 9320  | 3990                  | 4280                  | 4230  | 1540                  |
| D                  | 8190                   | 9680  | 4200                  | 4460                  | 4440  | 1600                  |
| E                  | 8460                   | 10040   | 4410                  | 4640                  | 4650  | 1660                  |
| F                  | 8730                   | 10400   | 4620                  | 4820                  | 4860  | 1720                  |
| G                  | 9000                   | 10760   | 4830                  | 5000                  | 5070  | 1780                  |
| H                  | 9270                   | 11120   | 5040                  | 5180                  | 5280  | 1840                  |
| I                  | 9540                   | 11480   | 5250                  | 5360                  | 5490  | 1900                  |
| J                  | 9810                   | 11840   | 5460                  | 5540                  | 5700  | 1960                  |
| K                  | 10080                  | 12200   | 5670                  | 5720                  | 5910  | 2020                  |
| L                  | 10350                  | 12560   | 5880                  | 5900                  | 6120  | 2080                  |
| M                  | 10620                  | 12920   | 6090                  | 6080                  | 6330  | 2140                  |
| N                  | 10890                  | 13280   | 6300                  | 6260                  | 6540  | 2200                  |
| O                  | 11160                  | 13640   | 6510                  | 6440                  | 6750  | 2260                  |
| P                  | 11430                  | 14000   | 6720                  | 6620                  | 6960  | 2320                  |
| Q                  | 11700                  | 14360   | 6930                  | 6800                  | 7170  | 2380                  |
| R                  | 11970                  | 14720   | 7140                  | 6980                  | 7380  | 2440                  |
| DIMENSIONS:        |                        |   |                       |                       |   |                       |
| Outside Height     | 37.5                   | 37.5  | 37                    | 37.5                  | 37  | 18                    |
| Outside Width      | 82.5                   | 96.5  | 37                    | 40                    | 37  | 27                    |
| Outside Depth      | 40                     | 40  | 40                    | 40                    | 47  | 21                    |
| Inside Height      | 16                     | 16  | 16                    | 16                    | 16  |                       |
| Inside Width       | 76.5                   | 74  | 26                    | 22                    | 26  |                       |
| Inside Depth       | 22                     | 22  | 22.5                  | 22                    | 25  |                       |
| Seat Height        | 21                     | 21  | 21                    | 21                    | 21  |                       |
| Arm Height         | 23                     | 23  | 23                    |                       | 23  |                       |
| RECLINERS:         |                        |   |                       |                       |   |                       |
| Wall Clearance     |                        |   |                       |                       |   |                       |
| Footrest           |                        |   |                       |                       |   |                       |
| Fully Reclined     |                        |   |                       |                       |   |                       |
| COM YDG (54"Plain) | 18                     | 21  | 8.5                   | 11.5                  | 9   | 3                     |
| CARTON WEIGHT      | 150                    | 175   | 85                    | 105                   | 90  | 30                    |
| STANDARD TRIM      | #9/#610 Nails-DN Cush  | #9/#610 Nails-DN Cush   | #9/#610 Nails-DN Cush | #9/#610 Nails-DN Cush | #9/#610 Nails-DN Cush   | #9/#610 Nails-DN Cush |
| OPTIONAL TRIM      | Welt - \$330           | Welt - \$330  | Welt - \$240          | Welt - \$240          | Welt - \$240  | Welt - \$180          |
| STD SEAT CUSHION   | Spring Down            | Spring Down   | Spring Down           | Spring Down           | Spring Down   | Poly Fiber            |
| STD BACK CUSHION   | Blend Down             | Blend Down  | Blend Down            | Blend Down            | Blend Down  |                       |
| STD D RINGS/SNAPS  |                        |   |                       |                       |   |                       |
| STANDARD FINISH    | Must specify           | Must specify  | Must specify          | Must specify          | Must specify  | Must specify          |
| STD LEGS/FEET      |                        |   |                       |                       |   |                       |
| WOOD SPECIES       | Maple                  | Maple   | Maple                 | Maple                 | Maple   | Maple                 |
| STANDARD BASE      |                        |   |                       |                       |   |                       |
| STD MECHANISM      |                        |   |                       |                       |   |                       |
| OPT MECHANISM      |                        |   |                       |                       |   |                       |
| SPECIAL NOTES      |                        |   |                       |                       |   |                       |







|                     | NO IMAGE AVAILABLE    |  | NO IMAGE AVAILABLE    |  |  |  |
|---------------------|-----------------------|---|-----------------------|--|---|---|
| STYLE NUMBER:       | 932-05                | 932-05-1L or -1R  | 932-05/45             | 932-07SGM  | 933-00  | 933-00L or R  |
| STYLE NAME:         | Rachelle              | Rachelle  | Rachelle              | Rachelle   | Shelly  | Shelly  |
| DESCRIPTION:        | Loveseat              | Left or Right Arm Loveseat  | Loveseat              | Swivel Glider Recliner   | Sofa  | Left or Rt Arm Corner Sofa  |
| LEATHER GRADE:      |                       |   |                       |  |   |   |
| 1                   | 7790                  | 7320  | 8090                  | 6200   | 9510  | 10050   |
| 2                   | 8310                  | 7800  | 8580                  | 6530   | 10110   | 10730   |
| 3                   | 8840                  | 8280  | 9080                  | 6860   | 10710   | 11400   |
| 4                   | 9360                  | 8760  | 9570                  | 7190   | 11310   | 12080   |
| 5                   | 9890                  | 9240  | 10070                 | 7520   | 11910   | 12750   |
| 6                   | 10410                 | 9720  | 10560                 | 7850   | 12510   | 13430   |
| 7                   | 10940                 | 10200   | 11060                 | 8180   | 13110   | 14100   |
| 8                   | 11460                 | 10680   | 11550                 | 8510   | 13710   | 14780   |
| 9                   | 11990                 | 11160   | 12050                 | 8840   | 14310   | 15450   |
| 10                  | 12510                 | 11640   | 12540                 | 9170   | 14910   | 16130   |
| COM                 | 5690                  | 5400  | 5850                  | 4730   | 7160  | 7430  |
| FABRIC:             |                       |   |                       |  |   |   |
| A                   | 6050                  | 5730  | 6200                  | 5150   | 7730  | 8050  |
| B                   | 6180                  | 5870  | 6330                  | 5230   | 7880  | 8200  |
| C                   | 6320                  | 6020  | 6470                  | 5320   | 8030  | 8340  |
| D                   | 6590                  | 6300  | 6740                  | 5490   | 8330  | 8630  |
| E                   | 6860                  | 6590  | 7010                  | 5670   | 8630  | 8920  |
| F                   | 7130                  | 6880  | 7280                  | 5840   | 8930  | 9210  |
| G                   | 7400                  | 7170  | 7550                  | 6020   | 9230  | 9490  |
| H                   | 7670                  | 7460  | 7820                  | 6190   | 9530  | 9780  |
| I                   | 7940                  | 7740  | 8090                  | 6360   | 9830  | 10070   |
| J                   | 8210                  | 8030  | 8360                  | 6540   | 10130   | 10360   |
| K                   | 8480                  | 8320  | 8630                  | 6710   | 10430   | 10650   |
| L                   | 8750                  | 8610  | 8900                  | 6890   | 10730   | 10930   |
| M                   | 9020                  | 8900  | 9170                  | 7060   | 11030   | 11220   |
| N                   | 9290                  | 9180  | 9440                  | 7230   | 11330   | 11510   |
| O                   | 9560                  | 9470  | 9710                  | 7410   | 11630   | 11800   |
| P                   | 9830                  | 9760  | 9980                  | 7580   | 11930   | 12090   |
| Q                   | 10100                 | 10050   | 10250                 | 7760   | 12230   | 12370   |
| R                   | 10370                 | 10340   | 10520                 | 7930   | 12530   | 12660   |
| DIMENSIONS:         |                       |   |                       |  |   |   |
| Outside Height      | 37                    | 37.5  | 37                    | 42   | 38.5  | 36  |
| Outside Width       | 63                    | 57  | 62                    | 31.5   | 88  | 97  |
| Outside Depth       | 40                    | 40  | 47                    | 40   | 40  | 40  |
| Inside Height       | 16                    | 16  | 15                    | 20   | 16  | 16  |
| Inside Width        | 51                    | 51  | 51.5                  | 21   | 75  | 74.5  |
| Inside Depth        | 22.5                  | 22  | 25                    | 22   | 23  | 22.5  |
| Seat Height         | 21                    | 21  | 21                    | 22.5   | 20.5  | 20  |
| Arm Height          | 23                    | 23  | 23                    | 24   | 23.5  | 23.5  |
| RECLINERS:          |                       |   |                       |  |   |   |
| Wall Clearance      |                       |   |                       | 14   |   |   |
| Footrest            |                       |   |                       | 15   |   |   |
| Fully Reclined      |                       |   |                       | 65.5   |   |   |
| COM YDG (54" Plain) | 15                    | 15  | 16                    | 10.5   | 19  | 21  |
| CARTON WEIGHT       | 140                   | 140   | 150                   | 150  | 150   | 175   |
| STANDARD TRIM       | #9/#610 Nails-DN Cush | #9/#610 Nails-DN Cush   | #9/#610 Nails-DN Cush | #610 & #9 Nails  | #54 Nailhead  | #54 Nailhead  |
| OPTIONAL TRIM       | Welt - \$300          | Welt - \$300  | Welt - \$300          | Welt - \$240   |   |   |
| STD SEAT CUSHION    | Spring Down           | Spring Down   | Spring Down           | Spring Down  | Spring Down   | Spring Down   |
| STD BACK CUSHION    | Blend Down            | Blend Down  | Blend Down            | Blend Down   | Blend Down  | Blend Down  |
| STD D RINGS/SNAPS   |                       |   |                       |  |   |   |
| STANDARD FINISH     | Must specify          | Must specify  | Must specify          | N/A  | Must Specify  | Must Specify  |
| STD LEGS/FEET       |                       |   |                       |  |   |   |
| WOOD SPECIES        | Maple                 | Maple   | Maple                 | N/A  | Maple   | Maple   |
| STANDARD BASE       |                       |   |                       | Swivel Rocker  |   |   |
| STD MECHANISM       |                       |   |                       | Motor  |   |   |
| OPT MECHANISM       |                       |   |                       |  |   |   |
| SPECIAL NOTES       |                       |   |                       |  |   |   |







|                    |  |  |  |  |  | NO IMAGE AVAILABLE |
|--------------------|---|---|---|--|---|--------------------|
| STYLE NUMBER:      | 933-05-1L or -1R  | 933-02  | 933-03  | 948-00   | 948-00-1L or -1R  | 948-02             |
| STYLE NAME:        | Shelly  | Shelly  | Shelly  | Bedford  | Bedford   | Bedford            |
| DESCRIPTION:       | Left or Rt Arm Loveseat   | Chair   | Ottoman   | Sofa   | Left or Right Arm Sofa  | Chair              |
| LEATHER GRADE:     |   |   |   |  |   |                    |
| 1                  | 6980  | 4730  | 2040  | 10530  | 9770  | 5670               |
| 2                  | 7470  | 5030  | 2190  | 11240  | 10410   | 6050               |
| 3                  | 7970  | 5330  | 2340  | 11940  | 11060   | 6420               |
| 4                  | 8460  | 5630  | 2490  | 12650  | 11700   | 6800               |
| 5                  | 8960  | 5930  | 2640  | 13350  | 12350   | 7170               |
| 6                  | 9450  | 6230  | 2790  | 14060  | 12990   | 7550               |
| 7                  | 9950  | 6530  | 2940  | 14760  | 13640   | 7920               |
| 8                  | 10440   | 6830  | 3090  | 15470  | 14280   | 8300               |
| 9                  | 10940   | 7130  | 3240  | 16170  | 14930   | 8670               |
| 10                 | 11430   | 7430  | 3390  | 16880  | 15570   | 9050               |
| COM                | 5130  | 3560  | 1460  | 7710   | 7170  | 4160               |
| FABRIC:            |   |   |   |  |   |                    |
| A                  | 5470  | 3820  | 1620  | 8340   | 7750  | 4500               |
| B                  | 5600  | 3900  | 1640  | 8490   | 7900  | 4580               |
| C                  | 5730  | 3970  | 1660  | 8650   | 8040  | 4670               |
| D                  | 5990  | 4130  | 1700  | 8960   | 8330  | 4830               |
| E                  | 6250  | 4290  | 1740  | 9270   | 8620  | 5000               |
| F                  | 6510  | 4440  | 1780  | 9580   | 8910  | 5170               |
| G                  | 6760  | 4600  | 1830  | 9900   | 9190  | 5340               |
| H                  | 7020  | 4750  | 1870  | 10210  | 9480  | 5510               |
| I                  | 7280  | 4910  | 1910  | 10520  | 9770  | 5670               |
| J                  | 7540  | 5070  | 1950  | 10830  | 10060   | 5840               |
| K                  | 7800  | 5220  | 1990  | 11140  | 10350   | 6010               |
| L                  | 8050  | 5380  | 2040  | 11460  | 10630   | 6180               |
| M                  | 8310  | 5530  | 2080  | 11770  | 10920   | 6350               |
| N                  | 8570  | 5690  | 2120  | 12080  | 11210   | 6510               |
| O                  | 8830  | 5850  | 2160  | 12390  | 11500   | 6680               |
| P                  | 9090  | 6000  | 2200  | 12700  | 11790   | 6850               |
| Q                  | 9340  | 6160  | 2250  | 13020  | 12070   | 7020               |
| R                  | 9600  | 6310  | 2290  | 13330  | 12360   | 7190               |
| DIMENSIONS:        |   |   |   |  |   |                    |
| Outside Height     | 36  | 36  | 17.5  | 37   | 37  | 37                 |
| Outside Width      | 57  | 36.5  | 32  | 92   | 83  | 42.5               |
| Outside Depth      | 40  | 40  | 26.5  | 41   | 40  | 41                 |
| Inside Height      | 16  | 16  |   | 18.5   | 18  | 18.5               |
| Inside Width       | 52  | 25.5  |   | 74.5   | 75  | 24.5               |
| Inside Depth       | 22.5  | 23  |   | 22   | 20  | 22                 |
| Seat Height        | 20  | 20  |   | 19   | 19  | 19                 |
| Arm Height         | 23.5  | 23.5  |   | 26   | 26  | 26                 |
| RECLINERS:         |   |   |   |  |   |                    |
| Wall Clearance     |   |   |   |  |   |                    |
| Footrest           |   |   |   |  |   |                    |
| Fully Reclined     |   |   |   |  |   |                    |
| COM YDG (54"Plain) | 16  | 10  | 4   | 19.5   | 20  | 11.5               |
| CARTON WEIGHT      | 125   | 85  | 30  | 200  | 175   | 100                |
| STANDARD TRIM      | #54 Nailhead  | #54 Nailhead  | #54 Nailhead  | #9/#50 Nailhead  | #9/#50 Nailhead   | #9/#50 Nailhead    |
| OPTIONAL TRIM      |   |   |   | Welt - \$330   | Welt - \$330  | Welt - \$240       |
| STD SEAT CUSHION   | Spring Down   | Spring Down   | Poly Fiber  | Spring Poly  | Spring Poly   | Spring Poly        |
| STD BACK CUSHION   | Blend Down  | Blend Down  |   | Premium Fiber  | Premium Fiber   | Premium Fiber      |
| STD D RINGS/SNAPS  |   |   |   |  |   |                    |
| STANDARD FINISH    | Must Specify  | Must Specify  | Must Specify  | Must specify   | Must specify  | Must specify       |
| STD LEGS/FEET      |   |   |   | Block Bunn   | Block Bunn  | Block Bunn         |
| WOOD SPECIES       | Maple   | Maple   | Maple   | Maple  | Maple   | Maple              |
| STANDARD BASE      |   |   |   |  |   |                    |
| STD MECHANISM      |   |   |   |  |   |                    |
| OPT MECHANISM      |   |   |   |  |   |                    |
| SPECIAL NOTES      |   |   |   |  |   |                    |

|                     | NO IMAGE AVAILABLE |  | NO IMAGE AVAILABLE         |  |  |  |
|---------------------|--------------------|---|----------------------------|--|---|---|
| STYLE NUMBER:       | 948-03             | 948-05  | 948-05-1L or -1R           | 948-09   | 955-00/2  | 955-00/3  |
| STYLE NAME:         | Bedford            | Bedford   | Bedford                    | Bedford  | Brennan   | Brennan   |
| DESCRIPTION:        | Ottoman            | Loveseat  | Left or Right Arm Loveseat | Wedge  | Two Seat Sofa   | Three Seat Sofa   |
| LEATHER GRADE:      |                    |   |                            |  |   |   |
| 1                   | 1850               | 7950  | 7500                       | 6990   | 7580  | 8090  |
| 2                   | 1970               | 8480  | 7970                       | 7470   | 8040  | 8570  |
| 3                   | 2090               | 9000  | 8430                       | 7950   | 8510  | 9050  |
| 4                   | 2210               | 9530  | 8900                       | 8430   | 8970  | 9530  |
| 5                   | 2330               | 10050   | 9360                       | 8910   | 9440  | 10010   |
| 6                   | 2450               | 10580   | 9830                       | 9390   | 9900  | 10490   |
| 7                   | 2570               | 11100   | 10290                      | 9870   | 10370   | 10970   |
| 8                   | 2690               | 11630   | 10760                      | 10350  | 10830   | 11450   |
| 9                   | 2810               | 12150   | 11220                      | 10830  | 11300   | 11930   |
| 10                  | 2930               | 12680   | 11690                      | 11310  | 11760   | 12410   |
| COM                 | 1350               | 5870  | 5570                       | 5120   | 5700  | 6110  |
| FABRIC:             |                    |   |                            |  |   |   |
| A                   | 1490               | 6330  | 5900                       | 5490   | 6090  | 6560  |
| B                   | 1510               | 6450  | 6010                       | 5600   | 6230  | 6690  |
| C                   | 1540               | 6570  | 6130                       | 5710   | 6360  | 6830  |
| D                   | 1590               | 6800  | 6360                       | 5930   | 6630  | 7100  |
| E                   | 1650               | 7030  | 6600                       | 6150   | 6900  | 7370  |
| F                   | 1700               | 7270  | 6830                       | 6370   | 7170  | 7640  |
| G                   | 1760               | 7500  | 7070                       | 6600   | 7440  | 7910  |
| H                   | 1810               | 7740  | 7300                       | 6820   | 7710  | 8180  |
| I                   | 1860               | 7970  | 7530                       | 7040   | 7980  | 8450  |
| J                   | 1920               | 8200  | 7770                       | 7260   | 8250  | 8720  |
| K                   | 1970               | 8440  | 8000                       | 7480   | 8520  | 8990  |
| L                   | 2030               | 8670  | 8240                       | 7710   | 8790  | 9260  |
| M                   | 2080               | 8910  | 8470                       | 7930   | 9060  | 9530  |
| N                   | 2130               | 9140  | 8700                       | 8150   | 9330  | 9800  |
| O                   | 2190               | 9370  | 8940                       | 8370   | 9600  | 10070   |
| P                   | 2240               | 9610  | 9170                       | 8590   | 9870  | 10340   |
| Q                   | 2300               | 9840  | 9410                       | 8820   | 10140   | 10610   |
| R                   | 2350               | 10080   | 9640                       | 9040   | 10410   | 10880   |
| DIMENSIONS:         |                    |   |                            |  |   |   |
| Outside Height      | 15                 | 37  | 37                         | 37   | 35  | 35  |
| Outside Width       | 27                 | 67  | 58                         | 71.5   | 78  | 78  |
| Outside Depth       | 21                 | 41  | 40                         | 42   | 36  | 36  |
| Inside Height       |                    | 18.5  | 18                         | 18   | 16  | 16  |
| Inside Width        |                    | 50  | 50                         | 44   | 65  | 65  |
| Inside Depth        |                    | 22  | 20                         | 20   | 21  | 21  |
| Seat Height         |                    | 19  | 19                         | 19   | 20  | 20  |
| Arm Height          |                    | 26  | 26                         |  | 26  | 26  |
| RECLINERS:          |                    |   |                            |  |   |   |
| Wall Clearance      |                    |   |                            |  |   |   |
| Footrest            |                    |   |                            |  |   |   |
| Fully Reclined      |                    |   |                            |  |   |   |
| COM YDG (54" Plain) | 2.5                | 15.5  | 15.5                       | 15.5   | 14.5  | 15  |
| CARTON WEIGHT       | 30                 | 150   | 150                        | 115  | 155   | 155   |
| STANDARD TRIM       | #9/#50 Nailhead    | #9/#50 Nailhead   | #9/#50 Nailhead            | #9/#50 Nailhead  | Welt  | Welt  |
| OPTIONAL TRIM       | Welt - \$180       | Welt - \$300  | Welt - \$300               | Welt - \$300   | Nails - \$330   | Nails - \$330   |
| STD SEAT CUSHION    | Poly Fiber         | Spring Poly   | Spring Poly                | Spring Poly  | Blend Down  | Blend Down  |
| STD BACK CUSHION    |                    | Premium Fiber   | Premium Fiber              | Premium Fiber  | Blend Down  | Blend Down  |
| STD D RINGS/SNAPS   |                    |   |                            |  |   |   |
| STANDARD FINISH     | Must specify       | Must specify  | Must specify               | Must specify   | Must specify  | Must specify  |
| STD LEGS/FEET       | Block Bunn         | Block Bunn  | Block Bunn                 | Block Bunn   |   |   |
| WOOD SPECIES        | Maple              | Maple   | Maple                      | Maple  | Maple   | Maple   |
| STANDARD BASE       |                    |   |                            |  | Plinth Base   | Plinth Base   |
| STD MECHANISM       |                    |   |                            |  |   |   |
| OPT MECHANISM       |                    |   |                            |  |   |   |
| SPECIAL NOTES       |                    |   |                            |  |   |   |







|                    |  |  | NO IMAGE AVAILABLE |  |  |  |
|--------------------|---|---|--------------------|--|---|---|
| STYLE NUMBER:      | 955-02  | 955-03  | 955-05             | 975-00   | 975-02  | 975-03  |
| STYLE NAME:        | Brennan   | Brennan   | Brennan            | Paloma   | Paloma  | Paloma  |
| DESCRIPTION:       | Chair   | Ottoman   | Loveseat           | Sofa   | Chair   | Ottoman   |
| LEATHER GRADE:     |   |   |                    |  |   |   |
| 1                  | 4010  | 1530  | 6060               | 6750   | 3930  | 1470  |
| 2                  | 4250  | 1620  | 6420               | 7160   | 4190  | 1560  |
| 3                  | 4490  | 1710  | 6780               | 7560   | 4440  | 1650  |
| 4                  | 4730  | 1800  | 7140               | 7970   | 4700  | 1740  |
| 5                  | 4970  | 1890  | 7500               | 8370   | 4950  | 1830  |
| 6                  | 5210  | 1980  | 7860               | 8780   | 5210  | 1920  |
| 7                  | 5450  | 2070  | 8220               | 9180   | 5460  | 2010  |
| 8                  | 5690  | 2160  | 8580               | 9590   | 5720  | 2100  |
| 9                  | 5930  | 2250  | 8940               | 9990   | 5970  | 2190  |
| 10                 | 6170  | 2340  | 9300               | 10400  | 6230  | 2280  |
| COM                | 3080  | 1170  | 4580               | 5010   | 2900  | 1190  |
| FABRIC:            |   |   |                    |  |   |   |
| A                  | 3330  | 1270  | 4890               | 5420   | 3120  | 1290  |
| B                  | 3390  | 1290  | 5000               | 5520   | 3180  | 1310  |
| C                  | 3460  | 1310  | 5100               | 5630   | 3240  | 1330  |
| D                  | 3590  | 1350  | 5310               | 5840   | 3360  | 1370  |
| E                  | 3720  | 1400  | 5520               | 6050   | 3480  | 1410  |
| F                  | 3850  | 1440  | 5730               | 6260   | 3600  | 1450  |
| G                  | 3990  | 1480  | 5940               | 6470   | 3720  | 1500  |
| H                  | 4120  | 1520  | 6150               | 6680   | 3840  | 1540  |
| I                  | 4250  | 1560  | 6360               | 6890   | 3960  | 1580  |
| J                  | 4380  | 1610  | 6570               | 7100   | 4080  | 1620  |
| K                  | 4510  | 1650  | 6780               | 7310   | 4200  | 1660  |
| L                  | 4650  | 1690  | 6990               | 7520   | 4320  | 1710  |
| M                  | 4780  | 1730  | 7200               | 7730   | 4440  | 1750  |
| N                  | 4910  | 1770  | 7410               | 7940   | 4560  | 1790  |
| O                  | 5040  | 1820  | 7620               | 8150   | 4680  | 1830  |
| P                  | 5170  | 1860  | 7830               | 8360   | 4800  | 1870  |
| Q                  | 5310  | 1900  | 8040               | 8570   | 4920  | 1920  |
| R                  | 5440  | 1940  | 8250               | 8780   | 5040  | 1960  |
| DIMENSIONS:        |   |   |                    |  |   |   |
| Outside Height     | 34  | 18  | 35                 | 34   | 34  | 16  |
| Outside Width      | 32  | 24  | 56                 | 75   | 34  | 25  |
| Outside Depth      | 35  | 20  | 36                 | 36   | 36  | 20  |
| Inside Height      | 15  |   | 16                 | 16   | 16  |   |
| Inside Width       | 20  |   | 43                 | 61   | 19  |   |
| Inside Depth       | 21  |   | 21                 | 23   | 23  |   |
| Seat Height        | 20  |   | 20                 | 20   | 20  |   |
| Arm Height         | 26  |   | 26                 | 24   | 24  |   |
| RECLINERS:         |   |   |                    |  |   |   |
| Wall Clearance     |   |   |                    |  |   |   |
| Footrest           |   |   |                    |  |   |   |
| Fully Reclined     |   |   |                    |  |   |   |
| COM YDG (54"Plain) | 7.5   | 2.5   | 12                 | 12.5   | 7   | 3   |
| CARTON WEIGHT      | 70  | 25  | 125                | 175  | 80  | 25  |
| STANDARD TRIM      | Welt  | Welt  | Welt               | Welt   | Welt  | Welt  |
| OPTIONAL TRIM      | Nails - \$240   | Nails - \$180   | Nailhead - \$300   | Nailhead - \$330   | Nailhead - \$240  | Nailhead - \$180  |
| STD SEAT CUSHION   | Blend Down  | Poly Fiber  | Blend Down         | Spring Poly  | Spring Poly   | Poly Fiber  |
| STD BACK CUSHION   | Blend Down  |   | Blend Down         | Poly Fiber   | Poly Fiber  |   |
| STD D RINGS/SNAPS  |   |   |                    |  |   |   |
| STANDARD FINISH    | Must specify  | Must specify  | Must specify       | Must specify   | Must specify  | Must specify  |
| STD LEGS/FEET      |   |   |                    | Tapered  | Tapered   | Tapered   |
| WOOD SPECIES       | Maple   | Maple   | Maple              | Maple  | Maple   | Maple   |
| STANDARD BASE      | Plinth Base   | Plinth Base   | Plinth Base        |  |   |   |
| STD MECHANISM      |   |   |                    |  |   |   |
| OPT MECHANISM      |   |   |                    |  |   |   |
| SPECIAL NOTES      |   |   |                    |  |   |   |






|                    | NO IMAGE AVAILABLE |  |  |  |  | NO IMAGE AVAILABLE |
|--------------------|--------------------|---|---|--|---|--------------------|
| STYLE NUMBER:      | 975-05             | 977-07  | 1010  | 1012   | 1013  | 1015               |
| STYLE NAME:        | Paloma             | Ewan  | St. Lucia   | St. Lucia  | St. Lucia   | St. Lucia          |
| DESCRIPTION:       | Loveseat           | Recliner  | Sofa  | Chair  | Ottoman   | Loveseat           |
| LEATHER GRADE:     |                    |   |   |  |   |                    |
| 1                  | 5700               | 4740  | 9750  | 5180   | 2090  | 7410               |
| 2                  | 6060               | 5010  | 10380   | 5510   | 2190  | 7880               |
| 3                  | 6420               | 5280  | 11010   | 5840   | 2300  | 8340               |
| 4                  | 6780               | 5550  | 11640   | 6170   | 2400  | 8810               |
| 5                  | 7140               | 5820  | 12270   | 6500   | 2510  | 9270               |
| 6                  | 7500               | 6090  | 12900   | 6830   | 2610  | 9740               |
| 7                  | 7860               | 6360  | 13530   | 7160   | 2720  | 10200              |
| 8                  | 8220               | 6630  | 14160   | 7490   | 2820  | 10670              |
| 9                  | 8580               | 6900  | 14790   | 7820   | 2930  | 11130              |
| 10                 | 8940               | 7170  | 15420   | 8150   | 3030  | 11600              |
| COM                | 4250               | 3500  | 7200  | 3830   | 1590  | 5430               |
| FABRIC:            |                    |   |   |  |   |                    |
| A                  | 4590               | 3770  | 7730  | 4140   | 1760  | 5880               |
| B                  | 4680               | 3840  | 7890  | 4220   | 1780  | 5990               |
| C                  | 4770               | 3920  | 8060  | 4290   | 1810  | 6090               |
| D                  | 4950               | 4070  | 8390  | 4440   | 1860  | 6300               |
| E                  | 5130               | 4220  | 8720  | 4590   | 1920  | 6510               |
| F                  | 5310               | 4370  | 9050  | 4740   | 1970  | 6720               |
| G                  | 5490               | 4520  | 9380  | 4890   | 2030  | 6930               |
| H                  | 5670               | 4670  | 9710  | 5040   | 2080  | 7140               |
| I                  | 5850               | 4820  | 10040   | 5190   | 2130  | 7350               |
| J                  | 6030               | 4970  | 10370   | 5340   | 2190  | 7560               |
| K                  | 6210               | 5120  | 10700   | 5490   | 2240  | 7770               |
| L                  | 6390               | 5270  | 11030   | 5640   | 2300  | 7980               |
| M                  | 6570               | 5420  | 11360   | 5790   | 2350  | 8190               |
| N                  | 6750               | 5570  | 11690   | 5940   | 2400  | 8400               |
| O                  | 6930               | 5720  | 12020   | 6090   | 2460  | 8610               |
| P                  | 7110               | 5870  | 12350   | 6240   | 2510  | 8820               |
| Q                  | 7290               | 6020  | 12680   | 6390   | 2570  | 9030               |
| R                  | 7470               | 6170  | 13010   | 6540   | 2620  | 9240               |
| DIMENSIONS:        |                    |   |   |  |   |                    |
| Outside Height     | 34                 | 39  | 37  | 37   | 18  | 37                 |
| Outside Width      | 60                 | 30  | 88  | 38   | 28  | 65                 |
| Outside Depth      | 36                 | 34  | 42  | 42   | 22  | 42                 |
| Inside Height      | 16                 | 21  | 16  | 16   |   | 16                 |
| Inside Width       | 46                 | 21  | 69  | 21   |   | 46                 |
| Inside Depth       | 23                 | 21  | 23  | 23   |   | 23                 |
| Seat Height        | 20                 | 19  | 21  | 21   |   | 21                 |
| Arm Height         | 24                 | 24  | 26  | 26   |   | 26                 |
| RECLINERS:         |                    |   |   |  |   |                    |
| Wall Clearance     |                    | 19"   |   |  |   |                    |
| Footrest           |                    | 12"   |   |  |   |                    |
| Fully Reclined     |                    | 65"   |   |  |   |                    |
| COM YDG (54"Plain) | 10.5               | 7   | 18  | 9  | 3   | 12.5               |
| CARTON WEIGHT      | 145                | 110   | 190   | 90   | 30  | 130                |
| STANDARD TRIM      | Welt               | Top Stitch  | #54 Nailhead  | #54 Nailhead   | #54 Nailhead  | #54 Nailhead       |
| OPTIONAL TRIM      | Nailhead - \$300   | Welt - \$240  | Welt - \$330  | Welt - \$240   | Welt - \$180  | Welt - \$300       |
| STD SEAT CUSHION   | Spring Poly        | Poly Fiber  | Spring Poly   | Spring Poly  | Poly Fiber  | Spring Poly        |
| STD BACK CUSHION   | Poly Fiber         | Poly Fiber  | Poly Fiber  | Poly Fiber   |   | Poly Fiber         |
| STD D RINGS/SNAPS  |                    |   |   |  |   |                    |
| STANDARD FINISH    | Must specify       | Must specify  | Must specify  | Must specify   | Must specify  | Must specify       |
| STD LEGS/FEET      | Tapered            | Block   | Bunn  | Bunn   | Bunn  | Bunn               |
| WOOD SPECIES       | Maple              | Maple   | Maple   | Maple  | Maple   | Maple              |
| STANDARD BASE      |                    |   |   |  |   |                    |
| STD MECHANISM      |                    | Push Activated  |   |  |   |                    |
| OPT MECHANISM      |                    | No Motor  |   |  |   |                    |
| SPECIAL NOTES      |                    |   |   |  |   |                    |







|                    |   |   |   |  |   |   |
|--------------------|---|---|---|--|---|---|
|                    |  |  |  |  |  |  |
| STYLE NUMBER:      | 1017  | 1027  | 1040  | 1040-68S   | 1042  | 1043  |
| STYLE NAME:        | Blakely   | Forrest   | Blayne  | Blayne   | Blayne  | Blayne  |
| DESCRIPTION:       | Recliner  | Recliner  | Sofa  | Sleeper Sofa (Queen)   | Chair   | Ottoman   |
| LEATHER GRADE:     |   |   |   |  |   |   |
| 1                  | 5550  | 5820  | 9150  | 11100  | 4700  | 1850  |
| 2                  | 5880  | 6150  | 9750  | 11700  | 4980  | 1970  |
| 3                  | 6210  | 6480  | 10350   | 12300  | 5270  | 2090  |
| 4                  | 6540  | 6810  | 10950   | 12900  | 5550  | 2210  |
| 5                  | 6870  | 7140  | 11550   | 13500  | 5840  | 2330  |
| 6                  | 7200  | 7470  | 12150   | 14100  | 6120  | 2450  |
| 7                  | 7530  | 7800  | 12750   | 14700  | 6410  | 2570  |
| 8                  | 7860  | 8130  | 13350   | 15300  | 6690  | 2690  |
| 9                  | 8190  | 8460  | 13950   | 15900  | 6980  | 2810  |
| 10                 | 8520  | 8790  | 14550   | 16500  | 7260  | 2930  |
| COM                | 4200  | 4440  | 6810  | 8580   | 3570  | 1370  |
| FABRIC:            |   |   |   |  |   |   |
| A                  | 4530  | 4790  | 7260  | 9300   | 3830  | 1490  |
| B                  | 4620  | 4880  | 7430  | 9470   | 3920  | 1510  |
| C                  | 4710  | 4970  | 7590  | 9630   | 4010  | 1540  |
| D                  | 4890  | 5150  | 7920  | 9960   | 4190  | 1590  |
| E                  | 5070  | 5330  | 8250  | 10290  | 4370  | 1650  |
| F                  | 5250  | 5510  | 8580  | 10620  | 4550  | 1700  |
| G                  | 5430  | 5690  | 8910  | 10950  | 4730  | 1760  |
| H                  | 5610  | 5870  | 9240  | 11280  | 4910  | 1810  |
| I                  | 5790  | 6050  | 9570  | 11610  | 5090  | 1860  |
| J                  | 5970  | 6230  | 9900  | 11940  | 5270  | 1920  |
| K                  | 6150  | 6410  | 10230   | 12270  | 5450  | 1970  |
| L                  | 6330  | 6590  | 10560   | 12600  | 5630  | 2030  |
| M                  | 6510  | 6770  | 10890   | 12930  | 5810  | 2080  |
| N                  | 6690  | 6950  | 11220   | 13260  | 5990  | 2130  |
| O                  | 6870  | 7130  | 11550   | 13590  | 6170  | 2190  |
| P                  | 7050  | 7310  | 11880   | 13920  | 6350  | 2240  |
| Q                  | 7230  | 7490  | 12210   | 14250  | 6530  | 2300  |
| R                  | 7410  | 7670  | 12540   | 14580  | 6710  | 2350  |
| DIMENSIONS:        |   |   |   |  |   |   |
| Outside Height     | 43  | 43  | 36  | 36   | 36  | 16  |
| Outside Width      | 33  | 33  | 82  | 82   | 35  | 29  |
| Outside Depth      | 35  | 35  | 39  | 39   | 39  | 22  |
| Inside Height      | 23  | 23  | 18  | 18   | 18  |   |
| Inside Width       | 21  | 21  | 68  | 68   | 21  |   |
| Inside Depth       | 19  | 19  | 21  | 21   | 21  |   |
| Seat Height        | 20  | 20  | 20  | 20   | 20  |   |
| Arm Height         | 25  | 25  | 23  | 23   | 23  |   |
| RECLINERS:         |   |   |   |  |   |   |
| Wall Clearance     | 19"   | 19"   |   |  |   |   |
| Footrest           | 10"   | 12"   |   |  |   |   |
| Fully Reclined     | 68"   |   |   |  |   |   |
| COM YDG (54"Plain) | 10  | 10  | 18  | 17.5   | 9   | 3   |
| CARTON WEIGHT      | 120   | 125   | 180   | 300  | 80  | 30  |
| STANDARD TRIM      | #9 Nailhead   | #9 Nailhead   | #9 Nailhead   | #9 Nailhead  | #9 Nailhead   | #9 Nailhead   |
| OPTIONAL TRIM      | Welt - \$240  | Welt - \$240  | Welt - \$330  | Welt - \$330   | Welt - \$240  | Welt - \$180  |
| STD SEAT CUSHION   | Spring Poly   | Spring Poly   | Spring Poly   | Spring Poly  | Spring Poly   | Poly Fiber  |
| STD BACK CUSHION   | Premium Fiber   | Premium Fiber   | Premium Fiber   | Premium Fiber  | Premium Fiber   |   |
| STD D RINGS/SNAPS  |   |   |   |  |   |   |
| STANDARD FINISH    | Must specify  | Must specify  | Must specify  | Must specify   | Must specify  | Must specify  |
| STD LEGS/FEET      | Chippendale   | Ball & Claw   | Bunn  | Bunn   | Bunn  | Bunn  |
| WOOD SPECIES       | Maple   | Maple   | Maple   | Maple  | Maple   | Maple   |
| STANDARD BASE      |   |   |   |  |   |   |
| STD MECHANISM      | Push Activated  | Push Activated  |   | Leggett & Platt  |   |   |
| OPT MECHANISM      | Motor - \$675   | Motor - \$675   |   | Air Dream -\$690   |   |   |
| SPECIAL NOTES      |   |   |   |  |   |   |







|                    |  |  |  |  |  |  |
|--------------------|---|---|---|--|---|---|
| STYLE NUMBER:      | 1045  | 1050  | 1050-68S  | 1052   | 1055  | 1057  |
| STYLE NAME:        | Blayne  | Bradley   | Bradley   | Bradley  | Bradley   | Bradley   |
| DESCRIPTION:       | Loveseat  | Sofa  | Sleeper Sofa  | Chair  | Loveseat  | Recliner  |
| LEATHER GRADE:     |   |   |   |  |   |   |
| 1                  | 6870  | 8400  | 10130   | 4500   | 6390  | 5210  |
| 2                  | 7310  | 8960  | 10680   | 4770   | 6830  | 5510  |
| 3                  | 7740  | 9510  | 11240   | 5040   | 7260  | 5810  |
| 4                  | 8180  | 10070   | 11790   | 5310   | 7700  | 6110  |
| 5                  | 8610  | 10620   | 12350   | 5580   | 8130  | 6410  |
| 6                  | 9050  | 11180   | 12900   | 5850   | 8570  | 6710  |
| 7                  | 9480  | 11730   | 13460   | 6120   | 9000  | 7010  |
| 8                  | 9920  | 12290   | 14010   | 6390   | 9440  | 7310  |
| 9                  | 10350   | 12840   | 14570   | 6660   | 9870  | 7610  |
| 10                 | 10790   | 13400   | 15120   | 6930   | 10310   | 7910  |
| COM                | 5130  | 6260  | 7770  | 3410   | 4730  | 3980  |
| FABRIC:            |   |   |   |  |   |   |
| A                  | 5490  | 6660  | 8340  | 3620   | 5030  | 4280  |
| B                  | 5610  | 6810  | 8510  | 3710   | 5150  | 4370  |
| C                  | 5730  | 6960  | 8670  | 3800   | 5270  | 4460  |
| D                  | 5970  | 7260  | 9000  | 3980   | 5510  | 4640  |
| E                  | 6210  | 7560  | 9330  | 4160   | 5750  | 4820  |
| F                  | 6450  | 7860  | 9660  | 4340   | 5990  | 5000  |
| G                  | 6690  | 8160  | 9990  | 4520   | 6230  | 5180  |
| H                  | 6930  | 8460  | 10320   | 4700   | 6470  | 5360  |
| I                  | 7170  | 8760  | 10650   | 4880   | 6710  | 5540  |
| J                  | 7410  | 9060  | 10980   | 5060   | 6950  | 5720  |
| K                  | 7650  | 9360  | 11310   | 5240   | 7190  | 5900  |
| L                  | 7890  | 9660  | 11640   | 5420   | 7430  | 6080  |
| M                  | 8130  | 9960  | 11970   | 5600   | 7670  | 6260  |
| N                  | 8370  | 10260   | 12300   | 5780   | 7910  | 6440  |
| O                  | 8610  | 10560   | 12630   | 5960   | 8150  | 6620  |
| P                  | 8850  | 10860   | 12960   | 6140   | 8390  | 6800  |
| Q                  | 9090  | 11160   | 13290   | 6320   | 8630  | 6980  |
| R                  | 9330  | 11460   | 13620   | 6500   | 8870  | 7160  |
| DIMENSIONS:        |   |   |   |  |   |   |
| Outside Height     | 36  | 36  | 36  | 36   | 36  | 37  |
| Outside Width      | 59  | 82  | 82  | 35   | 59  | 33  |
| Outside Depth      | 39  | 42  | 42  | 42   | 42  | 36  |
| Inside Height      | 18  | 18  | 18  | 18   | 18  | 20  |
| Inside Width       | 45  | 68  | 68  | 21   | 45  | 20  |
| Inside Depth       | 21  | 21  | 21  | 21   | 21  | 20  |
| Seat Height        | 20  | 19  | 19  | 19   | 19  | 22  |
| Arm Height         | 23  | 23  | 23  | 23   | 23  | 23  |
| RECLINERS:         |   |   |   |  |   |   |
| Wall Clearance     |   |   |   |  |   | 16"   |
| Footrest           |   |   |   |  |   | 14"   |
| Fully Reclined     |   |   |   |  |   | 65"   |
| COM YDG (54"Plain) | 13.5  | 17  | 17  | 8.5  | 13  | 9.5   |
| CARTON WEIGHT      | 125   | 170   | 240   | 80   | 125   | 115   |
| STANDARD TRIM      | #9 Nailhead   | #9 Nailhead   | #9 Nailhead   | #9 Nailhead  | #9 Nailhead   | #9 Nailhead   |
| OPTIONAL TRIM      | Welt - \$300  | Welt - \$330  | Welt - \$330  | Welt - \$240   | Welt - \$300  | Welt - \$240  |
| STD SEAT CUSHION   | Spring Poly   | Spring Poly   | Spring Poly   | Spring Poly  | Spring Poly   | Spring Poly   |
| STD BACK CUSHION   | Premium Fiber   | Premium Fiber   | Premium Fiber   | Premium Fiber  | Premium Fiber   | Premium Fiber   |
| STD D RINGS/SNAPS  |   |   |   |  |   |   |
| STANDARD FINISH    | Must specify  | Must specify  | Must specify  | Must specify   | Must specify  | N/A   |
| STD LEGS/FEET      | Bunn  | Bunn  | Bunn  | Bunn   | Bunn  | N/A   |
| WOOD SPECIES       | Maple   | Maple   | Maple   | Maple  | Maple   | N/A   |
| STANDARD BASE      |   |   |   |  |   |   |
| STD MECHANISM      |   |   | Leggett & Platt   |  |   | Outside Handle  |
| OPT MECHANISM      |   |   | Air Dream - \$690   |  |   | Motor - \$675   |
| SPECIAL NOTES      |   |   |   | Comp. Ott: 1133  |   |   |















|                    |  |  |  |  |  |  |
|--------------------|---|---|---|--|---|---|
| STYLE NUMBER:      | 1057-L  | 1057G or SG   | 1133  | 1142-18  | 1143-3  | 1152  |
| STYLE NAME:        | Bradley   | Bradley   | Bradley   | Collins  | Collins   | Wrenn   |
| DESCRIPTION:       | Recliner (With dual motor lift & recline mech)                                    | Glider or Swivel<br>Glider Recliner   | Ottoman   | Chair  | Ottoman   | Chair   |
| LEATHER GRADE:     |   |   |   |  |   |   |
| 1                  | 6980  | 5330  | 1730  | 4820   | 1740  | 5220  |
| 2                  | 7280  | 5630  | 1820  | 5120   | 1830  | 5520  |
| 3                  | 7580  | 5930  | 1910  | 5420   | 1920  | 5820  |
| 4                  | 7880  | 6230  | 2000  | 5720   | 2010  | 6120  |
| 5                  | 8180  | 6530  | 2090  | 6020   | 2100  | 6420  |
| 6                  | 8480  | 6830  | 2180  | 6320   | 2190  | 6720  |
| 7                  | 8780  | 7130  | 2270  | 6620   | 2280  | 7020  |
| 8                  | 9080  | 7430  | 2360  | 6920   | 2370  | 7320  |
| 9                  | 9380  | 7730  | 2450  | 7220   | 2460  | 7620  |
| 10                 | 9680  | 8030  | 2540  | 7520   | 2550  | 7920  |
| COM                | 5510  | 4100  | 1310  | 3530   | 1320  | 3960  |
| FABRIC:            |   |   |   |  |   |   |
| A                  | 6050  | 4410  | 1420  | 3820   | 1470  | 4350  |
| B                  | 6140  | 4500  | 1450  | 3890   | 1490  | 4410  |
| C                  | 6230  | 4590  | 1470  | 3950   | 1510  | 4480  |
| D                  | 6410  | 4770  | 1520  | 4080   | 1550  | 4610  |
| E                  | 6590  | 4950  | 1570  | 4220   | 1590  | 4740  |
| F                  | 6770  | 5130  | 1620  | 4350   | 1630  | 4870  |
| G                  | 6950  | 5310  | 1660  | 4480   | 1680  | 5010  |
| H                  | 7130  | 5490  | 1710  | 4610   | 1720  | 5140  |
| I                  | 7310  | 5670  | 1760  | 4740   | 1760  | 5270  |
| J                  | 7490  | 5850  | 1810  | 4880   | 1800  | 5400  |
| K                  | 7670  | 6030  | 1860  | 5010   | 1840  | 5530  |
| L                  | 7850  | 6210  | 1900  | 5140   | 1890  | 5670  |
| M                  | 8030  | 6390  | 1950  | 5270   | 1930  | 5800  |
| N                  | 8210  | 6570  | 2000  | 5400   | 1970  | 5930  |
| O                  | 8390  | 6750  | 2050  | 5540   | 2010  | 6060  |
| P                  | 8570  | 6930  | 2100  | 5670   | 2050  | 6190  |
| Q                  | 8750  | 7110  | 2140  | 5800   | 2100  | 6330  |
| R                  | 8930  | 7290  | 2190  | 5930   | 2140  | 6460  |
| DIMENSIONS:        |   |   |   |  |   |   |
| Outside Height     | 37  | 37  | 16  | 38   | 19  | 40  |
| Outside Width      | 33  | 33  | 29  | 35   | 28  | 35  |
| Outside Depth      | 36  | 36  | 22  | 39   | 24  | 40  |
| Inside Height      | 20  | 20  |   | 22   |   | 19  |
| Inside Width       | 20  | 20  |   | 22   |   | 24  |
| Inside Depth       | 20  | 20  |   | 23   |   | 22  |
| Seat Height        | 22  | 22  |   | 20   |   | 21  |
| Arm Height         | 23  | 23  |   | 24   |   | 24  |
| RECLINERS:         |   |   |   |  |   |   |
| Wall Clearance     | 16"   | 16"   |   |  |   |   |
| Footrest           | 14"   | 14"   |   |  |   |   |
| Fully Reclined     | 65"   | 65"   |   |  |   |   |
| COM YDG (54"Plain) | 9.5   | 9.5   | 2.5   | 8  | 2.5   | 8   |
| CARTON WEIGHT      | 150   | 150   | 25  | 90   | 35  | 100   |
| STANDARD TRIM      | #9 Nailhead   | #9 Nailhead   | Welt  | #9 Nailhead  | #9 Nailhead   | #54 Nailhead  |
| OPTIONAL TRIM      | Welt - \$240  | Welt - \$240  | Nails - \$180   | Welt - \$240   | Welt - \$180  | Welt - \$240  |
| STD SEAT CUSHION   | Spring Poly   | Spring Poly   | Poly Fiber  | Spring Poly  | Poly Fiber  | Blend Down  |
| STD BACK CUSHION   | Premium Fiber   | Premium Fiber   |   | Poly Fiber   |   | Blend Down  |
| STD D RINGS/SNAPS  |   |   |   |  |   |   |
| STANDARD FINISH    | N/A   | N/A   | Must specify  | Must specify   | Must specify  | Must specify  |
| STD LEGS/FEET      | N/A   | N/A   | Bunn  | Cup Caster   | Cup Caster  | Tapered   |
| WOOD SPECIES       | N/A   | N/A   | Maple   | Maple  | Maple   | Maple   |
| STANDARD BASE      |   |   |   |  |   |   |
| STD MECHANISM      | Motorized   | Outside Handle  |   |  |   |   |
| OPT MECHANISM      |   | Motor - \$675   |   |  |   |   |
| SPECIAL NOTES      |   |   | Matches 1052 chair  |  |   |   |







|                     |                    |   |   |  |   |   |
|---------------------|--------------------|---|---|--|---|---|
|                     | NO IMAGE AVAILABLE |  |  |  |  |  |
| STYLE NUMBER:       | 1153-4             | 1170-18   | 1218  | 1220   | 1220/2  | 1231-17   |
| STYLE NAME:         | Wrenn              | Chatsworth  | Baxter  | Becki  | Becki   | Kelly   |
| DESCRIPTION:        | Ottoman            | Sofa  | Barstool  | Sofa w/ Bench Seat<br>Cushion  | Sofa w/ 2 Seat<br>Cushions  | Wing Chair  |
| LEATHER GRADE:      |                    |   |   |  |   |   |
| 1                   | 1710               | 8810  | 2510  | 8100   | 8180  | 3840  |
| 2                   | 1800               | 9350  | 2640  | 8660   | 8730  | 4050  |
| 3                   | 1890               | 9890  | 2780  | 9210   | 9290  | 4260  |
| 4                   | 1980               | 10430   | 2910  | 9770   | 9840  | 4470  |
| 5                   | 2070               | 10970   | 3050  | 10320  | 10400   | 4680  |
| 6                   | 2160               | 11510   | 3180  | 10880  | 10950   | 4890  |
| 7                   | 2250               | 12050   | 3320  | 11430  | 11510   | 5100  |
| 8                   | 2340               | 12590   | 3450  | 11990  | 12060   | 5310  |
| 9                   | 2430               | 13130   | 3590  | 12540  | 12620   | 5520  |
| 10                  | 2520               | 13670   | 3720  | 13100  | 13170   | 5730  |
| COM                 | 1290               | 6450  | 1860  | 5900   | 5970  | 3030  |
| FABRIC:             |                    |   |   |  |   |   |
| A                   | 1410               | 7070  | 2040  | 6370   | 6450  | 3290  |
| B                   | 1440               | 7170  | 2070  | 6500   | 6580  | 3350  |
| C                   | 1460               | 7280  | 2100  | 6630   | 6710  | 3410  |
| D                   | 1500               | 7490  | 2160  | 6890   | 6960  | 3530  |
| E                   | 1540               | 7700  | 2220  | 7150   | 7220  | 3650  |
| F                   | 1580               | 7910  | 2280  | 7410   | 7480  | 3770  |
| G                   | 1620               | 8120  | 2340  | 7660   | 7740  | 3890  |
| H                   | 1670               | 8330  | 2400  | 7920   | 8000  | 4010  |
| I                   | 1710               | 8540  | 2460  | 8180   | 8250  | 4130  |
| J                   | 1750               | 8750  | 2520  | 8440   | 8510  | 4250  |
| K                   | 1790               | 8960  | 2580  | 8700   | 8770  | 4370  |
| L                   | 1830               | 9170  | 2640  | 8950   | 9030  | 4490  |
| M                   | 1880               | 9380  | 2700  | 9210   | 9290  | 4610  |
| N                   | 1920               | 9590  | 2760  | 9470   | 9540  | 4730  |
| O                   | 1960               | 9800  | 2820  | 9730   | 9800  | 4850  |
| P                   | 2000               | 10010   | 2880  | 9990   | 10060   | 4970  |
| Q                   | 2040               | 10220   | 2940  | 10240  | 10320   | 5090  |
| R                   | 2090               | 10430   | 3000  | 10500  | 10580   | 5210  |
| DIMENSIONS:         |                    |   |   |  |   |   |
| Outside Height      | 18                 | 36  | 42  | 36   | 36  | 42  |
| Outside Width       | 28                 | 86  | 23.5  | 88.5   | 88.5  | 30  |
| Outside Depth       | 22.5               | 42  | 23  | 38   | 38  | 30  |
| Inside Height       |                    | 13  | 11  | 16   | 16  | 23  |
| Inside Width        |                    | 67  | 17.5  | 79   | 79  | 20  |
| Inside Depth        |                    | 26.5  | 17  | 25   | 25  | 22  |
| Seat Height         |                    | 21.5  | 30  | 20   | 20  | 21  |
| Arm Height          |                    | 25  | 39  | 29.5   | 29.5  | 25  |
| RECLINERS:          |                    |   |   |  |   |   |
| Wall Clearance      |                    |   |   |  |   |   |
| Footrest            |                    |   |   |  |   |   |
| Fully Reclined      |                    |   |   |  |   |   |
| COM YDG (54" Plain) | 2.5                | 14  | 4   | 16   | 16  | 5   |
| CARTON WEIGHT       | 30                 | 200   | 60  | 175  | 175   | 65  |
| STANDARD TRIM       | #54 Nailhead       | #54 Nailhead  | #9 Nailhead   | Welt & #54 Nails   | Welt & #54 Nails  | #9 Nailhead   |
| OPTIONAL TRIM       |                    |   |   |  |   | Welt - \$240  |
| STD SEAT CUSHION    | Poly Fiber         | Blend Down  | Poly Fiber  | Blend Down   | Blend Down  | Spring Poly   |
| STD BACK CUSHION    |                    | Poly Fiber  | Poly Fiber  | Poly Fiber   | Poly Fiber  | Poly Fiber  |
| STD D RINGS/SNAPS   |                    |   |   |  |   |   |
| STANDARD FINISH     | Must specify       | Must specify  | Must Specify  | Must specify   | Must specify  | Must specify  |
| STD LEGS/FEET       | Tapered            | Turned Bunn   |   | Tapered  | Tapered   | Tapered Leg   |
| WOOD SPECIES        | Maple              | Maple   | Maple   | Maple  | Maple   | Maple   |
| STANDARD BASE       |                    |   |   |  |   |   |
| STD MECHANISM       |                    |   |   |  |   |   |
| OPT MECHANISM       |                    |   |   |  |   |   |
| SPECIAL NOTES       |                    |   |   |  |   |   |







|                     |  |  |  |  |  |  |
|---------------------|---|---|---|--|---|---|
| STYLE NUMBER:       | 1231-18   | 1241-17   | 1241-18   | 1241-38  | 1243-4  | 1261-17   |
| STYLE NAME:         | Kelly   | Alistair  | Alistair  | Alistair   | Alistair  | Kellan  |
| DESCRIPTION:        | Tufted Wing Chair   | Wing Chair (Loose Cushion, Tight Back)  | Wing Chair (Loose Cushion, Tufted Back)   | Wing Chair (Tufted Seat, Tufted Back)  | Ottoman (Attached Top)  | Wing Chair  |
| LEATHER GRADE:      |   |   |   |  |   |   |
| 1                   | 3900  | 4050  | 4650  | 4890   | 1520  | 4050  |
| 2                   | 4110  | 4290  | 4910  | 5150   | 1590  | 4290  |
| 3                   | 4320  | 4530  | 5160  | 5400   | 1670  | 4530  |
| 4                   | 4530  | 4770  | 5420  | 5660   | 1740  | 4770  |
| 5                   | 4740  | 5010  | 5670  | 5910   | 1820  | 5010  |
| 6                   | 4950  | 5250  | 5930  | 6170   | 1890  | 5250  |
| 7                   | 5160  | 5490  | 6180  | 6420   | 1970  | 5490  |
| 8                   | 5370  | 5730  | 6440  | 6680   | 2040  | 5730  |
| 9                   | 5580  | 5970  | 6690  | 6930   | 2120  | 5970  |
| 10                  | 5790  | 6210  | 6950  | 7190   | 2190  | 6210  |
| COM                 | 3080  | 3060  | 3560  | 3710   | 1160  | 3000  |
| FABRIC:             |   |   |   |  |   |   |
| A                   | 3350  | 3350  | 3890  | 4110   | 1300  | 3290  |
| B                   | 3410  | 3410  | 3950  | 4170   | 1320  | 3350  |
| C                   | 3470  | 3470  | 4010  | 4230   | 1330  | 3410  |
| D                   | 3590  | 3590  | 4130  | 4350   | 1370  | 3530  |
| E                   | 3710  | 3710  | 4250  | 4470   | 1410  | 3650  |
| F                   | 3830  | 3830  | 4370  | 4590   | 1440  | 3770  |
| G                   | 3950  | 3950  | 4490  | 4710   | 1480  | 3890  |
| H                   | 4070  | 4070  | 4610  | 4830   | 1510  | 4010  |
| I                   | 4190  | 4190  | 4730  | 4950   | 1550  | 4130  |
| J                   | 4310  | 4310  | 4850  | 5070   | 1590  | 4250  |
| K                   | 4430  | 4430  | 4970  | 5190   | 1620  | 4370  |
| L                   | 4550  | 4550  | 5090  | 5310   | 1660  | 4490  |
| M                   | 4670  | 4670  | 5210  | 5430   | 1690  | 4610  |
| N                   | 4790  | 4790  | 5330  | 5550   | 1730  | 4730  |
| O                   | 4910  | 4910  | 5450  | 5670   | 1770  | 4850  |
| P                   | 5030  | 5030  | 5570  | 5790   | 1800  | 4970  |
| Q                   | 5150  | 5150  | 5690  | 5910   | 1840  | 5090  |
| R                   | 5270  | 5270  | 5810  | 6030   | 1870  | 5210  |
| DIMENSIONS:         |   |   |   |  |   |   |
| Outside Height      | 42  | 43  | 43  | 43   | 18  | 44  |
| Outside Width       | 30  | 33  | 33  | 33   | 25  | 29  |
| Outside Depth       | 30  | 34  | 34  | 34   | 20  | 31  |
| Inside Height       | 23  | 25  | 25  | 25   |   | 22  |
| Inside Width        | 20  | 23  | 23  | 23   |   | 21.5  |
| Inside Depth        | 22  | 22  | 22  | 22   |   | 21  |
| Seat Height         | 21  | 21  | 21  | 21   |   | 22  |
| Arm Height          | 25  | 25  | 25  | 25   |   | 23.5  |
| RECLINERS:          |   |   |   |  |   |   |
| Wall Clearance      |   |   |   |  |   |   |
| Footrest            |   |   |   |  |   |   |
| Fully Reclined      |   |   |   |  |   |   |
| COM YDG (54" Plain) | 7   | 6.5   | 7   | 6.5  | 2   | 6.5   |
| CARTON WEIGHT       | 65  | 85  | 85  | 85   | 25  | 80  |
| STANDARD TRIM       | #9 Nailhead   | #9 Nailhead   | #9 Nailhead   | #9 Nailhead  | #9 Nailhead   | #9 Nailhead   |
| OPTIONAL TRIM       | Welt - \$240  | Welt - \$240  | Welt - \$240  | Welt - \$240   | Welt - \$180  | Welt - \$240  |
| STD SEAT CUSHION    | Spring Poly   | Blend Down  | Blend Down  | Poly Fiber   | Poly Fiber  | Spring Poly   |
| STD BACK CUSHION    | Poly Fiber  | Poly  | Poly  | Poly   |   | Poly Fiber  |
| STD D RINGS/SNAPS   |   |   |   |  |   |   |
| STANDARD FINISH     | Must specify  | Must specify  | Must specify  | Must specify   | Must specify  | Must specify  |
| STD LEGS/FEET       | Tapered Leg   | Chippendale   | Chippendale   | Chippendale  |   |   |
| WOOD SPECIES        | Maple   | Cherry  | Cherry  | Cherry   | Cherry  | Maple   |
| STANDARD BASE       |   |   |   |  |   |   |
| STD MECHANISM       |   |   |   |  |   |   |
| OPT MECHANISM       |   |   |   |  |   |   |
| SPECIAL NOTES       |   |   |   |  |   |   |

|                    |  |  |  |  |  |  |
|--------------------|---|---|---|--|---|---|
| STYLE NUMBER:      | 1280-18   | 1327  | 1337POP   | 1347   | 1357  | 1367SG  |
| STYLE NAME:        | Claridge  | Puck  | Tucker  | Talbot   | Dixie   | Roth  |
| DESCRIPTION:       | Tufted Sofa   | Recliner  | Recliner w/ Pop-Up Headrest   | Recliner   | Recliner  | Swivel Glider Recliner  |
| LEATHER GRADE:     |   |   |   |  |   |   |
| 1                  | 9380  | 5850  | 5730  | 6170   | 5210  | 4940  |
| 2                  | 10010   | 6180  | 6000  | 6540   | 5520  | 5220  |
| 3                  | 10640   | 6510  | 6270  | 6920   | 5840  | 5510  |
| 4                  | 11270   | 6840  | 6540  | 7290   | 6150  | 5790  |
| 5                  | 11900   | 7170  | 6810  | 7670   | 6470  | 6080  |
| 6                  | 12530   | 7500  | 7080  | 8040   | 6780  | 6360  |
| 7                  | 13160   | 7830  | 7350  | 8420   | 7100  | 6650  |
| 8                  | 13790   | 8160  | 7620  | 8790   | 7410  | 6930  |
| 9                  | 14420   | 8490  | 7890  | 9170   | 7730  | 7220  |
| 10                 | 15050   | 8820  | 8160  | 9540   | 8040  | 7500  |
| COM                | 6780  | 4680  | 4430  | 4500   | 3860  | 3660  |
| FABRIC:            |   |   |   |  |   |   |
| A                  | 7380  | 5140  | 4900  | 4970   | 4190  | 4010  |
| B                  | 7520  | 5220  | 4960  | 5040   | 4260  | 4080  |
| C                  | 7650  | 5300  | 5020  | 5110   | 4340  | 4140  |
| D                  | 7920  | 5460  | 5150  | 5250   | 4490  | 4260  |
| E                  | 8190  | 5630  | 5280  | 5400   | 4640  | 4390  |
| F                  | 8460  | 5790  | 5400  | 5540   | 4790  | 4520  |
| G                  | 8730  | 5950  | 5530  | 5690   | 4940  | 4640  |
| H                  | 9000  | 6110  | 5650  | 5830   | 5090  | 4770  |
| I                  | 9270  | 6270  | 5780  | 5970   | 5240  | 4890  |
| J                  | 9540  | 6440  | 5910  | 6120   | 5390  | 5020  |
| K                  | 9810  | 6600  | 6030  | 6260   | 5540  | 5150  |
| L                  | 10080   | 6760  | 6160  | 6410   | 5690  | 5270  |
| M                  | 10350   | 6920  | 6280  | 6550   | 5840  | 5400  |
| N                  | 10620   | 7080  | 6410  | 6690   | 5990  | 5520  |
| O                  | 10890   | 7250  | 6540  | 6840   | 6140  | 5650  |
| P                  | 11160   | 7410  | 6660  | 6980   | 6290  | 5780  |
| Q                  | 11430   | 7570  | 6790  | 7130   | 6440  | 5900  |
| R                  | 11700   | 7730  | 6910  | 7270   | 6590  | 6030  |
| DIMENSIONS:        |   |   |   |  |   |   |
| Outside Height     | 33  | 43  | 38  | 43   | 39  | 41.5  |
| Outside Width      | 86  | 33.5  | 32  | 30   | 31  | 29  |
| Outside Depth      | 40  | 38.5  | 37  | 39   | 41.5  | 40  |
| Inside Height      | 13  | 22  | 21  | 22   | 22  | 22.5  |
| Inside Width       | 64  | 22  | 21  | 21   | 20.5  | 20.5  |
| Inside Depth       | 23.5  | 22.5  | 20  | 21   | 20  | 21  |
| Seat Height        | 20  | 21  | 19  | 20.5   | 20  | 19.5  |
| Arm Height         | 33  | 27  | 23  | 24   | 26.5  | 25.5  |
| RECLINERS:         |   |   |   |  |   |   |
| Wall Clearance     |   | 21  | 22  | 25   | 22  | 24  |
| Footrest           |   | 15.5  | 19  | 12   | 15  | 13  |
| Fully Reclined     |   | 68.5  | 65  | 67.5   | 66  | 69  |
| COM YDG (54"Plain) | 17  | 9   | 8   | 10   | 9   | 7.5   |
| CARTON WEIGHT      | 180   | 120   | 150   | 130  | 130   | 150   |
| STANDARD TRIM      | #54 Nailhead  | #9 Nailhead   | Welt  | #9 Nailhead  | #9 Nailhead   | Welt  |
| OPTIONAL TRIM      | Welt - \$330  |   |   |  |   |   |
| STD SEAT CUSHION   | Spring Poly   | Spring Poly   | Blend Down  | Blend Down   | Blend Down  | Poly Fiber  |
| STD BACK CUSHION   | Poly Fiber  | Poly Fiber  | Premium Fiber   | Premium Fiber  | Premium Fiber   | Premium Fiber   |
| STD D RINGS/SNAPS  |   |   |   |  |   |   |
| STANDARD FINISH    | Must specify  | Must Specify  | Must Specify  | Must Specify   | Must specify  | N/A   |
| STD LEGS/FEET      | Bunn  |   |   |  | Turned  |   |
| WOOD SPECIES       | Maple   | Maple   | Maple   | Maple  | Maple   | N/A   |
| STANDARD BASE      |   |   |   |  |   | Swivel Glider   |
| STD MECHANISM      |   | Push Back   | Push Back   | Push Back  | Push Back   | Push Back   |
| OPT MECHANISM      |   | Motor - \$675   | Motor - \$675   | Motor - \$675  | Motor - \$675   | Motor - \$675   |
| SPECIAL NOTES      |   |   |   |  |   |   |






|                    |  |  |  |  |  |  |
|--------------------|---|---|---|--|---|---|
| STYLE NUMBER:      | 1377  | 1387  | 1394  | 1397POP  | 1407  | 1407POP   |
| STYLE NAME:        | Woody   | Phantom   | St. Marks   | Winston  | Salem   | Salem   |
| DESCRIPTION:       | Recliner  | Recliner  | Ottoman   | Recliner w/ Pop-Up Headrest  | Recliner  | Recliner w/ Pop-Up Headrest   |
| LEATHER GRADE:     |   |   |   |  |   |   |
| 1                  | 5550  | 5420  | 3810  | 6110   | 4730  | 5810  |
| 2                  | 5790  | 5780  | 4070  | 6420   | 5040  | 6120  |
| 3                  | 6030  | 6140  | 4320  | 6740   | 5360  | 6440  |
| 4                  | 6270  | 6500  | 4580  | 7050   | 5670  | 6750  |
| 5                  | 6510  | 6860  | 4830  | 7370   | 5990  | 7070  |
| 6                  | 6750  | 7220  | 5090  | 7680   | 6300  | 7380  |
| 7                  | 6990  | 7580  | 5340  | 8000   | 6620  | 7700  |
| 8                  | 7230  | 7940  | 5600  | 8310   | 6930  | 8010  |
| 9                  | 7470  | 8300  | 5850  | 8630   | 7250  | 8330  |
| 10                 | 7710  | 8660  | 6110  | 8940   | 7560  | 8640  |
| COM                | 4370  | 4010  | 2760  | 4640   | 3440  | 4370  |
| FABRIC:            |   |   |   |  |   |   |
| A                  | 4810  | 4280  | 2970  | 5090   | 3710  | 4770  |
| B                  | 4880  | 4380  | 3030  | 5160   | 3780  | 4850  |
| C                  | 4950  | 4470  | 3090  | 5240   | 3860  | 4920  |
| D                  | 5090  | 4650  | 3200  | 5390   | 4010  | 5070  |
| E                  | 5230  | 4840  | 3310  | 5540   | 4160  | 5220  |
| F                  | 5370  | 5030  | 3430  | 5690   | 4310  | 5370  |
| G                  | 5500  | 5210  | 3540  | 5840   | 4460  | 5520  |
| H                  | 5640  | 5400  | 3660  | 5990   | 4610  | 5670  |
| I                  | 5780  | 5580  | 3770  | 6140   | 4760  | 5820  |
| J                  | 5920  | 5770  | 3880  | 6290   | 4910  | 5970  |
| K                  | 6060  | 5960  | 4000  | 6440   | 5060  | 6120  |
| L                  | 6190  | 6140  | 4110  | 6590   | 5210  | 6270  |
| M                  | 6330  | 6330  | 4230  | 6740   | 5360  | 6420  |
| N                  | 6470  | 6510  | 4340  | 6890   | 5510  | 6570  |
| O                  | 6610  | 6700  | 4450  | 7040   | 5660  | 6720  |
| P                  | 6750  | 6890  | 4570  | 7190   | 5810  | 6870  |
| Q                  | 6880  | 7070  | 4680  | 7340   | 5960  | 7020  |
| R                  | 7020  | 7260  | 4800  | 7490   | 6110  | 7170  |
| DIMENSIONS:        |   |   |   |  |   |   |
| Outside Height     | 41.5  | 45.5  | 21.5  | 38   | 38  | 38  |
| Outside Width      | 32  | 31  | 42  | 30   | 29.5  | 29.5  |
| Outside Depth      | 38  | 39.5  | 42  | 37.5   | 36.5  | 36.5  |
| Inside Height      | 21  | 24.5  |   | 18   | 18  | 18  |
| Inside Width       | 22.5  | 21  |   | 21.5   | 21.5  | 21.5  |
| Inside Depth       | 20  | 21  |   | 21   | 20.5  | 20.5  |
| Seat Height        | 20.5  | 20  |   | 20   | 20  | 20  |
| Arm Height         | 24  | 26.5  |   | 23   | 23.5  | 23.5  |
| RECLINERS:         |   |   |   |  |   |   |
| Wall Clearance     | 24  | 24  |   | 23   | 20  | 24  |
| Footrest           | 12  | 13  |   | 17   | 12  | 12  |
| Fully Reclined     | 66  | 68  |   | 67   | 62  | 67  |
| COM YDG (54"Plain) | 8   | 11  | 6.5   | 9  | 9   | 9   |
| CARTON WEIGHT      | 120   | 120   | 90  | 150  | 125   | 150   |
| STANDARD TRIM      | Welt  | Welt  | #9 Nailhead   | Welt   | Welt  | Welt  |
| OPTIONAL TRIM      |   |   |   |  |   |   |
| STD SEAT CUSHION   | Blend Down  | Poly Fiber  | Poly Fiber  | Blend Down   | Blend Down  | Blend Down  |
| STD BACK CUSHION   | Premium Fiber   | Premium Fiber   |   | Premium Fiber  | Blend Down  | Blend Down  |
| STD D RINGS/SNAPS  |   |   |   |  |   |   |
| STANDARD FINISH    | Must Specify  | Must Specify  | Must specify  | Must Specify   | Must Specify  | Must Specify  |
| STD LEGS/FEET      |   | Tapered   |   |  |   |   |
| WOOD SPECIES       | Quartersawn Oak   | Maple   | Maple   | Maple  | Maple   | Maple   |
| STANDARD BASE      |   |   |   |  |   |   |
| STD MECHANISM      | Push Back   | Push Back   |   | Push Back  | Push Back   | Push Back   |
| OPT MECHANISM      |   | Motor - \$675   | Std.w/(4) decorative brass handles  | Motor - \$675  | Motor - \$675   | Motor - \$675   |
| SPECIAL NOTES      |   |   |   |  |   |   |







|                     |   |   |   |  |   |   |
|---------------------|---|---|---|--|---|---|
|                     |  |  |  |  |  |  |
| STYLE NUMBER:       | 1430/3  | 1447  | 1457  | 1460   | 1490  | 1500  |
| STYLE NAME:         | Harpo   | Laney   | Alayna  | Cynthia  | Jorge   | Hera  |
| DESCRIPTION:        | Sofa  | Recliner  | Recliner  | Sofa   | Sofa  | Sofa  |
| LEATHER GRADE:      |   |   |   |  |   |   |
| 1                   | 8660  | 6150  | 6350  | 9830   | 10800   | 10050   |
| 2                   | 9200  | 6500  | 6710  | 10430  | 11420   | 10650   |
| 3                   | 9740  | 6840  | 7070  | 11030  | 12030   | 11250   |
| 4                   | 10280   | 7190  | 7430  | 11630  | 12650   | 11850   |
| 5                   | 10820   | 7530  | 7790  | 12230  | 13260   | 12450   |
| 6                   | 11360   | 7880  | 8150  | 12830  | 13880   | 13050   |
| 7                   | 11900   | 8220  | 8510  | 13430  | 14490   | 13650   |
| 8                   | 12440   | 8570  | 8870  | 14030  | 15110   | 14250   |
| 9                   | 12980   | 8910  | 9230  | 14630  | 15720   | 14850   |
| 10                  | 13520   | 9260  | 9590  | 15230  | 16340   | 15450   |
| COM                 | 6450  | 4680  | 4800  | 7260   | 8090  | 7580  |
| FABRIC:             |   |   |   |  |   |   |
| A                   | 7010  | 5050  | 5250  | 7910   | 8830  | 8220  |
| B                   | 7140  | 5140  | 5330  | 8050   | 8980  | 8380  |
| C                   | 7260  | 5230  | 5410  | 8190   | 9130  | 8540  |
| D                   | 7500  | 5420  | 5570  | 8460   | 9440  | 8850  |
| E                   | 7750  | 5610  | 5730  | 8740   | 9750  | 9170  |
| F                   | 8000  | 5790  | 5890  | 9020   | 10050   | 9490  |
| G                   | 8240  | 5980  | 6060  | 9290   | 10360   | 9810  |
| H                   | 8490  | 6160  | 6220  | 9570   | 10660   | 10130   |
| I                   | 8730  | 6350  | 6380  | 9840   | 10970   | 10440   |
| J                   | 8980  | 6540  | 6540  | 10120  | 11280   | 10760   |
| K                   | 9230  | 6720  | 6700  | 10400  | 11580   | 11080   |
| L                   | 9470  | 6910  | 6870  | 10670  | 11890   | 11400   |
| M                   | 9720  | 7090  | 7030  | 10950  | 12190   | 11720   |
| N                   | 9960  | 7280  | 7190  | 11220  | 12500   | 12030   |
| O                   | 10210   | 7470  | 7350  | 11500  | 12810   | 12350   |
| P                   | 10460   | 7650  | 7510  | 11780  | 13110   | 12670   |
| Q                   | 10700   | 7840  | 7680  | 12050  | 13420   | 12990   |
| R                   | 10950   | 8020  | 7840  | 12330  | 13720   | 13310   |
| DIMENSIONS:         |   |   |   |  |   |   |
| Outside Height      | 36  | 41  | 42  | 33.5   | 33.5  | 36  |
| Outside Width       | 79  | 29.5  | 36  | 83.5   | 84.5  | 79.5  |
| Outside Depth       | 35  | 41  | 40  | 36   | 36  | 38  |
| Inside Height       | 16.5  | 18.5  | 21  | 11   | 12  | 16  |
| Inside Width        | 71  | 23  | 24  | 69   | 72  | 72  |
| Inside Depth        | 23  | 23  | 21.5  | 23.5   | 25  | 21  |
| Seat Height         | 19.5  | 22  | 21  | 22   | 22  | 20  |
| Arm Height          | 25  | 24.5  | 25  | 33.5   | 33.5  | 24.5  |
| RECLINERS:          |   |   |   |  |   |   |
| Wall Clearance      |   | 22  | 17  |  |   |   |
| Footrest            |   | 19  | 12.5  |  |   |   |
| Fully Reclined      |   | 70  | 68  |  |   |   |
| COM YDG (54" Plain) | 17  | 11  | 10  | 17.5   | 17.5  | 17.5  |
| CARTON WEIGHT       | 200   | 150   | 150   | 175  | 200   | 165   |
| STANDARD TRIM       | #9 Nails & Welt   | #9 Nailhead   | #9 Nailhead   | #9 Nailhead  | Welt  | #9 Nails & Welt   |
| OPTIONAL TRIM       | Welt - \$330  |   |   |  |   |   |
| STD SEAT CUSHION    | Spring Poly   | Blend Down  | Blend Down  | Blend Down   | Blend Down  | Poly on Poly  |
| STD BACK CUSHION    | Blend Down  | Blown Fiber   | Blown Fiber   | Poly Fiber   | Poly Fiber  | Premium Fiber   |
| STD D RINGS/SNAPS   |   |   |   |  |   |   |
| STANDARD FINISH     | Must specify  | Must specify  | Must specify  | Must specify   | N/A   | Must specify  |
| STD LEGS/FEET       | Tapered   | Tapered   | Tapered   | Metal or Wood Legs   |   |   |
| WOOD SPECIES        | Maple   | Maple   | Maple   | N/A  | N/A   | Maple   |
| STANDARD BASE       |   |   |   | Metal  | Metal Plinth  |   |
| STD MECHANISM       |   | Push Back   | Push Back   |  |   |   |
| OPT MECHANISM       |   | Motor - \$675   | Motor - \$675   | Must specify Cardinal Powdercoat or wood finish                                    | Must specify Cardinal Powdercoat finish   |   |
| SPECIAL NOTES       |   |   |   |  |   |   |






|                     |   |   |   |  |   |   |
|---------------------|---|---|---|--|---|---|
|                     |  |  |  |  |  |  |
| STYLE NUMBER:       | 1520  | 1555  | 1607  | 1612   | 1612-SW   | 1612-17   |
| STYLE NAME:         | Sienna  | Dempsey   | Greg  | Alexandria   | Alexandria  | Alexandria  |
| DESCRIPTION:        | Sofa  | Settee  | Recliner  | Chair  | Swivel Chair  | Chair (tight back)  |
| LEATHER GRADE:      |   |   |   |  |   |   |
| 1                   | 8810  | 3930  | 5340  | 4290   | 4860  | 3930  |
| 2                   | 9380  | 4160  | 5670  | 4490   | 5070  | 4140  |
| 3                   | 9950  | 4380  | 6000  | 4680   | 5280  | 4350  |
| 4                   | 10520   | 4610  | 6330  | 4880   | 5490  | 4560  |
| 5                   | 11090   | 4830  | 6660  | 5070   | 5700  | 4770  |
| 6                   | 11660   | 5060  | 6990  | 5270   | 5910  | 4980  |
| 7                   | 12230   | 5280  | 7320  | 5460   | 6120  | 5190  |
| 8                   | 12800   | 5510  | 7650  | 5660   | 6330  | 5400  |
| 9                   | 13370   | 5730  | 7980  | 5850   | 6540  | 5610  |
| 10                  | 13940   | 5960  | 8310  | 6050   | 6750  | 5820  |
| COM                 | 6540  | 2930  | 3960  | 3320   | 3810  | 2970  |
| FABRIC:             |   |   |   |  |   |   |
| A                   | 6990  | 3200  | 4300  | 3740   | 4220  | 3280  |
| B                   | 7140  | 3250  | 4380  | 3780   | 4270  | 3330  |
| C                   | 7290  | 3300  | 4450  | 3820   | 4320  | 3370  |
| D                   | 7590  | 3390  | 4610  | 3900   | 4410  | 3470  |
| E                   | 7890  | 3490  | 4770  | 3990   | 4510  | 3570  |
| F                   | 8190  | 3590  | 4920  | 4070   | 4610  | 3660  |
| G                   | 8490  | 3680  | 5080  | 4160   | 4700  | 3760  |
| H                   | 8790  | 3780  | 5230  | 4240   | 4800  | 3850  |
| I                   | 9090  | 3870  | 5390  | 4320   | 4890  | 3950  |
| J                   | 9390  | 3970  | 5550  | 4410   | 4990  | 4050  |
| K                   | 9690  | 4070  | 5700  | 4490   | 5090  | 4140  |
| L                   | 9990  | 4160  | 5860  | 4580   | 5180  | 4240  |
| M                   | 10290   | 4260  | 6010  | 4660   | 5280  | 4330  |
| N                   | 10590   | 4350  | 6170  | 4740   | 5370  | 4430  |
| O                   | 10890   | 4450  | 6330  | 4830   | 5470  | 4530  |
| P                   | 11190   | 4550  | 6480  | 4910   | 5570  | 4620  |
| Q                   | 11490   | 4640  | 6640  | 5000   | 5660  | 4720  |
| R                   | 11790   | 4740  | 6790  | 5080   | 5760  | 4810  |
| DIMENSIONS:         |   |   |   |  |   |   |
| Outside Height      | 34.5  | 34  | 42  | 30   | 29  | 30  |
| Outside Width       | 87.5  | 52  | 32  | 32.5   | 32.5  | 32  |
| Outside Depth       | 39  | 29  | 36.5  | 34.5   | 34.5  | 34.5  |
| Inside Height       | 14  | 16  | 22  | 10   | 10  | 10  |
| Inside Width        | 77  | 44  | 22  | 22   | 22  | 20  |
| Inside Depth        | 22  | 23  | 20  | 23.5   | 23.5  | 23  |
| Seat Height         | 20  | 18  | 19.5  | 20   | 20  | 21  |
| Arm Height          | 24  | 24  | 24  | 26   | 26  | 26  |
| RECLINERS:          |   |   |   |  |   |   |
| Wall Clearance      |   |   | 22"   |  |   |   |
| Footrest            |   |   |   |  |   |   |
| Fully Reclined      |   |   | 65"   |  |   |   |
| COM YDG (54" Plain) | 19  | 5.5   | 9   | 6  | 6.5   | 6   |
| CARTON WEIGHT       | 175   | 125   | 120   | 80   | 80  | 80  |
| STANDARD TRIM       | Welt  | Welt  | Welt  | #9 Nailhead  | #9 Nailhead   | #9 Nailhead   |
| OPTIONAL TRIM       |   |   |   |  |   |   |
| STD SEAT CUSHION    | Blend Down  | Poly Fiber  | Poly on Poly  | Spring Poly  | Spring Poly   | Spring Poly   |
| STD BACK CUSHION    | Premium Fiber   | Poly Fiber  | Poly Fiber  | Poly Fiber   | Poly Fiber  | Poly Fiber  |
| STD D RINGS/SNAPS   |   |   |   |  |   |   |
| STANDARD FINISH     | Must Specify  | Must specify  | Must specify  | Must specify   | Must Specify  | Must Specify  |
| STD LEGS/FEET       | Tapered   | Straight  |   | Plinth Base  |   | Plinth Base   |
| WOOD SPECIES        | Maple   | Maple   | Maple   | Maple  | Maple   | Maple   |
| STANDARD BASE       |   |   |   |  | Wood Swivel   |   |
| STD MECHANISM       |   |   | Push Back   |  |   |   |
| OPT MECHANISM       |   |   | Motor - \$675   |  |   |   |
| SPECIAL NOTES       |   |   |   |  |   |   |





|                    |  |  |  |  |  |  |
|--------------------|---|---|---|--|---|---|
| STYLE NUMBER:      | 1612-17SW   | 1627  | 1630  | 1632   | 1637  | 1640  |
| STYLE NAME:        | Alexandria  | Anna  | Kensington  | Kensington   | Kensington  | Como  |
| DESCRIPTION:       | Swivel Chair  | Recliner  | Sofa  | Chair  | Recliner  | Sofa  |
| LEATHER GRADE:     |   |   |   |  |   |   |
| 1                  | 4250  | 5090  | 8160  | 4850   | 5660  | 8370  |
| 2                  | 4460  | 5390  | 8670  | 5120   | 5990  | 8960  |
| 3                  | 4670  | 5690  | 9180  | 5390   | 6320  | 9540  |
| 4                  | 4880  | 5990  | 9690  | 5660   | 6650  | 10130   |
| 5                  | 5090  | 6290  | 10200   | 5930   | 6980  | 10710   |
| 6                  | 5300  | 6590  | 10710   | 6200   | 7310  | 11300   |
| 7                  | 5510  | 6890  | 11220   | 6470   | 7640  | 11880   |
| 8                  | 5720  | 7190  | 11730   | 6740   | 7970  | 12470   |
| 9                  | 5930  | 7490  | 12240   | 7010   | 8300  | 13050   |
| 10                 | 6140  | 7790  | 12750   | 7280   | 8630  | 13640   |
| COM                | 3360  | 3800  | 5970  | 3710   | 4280  | 6110  |
| FABRIC:            |   |   |   |  |   |   |
| A                  | 3700  | 4150  | 6490  | 4110   | 4680  | 6500  |
| B                  | 3750  | 4210  | 6610  | 4170   | 4750  | 6660  |
| C                  | 3800  | 4270  | 6720  | 4230   | 4830  | 6810  |
| D                  | 3900  | 4400  | 6950  | 4350   | 4970  | 7110  |
| E                  | 4010  | 4530  | 7180  | 4470   | 5110  | 7420  |
| F                  | 4110  | 4650  | 7410  | 4590   | 5260  | 7730  |
| G                  | 4210  | 4780  | 7630  | 4710   | 5400  | 8030  |
| H                  | 4310  | 4900  | 7860  | 4830   | 5550  | 8340  |
| I                  | 4410  | 5030  | 8090  | 4950   | 5690  | 8640  |
| J                  | 4520  | 5160  | 8320  | 5070   | 5830  | 8950  |
| K                  | 4620  | 5280  | 8550  | 5190   | 5980  | 9260  |
| L                  | 4720  | 5410  | 8770  | 5310   | 6120  | 9560  |
| M                  | 4820  | 5530  | 9000  | 5430   | 6270  | 9870  |
| N                  | 4920  | 5660  | 9230  | 5550   | 6410  | 10170   |
| O                  | 5030  | 5790  | 9460  | 5670   | 6550  | 10480   |
| P                  | 5130  | 5910  | 9690  | 5790   | 6700  | 10790   |
| Q                  | 5230  | 6040  | 9910  | 5910   | 6840  | 11090   |
| R                  | 5330  | 6160  | 10140   | 6030   | 6990  | 11400   |
| DIMENSIONS:        |   |   |   |  |   |   |
| Outside Height     | 29  | 41  | 37  | 36.5   | 42  | 37  |
| Outside Width      | 32.5  | 29  | 73  | 29.5   | 29.5  | 73  |
| Outside Depth      | 34.5  | 37  | 37  | 36   | 39  | 37  |
| Inside Height      | 10  | 20  | 16.5  | 16.5   | 20  | 16  |
| Inside Width       | 22  | 22  | 65  | 21   | 21.5  | 65  |
| Inside Depth       | 23.5  | 23  | 22  | 22   | 22  | 22  |
| Seat Height        | 20  | 20.5  | 20  | 20   | 22  | 21  |
| Arm Height         | 25  | 25  | 25  | 25   | 25.5  | 25  |
| RECLINERS:         |   |   |   |  |   |   |
| Wall Clearance     |   | 26  |   |  | 17  |   |
| Footrest           |   | 13.5  |   |  | 11  |   |
| Fully Reclined     |   | 68  |   |  | 66.5  |   |
| COM YDG (54"Plain) | 6.5   | 8   | 13  | 7  | 9.5   | 20  |
| CARTON WEIGHT      | 80  | 120   | 150   | 8  | 120   | 150   |
| STANDARD TRIM      | #9 Nailhead   | Welt  | #9 Nailhead   | #9 Nailhead  | #9 Nailhead   | Welt  |
| OPTIONAL TRIM      |   |   |   |  |   |   |
| STD SEAT CUSHION   | Spring Poly   | Spring Poly   | Spring Poly   | Spring Poly  | Spring Poly   | Spring Poly   |
| STD BACK CUSHION   | Poly Fiber  | Poly Fiber  | Premium Fiber   | Premium Fiber  | Premium Fiber   | Premium Fiber   |
| STD D RINGS/SNAPS  |   |   |   |  |   |   |
| STANDARD FINISH    | Must Specify  | Must specify  | Must Specify  | Must specify   | Must specify  | Must specify  |
| STD LEGS/FEET      |   | Tapered   |   |  |   |   |
| WOOD SPECIES       | Maple   | Maple   | Maple   | Maple  | Maple   | Maple   |
| STANDARD BASE      | Wood Swivel   |   |   |  |   |   |
| STD MECHANISM      |   | Push Back   |   |  | Push Back   |   |
| OPT MECHANISM      |   | Motor - \$675   |   |  | Motor - \$675   |   |
| SPECIAL NOTES      |   |   |   |  |   |   |


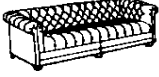










|                     |  |  |  |  |  | NO IMAGE AVAILABLE |
|---------------------|---|---|---|--|---|--------------------|
| STYLE NUMBER:       | 1642-SW   | 1650  | 1652  | 1652-SW  | 1677  | 1680L              |
| STYLE NAME:         | Como  | Soho  | Soho  | Soho   | Fripp Isle  | Fergie             |
| DESCRIPTION:        | Swivel Chair  | Sofa  | Chair   | Swivel Chair   | Recliner  | Sofa w/ Wooden Leg |
| LEATHER GRADE:      |   |   |   |  |   |                    |
| 1                   | 4830  | 7310  | 3840  | 4140   | 5460  | 8330               |
| 2                   | 5130  | 7760  | 4070  | 4370   | 5790  | 8900               |
| 3                   | 5430  | 8210  | 4290  | 4590   | 6120  | 9470               |
| 4                   | 5730  | 8660  | 4520  | 4820   | 6450  | 10040              |
| 5                   | 6030  | 9110  | 4740  | 5040   | 6780  | 10610              |
| 6                   | 6330  | 9560  | 4970  | 5270   | 7110  | 11180              |
| 7                   | 6630  | 10010   | 5190  | 5490   | 7440  | 11750              |
| 8                   | 6930  | 10460   | 5420  | 5720   | 7770  | 12320              |
| 9                   | 7230  | 10910   | 5640  | 5940   | 8100  | 12890              |
| 10                  | 7530  | 11360   | 5870  | 6170   | 8430  | 13460              |
| COM                 | 3630  | 5460  | 2850  | 3090   | 4140  | 5940               |
| FABRIC:             |   |   |   |  |   |                    |
| A                   | 3900  | 5910  | 3100  | 3400   | 4470  | 6390               |
| B                   | 3980  | 6020  | 3150  | 3450   | 4550  | 6530               |
| C                   | 4060  | 6140  | 3200  | 3500   | 4640  | 6660               |
| D                   | 4220  | 6360  | 3300  | 3600   | 4800  | 6930               |
| E                   | 4380  | 6590  | 3410  | 3710   | 4970  | 7200               |
| F                   | 4540  | 6820  | 3510  | 3810   | 5140  | 7470               |
| G                   | 4710  | 7050  | 3610  | 3910   | 5310  | 7740               |
| H                   | 4870  | 7280  | 3710  | 4010   | 5480  | 8010               |
| I                   | 5030  | 7500  | 3810  | 4110   | 5640  | 8280               |
| J                   | 5190  | 7730  | 3920  | 4220   | 5810  | 8550               |
| K                   | 5350  | 7960  | 4020  | 4320   | 5980  | 8820               |
| L                   | 5520  | 8190  | 4120  | 4420   | 6150  | 9090               |
| M                   | 5680  | 8420  | 4220  | 4520   | 6320  | 9360               |
| N                   | 5840  | 8640  | 4320  | 4620   | 6480  | 9630               |
| O                   | 6000  | 8870  | 4430  | 4730   | 6650  | 9900               |
| P                   | 6160  | 9100  | 4530  | 4830   | 6820  | 10170              |
| Q                   | 6330  | 9330  | 4630  | 4930   | 6990  | 10440              |
| R                   | 6490  | 9560  | 4730  | 5030   | 7160  | 10710              |
| DIMENSIONS:         |   |   |   |  |   |                    |
| Outside Height      | 37  | 36  | 35  | 34.5   | 42  | 34                 |
| Outside Width       | 30  | 74.5  | 31  | 30.5   | 32.5  | 87                 |
| Outside Depth       | 37  | 34.5  | 34.5  | 35   | 38  | 38                 |
| Inside Height       | 17  | 19.5  | 17  | 17   | 21  | 14                 |
| Inside Width        | 21  | 65  | 21  | 21   | 21.5  | 78                 |
| Inside Depth        | 22  | 22.5  | 22  | 22   | 20.5  | 21                 |
| Seat Height         | 20.5  | 18  | 18  | 18.5   | 20.5  | 20                 |
| Arm Height          | 24.5  | 23  | 23  | 23   | 24.5  | 29.5               |
| RECLINERS:          |   |   |   |  |   |                    |
| Wall Clearance      |   |   |   |  | 17  |                    |
| Footrest            |   |   |   |  | 16  |                    |
| Fully Reclined      |   |   |   |  | 67  |                    |
| COM YDG (54" Plain) | 10  | 13  | 6   | 6  | 10  | 14.5               |
| CARTON WEIGHT       |   | 180   | 85  | 90   | 120   | 200                |
| STANDARD TRIM       | Welt  | Square Nails  | Square Nails  | Square Nails   | Welt  | Double Needle      |
| OPTIONAL TRIM       |   |   |   |  |   | Nailhead - \$330   |
| STD SEAT CUSHION    | Spring Poly   | Poly Fiber  | Poly Fiber  | Poly Fiber   | Spring Poly   | Poly on Poly       |
| STD BACK CUSHION    | Premium Fiber   | Premium Fiber   | Premium Fiber   | Premium Fiber  | Poly Fiber  | Premium Fiber      |
| STD D RINGS/SNAPS   |   |   |   |  |   |                    |
| STANDARD FINISH     | N/A   | Must specify  | Must specify  | N/A  | Must Specify  | Must specify       |
| STD LEGS/FEET       |   |   |   |  |   | Tapered Leg        |
| WOOD SPECIES        |   | Maple   | Maple   | N/A  | Maple   | Maple              |
| STANDARD BASE       | Swivel  |   |   |  |   |                    |
| STD MECHANISM       |   |   |   | Swivel   | Push Back   |                    |
| OPT MECHANISM       |   |   |   |  | Motor - \$675   |                    |
| SPECIAL NOTES       |   |   |   |  |   |                    |







|                    |   |   |   |  |   |   |
|--------------------|---|---|---|--|---|---|
|                    |  |  |  |  |  |  |
| STYLE NUMBER:      | 1690-ML   | 1712  | 1757  | 1767   | 1800  | 1802  |
| STYLE NAME:        | Tivoli  | Astral  | Cary  | Norfolk  | Springhouse   | Springhouse   |
| DESCRIPTION:       | Sofa (w/ Metal Leg)   | Chair   | Recliner  | Recliner   | Sofa  | Chair   |
| LEATHER GRADE:     |   |   |   |  |   |   |
| 1                  | 9740  | 3500  | 5720  | 6290   | 9020  | 5130  |
| 2                  | 10290   | 3690  | 6050  | 6630   | 9570  | 5400  |
| 3                  | 10850   | 3890  | 6380  | 6980   | 10130   | 5670  |
| 4                  | 11400   | 4080  | 6710  | 7320   | 10680   | 5940  |
| 5                  | 11960   | 4280  | 7040  | 7670   | 11240   | 6210  |
| 6                  | 12510   | 4470  | 7370  | 8010   | 11790   | 6480  |
| 7                  | 13070   | 4670  | 7700  | 8360   | 12350   | 6750  |
| 8                  | 13620   | 4860  | 8030  | 8700   | 12900   | 7020  |
| 9                  | 14180   | 5060  | 8360  | 9050   | 13460   | 7290  |
| 10                 | 14730   | 5250  | 8690  | 9390   | 14010   | 7560  |
| COM                | 7350  | 2600  | 4280  | 4710   | 6720  | 3890  |
| FABRIC:            |   |   |   |  |   |   |
| A                  | 7970  | 2840  | 4660  | 5130   | 7240  | 4240  |
| B                  | 8110  | 2880  | 4740  | 5210   | 7380  | 4310  |
| C                  | 8260  | 2930  | 4810  | 5300   | 7510  | 4370  |
| D                  | 8550  | 3020  | 4970  | 5460   | 7790  | 4500  |
| E                  | 8850  | 3110  | 5130  | 5630   | 8070  | 4640  |
| F                  | 9140  | 3200  | 5280  | 5800   | 8340  | 4770  |
| G                  | 9440  | 3290  | 5440  | 5970   | 8620  | 4900  |
| H                  | 9730  | 3380  | 5590  | 6140   | 8890  | 5030  |
| I                  | 10020   | 3470  | 5750  | 6300   | 9170  | 5160  |
| J                  | 10320   | 3560  | 5910  | 6470   | 9450  | 5300  |
| K                  | 10610   | 3650  | 6060  | 6640   | 9720  | 5430  |
| L                  | 10910   | 3740  | 6220  | 6810   | 10000   | 5560  |
| M                  | 11200   | 3830  | 6370  | 6980   | 10270   | 5690  |
| N                  | 11490   | 3920  | 6530  | 7140   | 10550   | 5820  |
| O                  | 11790   | 4010  | 6690  | 7310   | 10830   | 5960  |
| P                  | 12080   | 4100  | 6840  | 7480   | 11100   | 6090  |
| Q                  | 12380   | 4190  | 7000  | 7650   | 11380   | 6220  |
| R                  | 12670   | 4280  | 7150  | 7820   | 11650   | 6350  |
| DIMENSIONS:        |   |   |   |  |   |   |
| Outside Height     | 33  | 35.5  | 44.5  | 44   | 33.5  | 33.5  |
| Outside Width      | 87  | 31  | 35.5  | 32.5   | 84.5  | 37.5  |
| Outside Depth      | 38.5  | 31  | 36  | 37   | 39  | 39  |
| Inside Height      | 13.5  | 16  | 23  | 22.5   | 13.5  | 13.5  |
| Inside Width       | 77  | 22.5  | 22  | 23   | 69  | 22  |
| Inside Depth       | 22.5  | 21.5  | 23  | 19   | 23  | 23  |
| Seat Height        | 19.5  | 18.5  | 20.5  | 21   | 19  | 19  |
| Arm Height         | 24.5  | 21  | 25  | 25   | 23  | 23  |
| RECLINERS:         |   |   |   |  |   |   |
| Wall Clearance     |   |   | 24  | 24   |   |   |
| Footrest           |   |   |   |  |   |   |
| Fully Reclined     |   |   | 67  | 66   |   |   |
| COM YDG (54"Plain) | 17  | 6   | 9.5   | 10   | 15  | 7.5   |
| CARTON WEIGHT      | 175   | 75  | 130   | 135  | 200   | 80  |
| STANDARD TRIM      | Welt  | Welt  | Top Stitched  | #9 Nailhead  | #9 Nailhead   | #9 Nailhead   |
| OPTIONAL TRIM      |   |   |   |  |   |   |
| STD SEAT CUSHION   | Blend Down  | Poly Fiber  | Poly on Poly  | Poly on Poly   | Spring Poly   | Spring Poly   |
| STD BACK CUSHION   | Premium Fiber   | Poly Fiber  | Premium Fiber   | Premium Fiber  | Premium Fiber   | Premium Fiber   |
| STD D RINGS/SNAPS  |   |   |   |  |   |   |
| STANDARD FINISH    | N/A   | N/A   | Must specify  | Must specify   | Must Specify  | Must Specify  |
| STD LEGS/FEET      | Metal   |   |   |  |   |   |
| WOOD SPECIES       | N/A   | N/A   | Maple   | Maple  | Maple   | Maple   |
| STANDARD BASE      |   | Metal Swivel Disc   |   |  |   |   |
| STD MECHANISM      |   |   | Push Back   | Push Back  |   |   |
| OPT MECHANISM      | Antique Brass   |   | Motor - \$675   | Motor - \$675  |   |   |
| SPECIAL NOTES      | Finish  |   |   |  |   |   |







|                    |                    |   |   |  |   |   |
|--------------------|--------------------|---|---|--|---|---|
|                    | NO IMAGE AVAILABLE |  |  |  |  |  |
| STYLE NUMBER:      | 1803               | 1822  | 1844  | 1870   | 1872-SW   | 1960  |
| STYLE NAME:        | Springhouse        | Adair   | Burbank   | Jennings   | James   | Livingston  |
| DESCRIPTION:       | Ottoman            | Wing Chair  | Bench   | Sofa   | Swivel Chair  | Sofa  |
| LEATHER GRADE:     |                    |   |   |  |   |   |
| 1                  | 2300               | 4190  | 3620  | 9480   | 5640  | 8240  |
| 2                  | 2400               | 4410  | 3780  | 10190  | 5900  | 8810  |
| 3                  | 2510               | 4640  | 3950  | 10890  | 6150  | 9380  |
| 4                  | 2610               | 4860  | 4110  | 11600  | 6410  | 9950  |
| 5                  | 2720               | 5090  | 4280  | 12300  | 6660  | 10520   |
| 6                  | 2820               | 5310  | 4440  | 13010  | 6920  | 11090   |
| 7                  | 2930               | 5540  | 4610  | 13710  | 7170  | 11660   |
| 8                  | 3030               | 5760  | 4770  | 14420  | 7430  | 12230   |
| 9                  | 3140               | 5990  | 4940  | 15120  | 7680  | 12800   |
| 10                 | 3240               | 6210  | 5100  | 15830  | 7940  | 13370   |
| COM                | 1610               | 3120  | 2690  | 6860   | 4430  | 5880  |
| FABRIC:            |                    |   |   |  |   |   |
| A                  | 1960               | 3420  | 3090  | 7140   | 4850  | 6330  |
| B                  | 1980               | 3470  | 3130  | 7320   | 4920  | 6450  |
| C                  | 2000               | 3520  | 3170  | 7500   | 4990  | 6580  |
| D                  | 2040               | 3620  | 3240  | 7860   | 5130  | 6830  |
| E                  | 2090               | 3720  | 3320  | 8220   | 5280  | 7080  |
| F                  | 2130               | 3820  | 3400  | 8580   | 5420  | 7330  |
| G                  | 2170               | 3930  | 3480  | 8940   | 5570  | 7590  |
| H                  | 2210               | 4030  | 3560  | 9300   | 5710  | 7840  |
| I                  | 2250               | 4130  | 3630  | 9660   | 5850  | 8090  |
| J                  | 2300               | 4230  | 3710  | 10020  | 6000  | 8340  |
| K                  | 2340               | 4330  | 3790  | 10380  | 6140  | 8590  |
| L                  | 2380               | 4440  | 3870  | 10740  | 6290  | 8850  |
| M                  | 2420               | 4540  | 3950  | 11100  | 6430  | 9100  |
| N                  | 2460               | 4640  | 4020  | 11460  | 6570  | 9350  |
| O                  | 2510               | 4740  | 4100  | 11820  | 6720  | 9600  |
| P                  | 2550               | 4840  | 4180  | 12180  | 6860  | 9850  |
| Q                  | 2590               | 4950  | 4260  | 12540  | 7010  | 10110   |
| R                  | 2630               | 5050  | 4340  | 12900  | 7150  | 10360   |
| DIMENSIONS:        |                    |   |   |  |   |   |
| Outside Height     | 18                 | 42  | 21  | 41   | 36  | 37  |
| Outside Width      | 27.5               | 29  | 52.5  | 83   | 30  | 81  |
| Outside Depth      | 21                 | 35  | 32  | 40.5   | 36.5  | 39  |
| Inside Height      |                    | 18  |   | 20.5   | 13.5  | 16  |
| Inside Width       |                    | 23  |   | 71.5   | 23  | 66  |
| Inside Depth       |                    | 20  |   | 28   | 21  | 23  |
| Seat Height        |                    | 22  |   | 21   | 22.5  | 20  |
| Arm Height         |                    | 26  |   | 24   | 27.5  | 27  |
| RECLINERS:         |                    |   |   |  |   |   |
| Wall Clearance     |                    |   |   |  |   |   |
| Footrest           |                    |   |   |  |   |   |
| Fully Reclined     |                    |   |   |  |   |   |
| COM YDG (54"Plain) | 2.75               | 6   | 6   | 22   | 8   | 18.5  |
| CARTON WEIGHT      | 30                 | 70  | 50  | 200  | 85  | 175   |
| STANDARD TRIM      | #9 Nailhead        | Welt  | Welt  | Welt   | #9 Nailhead   | #9 Nailhead   |
| OPTIONAL TRIM      |                    |   |   |  |   | Welt - \$330  |
| STD SEAT CUSHION   | Poly Fiber         | Blend Down  | Poly Fiber  | Blend Down   | Blend Down  | Poly Fiber  |
| STD BACK CUSHION   |                    | Poly  |   | Blend Down   | Blend Down  | Premium Fiber   |
| STD D RINGS/SNAPS  |                    |   |   |  |   |   |
| STANDARD FINISH    | Must Specify       | Must specify  | Must specify  | Must Specify   | Must Specify  | Must specify  |
| STD LEGS/FEET      |                    |   |   |  |   | Tapered   |
| WOOD SPECIES       | Maple              | Beech   | Maple   | Maple  |   | Maple   |
| STANDARD BASE      |                    |   |   |  |   |   |
| STD MECHANISM      |                    | Inside Depth w/o pillow:  |   |  |   |   |
| OPT MECHANISM      |                    | 26";  |   |  |   |   |
| SPECIAL NOTES      |                    | Std w/ 16" pillow   |   |  |   |   |

|                     |  | NO IMAGE AVAILABLE | NO IMAGE AVAILABLE |  |  |  |
|---------------------|---|--------------------|--------------------|--|---|---|
| STYLE NUMBER:       | 1962  | 1963               | 1965               | 2012   | 2057SGM   | 2070-67-38  |
| STYLE NAME:         | Livingston  | Livingston         | Livingston         | Conrad   | Mathis  | Churchill   |
| DESCRIPTION:        | Chair   | Ottoman            | Loveseat           | Chair  | Swivel Glider Recliner w/Motor  | Short Sofa (Tufted Seat, Tufted Back)   |
| LEATHER GRADE:      |   |                    |                    |  |   |   |
| 1                   | 4310  | 1650               | 6650               | 3200   | 6150  | 6530  |
| 2                   | 4610  | 1760               | 7140               | 3360   | 6500  | 6930  |
| 3                   | 4910  | 1860               | 7640               | 3530   | 6840  | 7340  |
| 4                   | 5210  | 1970               | 8130               | 3690   | 7190  | 7740  |
| 5                   | 5510  | 2070               | 8630               | 3860   | 7530  | 8150  |
| 6                   | 5810  | 2180               | 9120               | 4020   | 7880  | 8550  |
| 7                   | 6110  | 2280               | 9620               | 4190   | 8220  | 8960  |
| 8                   | 6410  | 2390               | 10110              | 4350   | 8570  | 9360  |
| 9                   | 6710  | 2490               | 10610              | 4520   | 8910  | 9770  |
| 10                  | 7010  | 2600               | 11100              | 4680   | 9260  | 10170   |
| COM                 | 3090  | 1220               | 4680               | 2480   | 4670  | 4770  |
| FABRIC:             |   |                    |                    |  |   |   |
| A                   | 3340  | 1300               | 5010               | 2740   | 5040  | 5130  |
| B                   | 3410  | 1330               | 5120               | 2780   | 5130  | 5240  |
| C                   | 3470  | 1350               | 5220               | 2820   | 5220  | 5340  |
| D                   | 3600  | 1400               | 5430               | 2900   | 5400  | 5550  |
| E                   | 3740  | 1450               | 5640               | 2980   | 5580  | 5760  |
| F                   | 3870  | 1500               | 5850               | 3060   | 5760  | 5970  |
| G                   | 4000  | 1540               | 6060               | 3130   | 5940  | 6180  |
| H                   | 4130  | 1590               | 6270               | 3210   | 6120  | 6390  |
| I                   | 4260  | 1640               | 6480               | 3290   | 6300  | 6600  |
| J                   | 4400  | 1690               | 6690               | 3370   | 6480  | 6810  |
| K                   | 4530  | 1740               | 6900               | 3450   | 6660  | 7020  |
| L                   | 4660  | 1780               | 7110               | 3520   | 6840  | 7230  |
| M                   | 4790  | 1830               | 7320               | 3600   | 7020  | 7440  |
| N                   | 4920  | 1880               | 7530               | 3680   | 7200  | 7650  |
| O                   | 5060  | 1930               | 7740               | 3760   | 7380  | 7860  |
| P                   | 5190  | 1980               | 7950               | 3840   | 7560  | 8070  |
| Q                   | 5320  | 2020               | 8160               | 3910   | 7740  | 8280  |
| R                   | 5450  | 2070               | 8370               | 3990   | 7920  | 8490  |
| DIMENSIONS:         |   |                    |                    |  |   |   |
| Outside Height      | 37  | 17                 | 37                 | 36   | 43  | 29  |
| Outside Width       | 38  | 27                 | 59                 | 34   | 37.5  | 67  |
| Outside Depth       | 39  | 21                 | 39                 | 33   | 38  | 36  |
| Inside Height       | 16  |                    | 16                 | 15   | 23  | 14  |
| Inside Width        | 22  |                    | 44                 | 21   | 24  | 52  |
| Inside Depth        | 23  |                    | 23                 | 21   | 20  | 22  |
| Seat Height         | 20  |                    | 20                 | 20   | 20  | 18  |
| Arm Height          | 27  |                    | 27                 | 25   | 24  | 27  |
| RECLINERS:          |   |                    |                    |  |   |   |
| Wall Clearance      |   |                    |                    |  | 16"   |   |
| Footrest            |   |                    |                    |  | 14"   |   |
| Fully Reclined      |   |                    |                    |  | 67.5"   |   |
| COM YDG (54" Plain) | 10  | 3                  | 13                 | 4  | 11  | 11  |
| CARTON WEIGHT       | 75  | 30                 | 145                | 50   | 190   | 140   |
| STANDARD TRIM       | #9 Nailhead   | #9 Nailhead        | #9 Nailhead        | #9 Nailhead  | #9 Nailhead   | #9 Nailhead   |
| OPTIONAL TRIM       | Welt - \$240  | Welt - \$180       | Welt - \$300       | Welt - \$240   | Welt - \$240  | Welt - \$330  |
| STD SEAT CUSHION    | Poly Fiber  | Poly Fiber         | Poly Fiber         | Spring Poly  | Spring Poly   | Poly Fiber  |
| STD BACK CUSHION    | Premium Fiber   |                    | Premium Fiber      | Poly   | Premium Fiber   | Poly  |
| STD D RINGS/SNAPS   |   |                    |                    |  |   |   |
| STANDARD FINISH     | Must specify  | Must specify       | Must specify       | Must specify   | N/A   | Must specify  |
| STD LEGS/FEET       | Tapered   | Tapered            | Tapered            |  | N/A   | Bunn  |
| WOOD SPECIES        | Maple   | Maple              | Maple              | Maple  | N/A   | Maple   |
| STANDARD BASE       |   |                    |                    |  |   | Opt. Casters  |
| STD MECHANISM       |   |                    |                    |  | Motor   |   |
| OPT MECHANISM       |   |                    |                    |  |   |   |
| SPECIAL NOTES       |   |                    |                    |  |   |   |







|                    | NO IMAGE AVAILABLE   |  |  |  | NO IMAGE AVAILABLE   |  |
|--------------------|----------------------|---|---|--|----------------------|---|
| STYLE NUMBER:      | 2070-68S             | 2070-76-38  | 2070-88-38  | 2072-38  | 2120-68S             | 2120/80-18  |
| STYLE NAME:        | Churchill            | Churchill   | Churchill   | Churchill  | Wakefield            | Wakefield   |
| DESCRIPTION:       | Sleeper Sofa (Queen) | Sofa (Tufted Seat, Tufted Back)   | Sofa (Tufted Seat, Tufted Back)   | Lounge Chair   | Sleeper Sofa (Queen) | Sofa (2 Loose Cush, Tufted Back)  |
| LEATHER GRADE:     |                      |   |   |  |                      |   |
| 1                  | 9590                 | 7650  | 8160  | 4680   | 11630                | 8990  |
| 2                  | 10110                | 8100  | 8670  | 4940   | 12240                | 9510  |
| 3                  | 10640                | 8550  | 9180  | 5190   | 12860                | 10040   |
| 4                  | 11160                | 9000  | 9690  | 5450   | 13470                | 10560   |
| 5                  | 11690                | 9450  | 10200   | 5700   | 14090                | 11090   |
| 6                  | 12210                | 9900  | 10710   | 5960   | 14700                | 11610   |
| 7                  | 12740                | 10350   | 11220   | 6210   | 15320                | 12140   |
| 8                  | 13260                | 10800   | 11730   | 6470   | 15930                | 12660   |
| 9                  | 13790                | 11250   | 12240   | 6720   | 16550                | 13190   |
| 10                 | 14310                | 11700   | 12750   | 6980   | 17160                | 13710   |
| COM                | 7200                 | 5670  | 6000  | 3500   | 8700                 | 6680  |
| FABRIC:            |                      |   |   |  |                      |   |
| A                  | 7920                 | 6180  | 6510  | 3810   | 9510                 | 7200  |
| B                  | 8040                 | 6290  | 6630  | 3870   | 9660                 | 7340  |
| C                  | 8160                 | 6390  | 6750  | 3930   | 9810                 | 7470  |
| D                  | 8400                 | 6600  | 6990  | 4050   | 10110                | 7740  |
| E                  | 8640                 | 6810  | 7230  | 4170   | 10410                | 8010  |
| F                  | 8880                 | 7020  | 7470  | 4290   | 10710                | 8280  |
| G                  | 9120                 | 7230  | 7710  | 4410   | 11010                | 8550  |
| H                  | 9360                 | 7440  | 7950  | 4530   | 11310                | 8820  |
| I                  | 9600                 | 7650  | 8190  | 4650   | 11610                | 9090  |
| J                  | 9840                 | 7860  | 8430  | 4770   | 11910                | 9360  |
| K                  | 10080                | 8070  | 8670  | 4890   | 12210                | 9630  |
| L                  | 10320                | 8280  | 8910  | 5010   | 12510                | 9900  |
| M                  | 10560                | 8490  | 9150  | 5130   | 12810                | 10170   |
| N                  | 10800                | 8700  | 9390  | 5250   | 13110                | 10440   |
| O                  | 11040                | 8910  | 9630  | 5370   | 13410                | 10710   |
| P                  | 11280                | 9120  | 9870  | 5490   | 13710                | 10980   |
| Q                  | 11520                | 9330  | 10110   | 5610   | 14010                | 11250   |
| R                  | 11760                | 9540  | 10350   | 5730   | 14310                | 11520   |
| DIMENSIONS:        |                      |   |   |  |                      |   |
| Outside Height     | 29                   | 29  | 29  | 29   | 31                   | 31  |
| Outside Width      | 87                   | 76  | 88  | 38   | 90                   | 78  |
| Outside Depth      | 36                   | 36  | 36  | 36   | 37                   | 37  |
| Inside Height      | 14                   | 14  | 14  | 14   | 14                   | 14  |
| Inside Width       | 68                   | 60  | 73  | 22   | 68                   | 53  |
| Inside Depth       | 22                   | 22  | 22  | 22   | 22                   | 22  |
| Seat Height        | 18                   | 18  | 18  | 18   | 20                   | 20  |
| Arm Height         | 27                   | 27  | 27  | 27   | 31                   | 31  |
| RECLINERS:         |                      |   |   |  |                      |   |
| Wall Clearance     |                      |   |   |  |                      |   |
| Footrest           |                      |   |   |  |                      |   |
| Fully Reclined     |                      |   |   |  |                      |   |
| COM YDG (54"Plain) | 13                   | 11.5  | 13  | 6.5  | 16.5                 | 14.5  |
| CARTON WEIGHT      | 265                  | 150   | 170   | 85   | 265                  | 145   |
| STANDARD TRIM      | #9 Nailhead          | #9 Nailhead   | #9 Nailhead   | #9 Nailhead  | Welt                 | Welt  |
| OPTIONAL TRIM      | Welt - \$330         | Welt - \$330  | Welt - \$330  | Welt - \$240   |                      | Nailhead - \$330  |
| STD SEAT CUSHION   | Poly Fiber           | Poly Fiber  | Poly Fiber  | Poly Fiber   | Blend Down           | Blend Down  |
| STD BACK CUSHION   | Poly                 | Poly  | Poly  | Poly   | Poly                 | Poly  |
| STD D RINGS/SNAPS  |                      |   |   |  |                      |   |
| STANDARD FINISH    | Must specify         | Must specify  | Must specify  | Must specify   | Must specify         | Must specify  |
| STD LEGS/FEET      | Bunn                 | Bunn  | Bunn  | Bunn   | Bunn                 | Bunn  |
| WOOD SPECIES       | Maple                | Maple   | Maple   | Maple  | Maple                | Maple   |
| STANDARD BASE      | Opt. Casters         | Opt. Casters  | Opt. Casters  | Opt. Casters   |                      |   |
| STD MECHANISM      | Leggett & Platt      |   |   |  | Leggett & Platt      |   |
| OPT MECHANISM      | Air Dream - \$690    |   |   |  | Air Dream - \$690    |   |
| SPECIAL NOTES      |                      |   |   |  |                      |   |





|                     |   |   |   |  |   |   |
|---------------------|---|---|---|--|---|---|
|                     |  |  |  |  |  |  |
| STYLE NUMBER:       | 2120/90-18  | 2125-18   | 2140/112-18   | 2142   | 2143  | 2150/90-18  |
| STYLE NAME:         | Wakefield   | Wakefield   | Stonefield  | Gillham  | Gillham   | Eastchester   |
| DESCRIPTION:        | Sofa (3 Loose Cushions, Tufted Back)  | Loveseat (Loose Cushion, Tufted Back)   | Sofa (Loose Cushion, Tufted Back)   | Chair  | Ottoman   | Sofa  |
| LEATHER GRADE:      |   |   |   |  |   |   |
| 1                   | 9810  | 7680  | 12110   | 4460   | 1490  | 10700   |
| 2                   | 10400   | 7940  | 12840   | 4830   | 1580  | 11310   |
| 3                   | 10980   | 8190  | 13580   | 5210   | 1670  | 11930   |
| 4                   | 11570   | 8450  | 14310   | 5580   | 1760  | 12540   |
| 5                   | 12150   | 8700  | 15050   | 5960   | 1850  | 13160   |
| 6                   | 12740   | 8960  | 15780   | 6330   | 1940  | 13770   |
| 7                   | 13320   | 9210  | 16520   | 6710   | 2030  | 14390   |
| 8                   | 13910   | 9470  | 17250   | 7080   | 2120  | 15000   |
| 9                   | 14490   | 9720  | 17990   | 7460   | 2210  | 15620   |
| 10                  | 15080   | 9980  | 18720   | 7830   | 2300  | 16230   |
| COM                 | 7200  | 5850  | 8990  | 3240   | 1080  | 8010  |
| FABRIC:             |   |   |   |  |   |   |
| A                   | 7890  | 6410  | 9760  | 3480   | 1180  | 8680  |
| B                   | 8030  | 6530  | 9930  | 3560   | 1210  | 8830  |
| C                   | 8160  | 6650  | 10090   | 3630   | 1230  | 8980  |
| D                   | 8430  | 6890  | 10430   | 3780   | 1280  | 9290  |
| E                   | 8700  | 7130  | 10770   | 3930   | 1330  | 9600  |
| F                   | 8970  | 7370  | 11100   | 4080   | 1380  | 9900  |
| G                   | 9240  | 7610  | 11440   | 4230   | 1420  | 10210   |
| H                   | 9510  | 7850  | 11770   | 4380   | 1470  | 10510   |
| I                   | 9780  | 8090  | 12110   | 4530   | 1520  | 10820   |
| J                   | 10050   | 8330  | 12450   | 4680   | 1570  | 11130   |
| K                   | 10320   | 8570  | 12780   | 4830   | 1620  | 11430   |
| L                   | 10590   | 8810  | 13120   | 4980   | 1660  | 11740   |
| M                   | 10860   | 9050  | 13450   | 5130   | 1710  | 12040   |
| N                   | 11130   | 9290  | 13790   | 5280   | 1760  | 12350   |
| O                   | 11400   | 9530  | 14130   | 5430   | 1810  | 12660   |
| P                   | 11670   | 9770  | 14460   | 5580   | 1860  | 12960   |
| Q                   | 11940   | 10010   | 14800   | 5730   | 1900  | 13270   |
| R                   | 12210   | 10250   | 15130   | 5880   | 1950  | 13570   |
| DIMENSIONS:         |   |   |   |  |   |   |
| Outside Height      | 31  | 31  | 31  | 39   | 16  | 31  |
| Outside Width       | 90  | 72  | 112   | 38   | 27  | 93  |
| Outside Depth       | 37  | 37  | 39  | 36   | 21  | 39.5  |
| Inside Height       | 14  | 14  | 10  | 19   |   | 10.5  |
| Inside Width        | 68  | 47  | 84  | 22   |   | 65  |
| Inside Depth        | 22  | 22  | 23.5  | 22   |   | 24  |
| Seat Height         | 20  | 20  | 21.5  | 21   |   | 20.5  |
| Arm Height          | 31  | 31  | 31  | 26   |   | 31  |
| RECLINERS:          |   |   |   |  |   |   |
| Wall Clearance      |   |   |   |  |   |   |
| Footrest            |   |   |   |  |   |   |
| Fully Reclined      |   |   |   |  |   |   |
| COM YDG (54" Plain) | 16  | 14  | 21  | 8.5  | 3   | 18  |
| CARTON WEIGHT       | 145   | 165   | 200   | 85   | 25  | 175   |
| STANDARD TRIM       | Welt  | Welt  | #9 Nailhead   | #9 Nailhead  | #9 Nailhead   | #9 Nailhead   |
| OPTIONAL TRIM       | Nailhead - \$330  | Nailhead - \$300  |   | Welt - \$240   | Welt - \$180  |   |
| STD SEAT CUSHION    | Blend Down  | Blend Down  | Blend Down  | Spring Poly  | Poly Dacron   | Blend Down  |
| STD BACK CUSHION    | Poly  | Poly  | Poly  | Poly Fiber   |   | Poly Fiber  |
| STD D RINGS/SNAPS   |   |   |   |  |   |   |
| STANDARD FINISH     | Must specify  | Must specify  | Must specify  | Must specify   | Must specify  | Must Specify  |
| STD LEGS/FEET       | Bunn  | Bunn  |   | Tapered  | Tapered   |   |
| WOOD SPECIES        | Maple   | Maple   | Maple   | Maple  | Maple   | Maple   |
| STANDARD BASE       |   |   |   |  |   |   |
| STD MECHANISM       |   |   |   |  |   |   |
| OPT MECHANISM       |   |   |   |  |   |   |
| SPECIAL NOTES       |   |   |   |  |   |   |




|                    |  |  |  |  |  |  |
|--------------------|---|---|---|--|---|---|
| STYLE NUMBER:      | 2208  | 2208L   | 2209  | 2322   | 2358-SW   | 2380  |
| STYLE NAME:        | Carlisle  | Carlisle  | Naomi   | Tinsley  | Holland   | Pearce  |
| DESCRIPTION:       | Barstool  | Counter Height Barstool   | Dining Chair  | Swivel Chair   | Swivel Barstool   | Sofa  |
| LEATHER GRADE:     |   |   |   |  |   |   |
| 1                  | 1980  | 1950  | 1760  | 4950   | 3000  | 7650  |
| 2                  | 2060  | 2030  | 1830  | 5220   | 3090  | 8150  |
| 3                  | 2130  | 2100  | 1910  | 5490   | 3180  | 8640  |
| 4                  | 2210  | 2180  | 1980  | 5760   | 3270  | 9140  |
| 5                  | 2280  | 2250  | 2060  | 6030   | 3360  | 9630  |
| 6                  | 2360  | 2330  | 2130  | 6300   | 3450  | 10130   |
| 7                  | 2430  | 2400  | 2210  | 6570   | 3540  | 10620   |
| 8                  | 2510  | 2480  | 2280  | 6840   | 3630  | 11120   |
| 9                  | 2580  | 2550  | 2360  | 7110   | 3720  | 11610   |
| 10                 | 2660  | 2630  | 2430  | 7380   | 3810  | 12110   |
| COM                | 1560  | 1530  | 1380  | 3740   | 2420  | 5690  |
| FABRIC:            |   |   |   |  |   |   |
| A                  | 1730  | 1700  | 1540  | 4080   | 2730  | 6120  |
| B                  | 1750  | 1720  | 1560  | 4150   | 2750  | 6240  |
| C                  | 1770  | 1740  | 1570  | 4220   | 2770  | 6360  |
| D                  | 1800  | 1770  | 1610  | 4350   | 2810  | 6600  |
| E                  | 1840  | 1810  | 1650  | 4490   | 2850  | 6840  |
| F                  | 1880  | 1850  | 1680  | 4630   | 2890  | 7080  |
| G                  | 1910  | 1880  | 1720  | 4770   | 2940  | 7320  |
| H                  | 1950  | 1920  | 1750  | 4910   | 2980  | 7560  |
| I                  | 1980  | 1950  | 1790  | 5040   | 3020  | 7800  |
| J                  | 2020  | 1990  | 1830  | 5180   | 3060  | 8040  |
| K                  | 2060  | 2030  | 1860  | 5320   | 3100  | 8280  |
| L                  | 2090  | 2060  | 1900  | 5460   | 3150  | 8520  |
| M                  | 2130  | 2100  | 1930  | 5600   | 3190  | 8760  |
| N                  | 2160  | 2130  | 1970  | 5730   | 3230  | 9000  |
| O                  | 2200  | 2170  | 2010  | 5870   | 3270  | 9240  |
| P                  | 2240  | 2210  | 2040  | 6010   | 3310  | 9480  |
| Q                  | 2270  | 2240  | 2080  | 6150   | 3360  | 9720  |
| R                  | 2310  | 2280  | 2110  | 6290   | 3400  | 9960  |
| DIMENSIONS:        |   |   |   |  |   |   |
| Outside Height     | 44  | 38  | 37  | 35   | 48  | 36  |
| Outside Width      | 20  | 20  | 20  | 36   | 24  | 76  |
| Outside Depth      | 24  | 24  | 27  | 37   | 26  | 38  |
| Inside Height      | 15  | 15  | 17  | 17   | 18  | 19  |
| Inside Width       | 20  | 20  | 20  | 21   | 19  | 61  |
| Inside Depth       | 19  | 19  | 19  | 23   | 19  | 23  |
| Seat Height        | 30  | 24  | 20  | 18   | 30  | 20  |
| Arm Height         |   |   |   | 23   | 32  | 26  |
| RECLINERS:         |   |   |   |  |   |   |
| Wall Clearance     |   |   |   |  |   |   |
| Footrest           |   |   |   |  |   |   |
| Fully Reclined     |   |   |   |  |   |   |
| COM YDG (54"Plain) | 2.5   | 2.5   | 2   | 7.5  | 2   | 14  |
| CARTON WEIGHT      | 45  | 45  | 35  | 90   | 60  | 175   |
| STANDARD TRIM      | Welt  | Welt  | #9 Nailhead   | #9 Nailhead  | #9 Nailhead   | Welt  |
| OPTIONAL TRIM      | Nailhead - \$240  | Nailhead - \$240  | Welt - \$240  | Welt - \$240   | Welt - \$240  | Nailhead - \$330  |
| STD SEAT CUSHION   | Poly Fiber  | Poly Fiber  | Poly Fiber  | Spring Poly  | Poly Fiber  | Blend Down  |
| STD BACK CUSHION   | Poly  | Poly  | Poly Fiber  | Poly Fiber   | Poly  | Poly Fiber  |
| STD D RINGS/SNAPS  |   |   |   |  |   |   |
| STANDARD FINISH    | Must specify  | Must specify  | Must specify  | N/A  | Must specify  | Must specify  |
| STD LEGS/FEET      |   |   |   | N/A  |   | Turned  |
| WOOD SPECIES       | Maple   | Maple   | Maple   | N/A  | Maple   | Maple   |
| STANDARD BASE      |   |   |   |  |   |   |
| STD MECHANISM      |   |   |   | Swivel   | 360° Swivel Only  |   |
| OPT MECHANISM      |   |   |   | Swivel Glider \$150  |   |   |
| SPECIAL NOTES      |   |   |   |  |   |   |





|                    |   |   |   |  |   |   |
|--------------------|---|---|---|--|---|---|
|                    |  |  |  |  |  |  |
| STYLE NUMBER:      | 2380-88   | 2382  | 2383  | 2388   | 2392  | 2393  |
| STYLE NAME:        | Pearce  | Pearce  | Pearce  | Porter   | Clive   | Clive   |
| DESCRIPTION:       | Sofa  | Chair   | Ottoman   | Accent Chair   | Chair   | Ottoman   |
| LEATHER GRADE:     |   |   |   |  |   |   |
| 1                  | 8550  | 4350  | 1730  | 2630   | 3930  | 1730  |
| 2                  | 9110  | 4620  | 1820  | 2730   | 4160  | 1820  |
| 3                  | 9660  | 4890  | 1910  | 2840   | 4380  | 1910  |
| 4                  | 10220   | 5160  | 2000  | 2940   | 4610  | 2000  |
| 5                  | 10770   | 5430  | 2090  | 3050   | 4830  | 2090  |
| 6                  | 11330   | 5700  | 2180  | 3150   | 5060  | 2180  |
| 7                  | 11880   | 5970  | 2270  | 3260   | 5280  | 2270  |
| 8                  | 12440   | 6240  | 2360  | 3360   | 5510  | 2360  |
| 9                  | 12990   | 6510  | 2450  | 3470   | 5730  | 2450  |
| 10                 | 13550   | 6780  | 2540  | 3570   | 5960  | 2540  |
| COM                | 6380  | 3260  | 1310  | 2070   | 2940  | 1310  |
| FABRIC:            |   |   |   |  |   |   |
| A                  | 6830  | 3540  | 1440  | 2320   | 3200  | 1440  |
| B                  | 6980  | 3600  | 1460  | 2340   | 3260  | 1460  |
| C                  | 7130  | 3660  | 1480  | 2360   | 3320  | 1480  |
| D                  | 7430  | 3780  | 1520  | 2400   | 3440  | 1520  |
| E                  | 7730  | 3900  | 1560  | 2450   | 3560  | 1560  |
| F                  | 8030  | 4020  | 1600  | 2490   | 3680  | 1600  |
| G                  | 8330  | 4140  | 1650  | 2530   | 3800  | 1650  |
| H                  | 8630  | 4260  | 1690  | 2570   | 3920  | 1690  |
| I                  | 8930  | 4380  | 1730  | 2610   | 4040  | 1730  |
| J                  | 9230  | 4500  | 1770  | 2660   | 4160  | 1770  |
| K                  | 9530  | 4620  | 1810  | 2700   | 4280  | 1810  |
| L                  | 9830  | 4740  | 1860  | 2740   | 4400  | 1860  |
| M                  | 10130   | 4860  | 1900  | 2780   | 4520  | 1900  |
| N                  | 10430   | 4980  | 1940  | 2820   | 4640  | 1940  |
| O                  | 10730   | 5100  | 1980  | 2870   | 4760  | 1980  |
| P                  | 11030   | 5220  | 2020  | 2910   | 4880  | 2020  |
| Q                  | 11330   | 5340  | 2070  | 2950   | 5000  | 2070  |
| R                  | 11630   | 5460  | 2110  | 2990   | 5120  | 2110  |
| DIMENSIONS:        |   |   |   |  |   |   |
| Outside Height     | 36  | 36  | 17  | 35   | 39  | 16  |
| Outside Width      | 88  | 36  | 27  | 25   | 28  | 24  |
| Outside Depth      | 38  | 38  | 23  | 28   | 35  | 21  |
| Inside Height      | 19  | 19  |   | 17   | 19  |   |
| Inside Width       | 73  | 21  |   | 19   | 21  |   |
| Inside Depth       | 23  | 23  |   | 19   | 21  |   |
| Seat Height        | 20  | 20  |   | 20   | 19  |   |
| Arm Height         | 26  | 26  |   | 27   | 25  |   |
| RECLINERS:         |   |   |   |  |   |   |
| Wall Clearance     |   |   |   |  |   |   |
| Footrest           |   |   |   |  |   |   |
| Fully Reclined     |   |   |   |  |   |   |
| COM YDG (54"Plain) | 16.5  | 7.5   | 2.5   | 3  | 6.5   | 3   |
| CARTON WEIGHT      | 175   | 85  | 25  | 65   | 65  | 25  |
| STANDARD TRIM      | Welt  | Welt  | Welt  | #9 Nailhead  | #9 Nailhead   | #9 Nailhead   |
| OPTIONAL TRIM      | Nailhead - \$330  | Nailhead - \$240  | Nailhead - \$180  |  | Welt - \$240  |   |
| STD SEAT CUSHION   | Blend Down  | Blend Down  | Poly Fiber  | Poly Fiber   | Poly Fiber  | Poly Fiber  |
| STD BACK CUSHION   | Poly Fiber  | Poly Fiber  |   | Poly   | Poly Fiber  |   |
| STD D RINGS/SNAPS  |   |   |   |  |   |   |
| STANDARD FINISH    | Must specify  | Must specify  | Must specify  | Must specify   | Must specify  | Must specify  |
| STD LEGS/FEET      | Turned  | Turned  | Turned  |  | Tapered   | Tapered   |
| WOOD SPECIES       | Maple   | Maple   | Maple   | Maple  | Maple   | Maple   |
| STANDARD BASE      |   |   |   |  |   |   |
| STD MECHANISM      |   |   |   |  |   |   |
| OPT MECHANISM      |   |   |   |  |   |   |
| SPECIAL NOTES      |   |   |   |  |   |   |








|                    |  |  |  |  |  |  |
|--------------------|---|---|---|--|---|---|
| STYLE NUMBER:      | 2398  | 2402  | 2403  | 2403-3   | 2407  | 2427  |
| STYLE NAME:        | Hunter  | Conner  | Conner  | Conner   | Conner  | Virgil  |
| DESCRIPTION:       | Accent Chair  | Lounge Chair  | Ottoman   | Ottoman (Tufted Top)   | Recliner  | Recliner  |
| LEATHER GRADE:     |   |   |   |  |   |   |
| 1                  | 2270  | 5210  | 2030  | 2090   | 6480  | 5550  |
| 2                  | 2390  | 5510  | 2130  | 2180   | 6830  | 5880  |
| 3                  | 2510  | 5810  | 2240  | 2270   | 7170  | 6210  |
| 4                  | 2630  | 6110  | 2340  | 2360   | 7520  | 6540  |
| 5                  | 2750  | 6410  | 2450  | 2450   | 7860  | 6870  |
| 6                  | 2870  | 6710  | 2550  | 2540   | 8210  | 7200  |
| 7                  | 2990  | 7010  | 2660  | 2630   | 8550  | 7530  |
| 8                  | 3110  | 7310  | 2760  | 2720   | 8900  | 7860  |
| 9                  | 3230  | 7610  | 2870  | 2810   | 9240  | 8190  |
| 10                 | 3350  | 7910  | 2970  | 2900   | 9590  | 8520  |
| COM                | 1710  | 3930  | 1530  | 1590   | 4950  | 4130  |
| FABRIC:            |   |   |   |  |   |   |
| A                  | 1910  | 4230  | 1720  | 1780   | 5590  | 4490  |
| B                  | 1930  | 4310  | 1740  | 1800   | 5680  | 4560  |
| C                  | 1960  | 4380  | 1760  | 1820   | 5760  | 4640  |
| D                  | 2010  | 4530  | 1800  | 1860   | 5930  | 4790  |
| E                  | 2070  | 4680  | 1850  | 1910   | 6100  | 4940  |
| F                  | 2120  | 4830  | 1890  | 1950   | 6270  | 5090  |
| G                  | 2180  | 4980  | 1930  | 1990   | 6430  | 5240  |
| H                  | 2230  | 5130  | 1970  | 2030   | 6600  | 5390  |
| I                  | 2280  | 5280  | 2010  | 2070   | 6770  | 5540  |
| J                  | 2340  | 5430  | 2060  | 2120   | 6940  | 5690  |
| K                  | 2390  | 5580  | 2100  | 2160   | 7110  | 5840  |
| L                  | 2450  | 5730  | 2140  | 2200   | 7270  | 5990  |
| M                  | 2500  | 5880  | 2180  | 2240   | 7440  | 6140  |
| N                  | 2550  | 6030  | 2220  | 2280   | 7610  | 6290  |
| O                  | 2610  | 6180  | 2270  | 2330   | 7780  | 6440  |
| P                  | 2660  | 6330  | 2310  | 2370   | 7950  | 6590  |
| Q                  | 2720  | 6480  | 2350  | 2410   | 8110  | 6740  |
| R                  | 2770  | 6630  | 2390  | 2450   | 8280  | 6890  |
| DIMENSIONS:        |   |   |   |  |   |   |
| Outside Height     | 35  | 40  | 16  | 16   | 41  | 40  |
| Outside Width      | 25  | 40  | 28  | 28   | 39  | 36  |
| Outside Depth      | 28  | 39  | 21  | 21   | 42  | 39  |
| Inside Height      | 17  | 22  |   |  | 20  | 19  |
| Inside Width       | 19  | 20  |   |  | 22  | 21  |
| Inside Depth       | 19  | 23  |   |  | 24  | 23  |
| Seat Height        | 20  | 19  |   |  | 21  | 21  |
| Arm Height         | 27  | 25  |   |  | 25  | 25  |
| RECLINERS:         |   |   |   |  |   |   |
| Wall Clearance     |   |   |   |  | 15"   | 20"   |
| Footrest           |   |   |   |  | 14"   | 9"  |
| Fully Reclined     |   |   |   |  |   | 66"   |
| COM YDG (54"Plain) | 3   | 8.5   | 3   | 2.5  | 9.5   | 9.5   |
| CARTON WEIGHT      | 40  | 100   | 30  | 30   | 135   | 100   |
| STANDARD TRIM      | Welt  | #9&#37 Nailhead   | #37 Nailhead  | #37 Nailhead   | #9&#37 Nailhead   | #9 Nailhead   |
| OPTIONAL TRIM      | Nailhead - \$240  | Welt - \$240  | Welt - \$180  | Welt - \$180   | Welt - \$240  | Welt - \$240  |
| STD SEAT CUSHION   | Poly Fiber  | Blend Down  | Poly Fiber  | Poly Fiber   | Blend Down  | Spring Poly   |
| STD BACK CUSHION   | Poly  | Poly Fiber  |   |  | Poly Fiber  | Poly Fiber  |
| STD D RINGS/SNAPS  |   |   |   |  |   |   |
| STANDARD FINISH    | Must specify  | Must specify  | Must specify  | Must specify   | Must specify  | Must specify  |
| STD LEGS/FEET      |   | Bunn  | Bunn  | Bunn   | Bunn  | Turned Bunn   |
| WOOD SPECIES       | Maple   | Maple   | Maple   | Maple  | Maple   | Maple   |
| STANDARD BASE      |   |   |   |  |   |   |
| STD MECHANISM      |   |   |   |  | Push Activated  | Push Back   |
| OPT MECHANISM      |   |   |   |  | Motor - \$675   | Motor - \$675   |
| SPECIAL NOTES      |   |   |   |  |   |   |






|                     |  |  |  |  | NO IMAGE AVAILABLE               | NO IMAGE AVAILABLE                      |
|---------------------|---|---|---|--|----------------------------------|---|
| STYLE NUMBER:       | 2442  | 2443  | 2447  | 2520/REC2  | 2520-1L/REC1 or -1R              | 2520L/REC1 or R                         |
| STYLE NAME:         | Asleigh   | Asleigh   | Asleigh   | Austin   | Austin                           | Austin                                  |
| DESCRIPTION:        | Chair   | Ottoman   | Recliner  | Two Arm Reclining Sofa   | Left or Right Arm Reclining Sofa | Left or Right Arm Reclining Corner Sofa |
| LEATHER GRADE:      |   |   |   |  |                                  |   |
| 1                   | 4310  | 1820  | 5520  | 11790  | 10890                            | 12320                                   |
| 2                   | 4560  | 1920  | 5840  | 12470  | 11480                            | 13010                                   |
| 3                   | 4820  | 2030  | 6150  | 13140  | 12060                            | 13700                                   |
| 4                   | 5070  | 2130  | 6470  | 13820  | 12650                            | 14390                                   |
| 5                   | 5330  | 2240  | 6780  | 14490  | 13230                            | 15080                                   |
| 6                   | 5580  | 2340  | 7100  | 15170  | 13820                            | 15770                                   |
| 7                   | 5840  | 2450  | 7410  | 15840  | 14400                            | 16460                                   |
| 8                   | 6090  | 2550  | 7730  | 16520  | 14990                            | 17150                                   |
| 9                   | 6350  | 2660  | 8040  | 17190  | 15570                            | 17840                                   |
| 10                  | 6600  | 2760  | 8360  | 17870  | 16160                            | 18530                                   |
| COM                 | 3230  | 1400  | 4190  | 8690   | 7790                             | 9210                                    |
| FABRIC:             |   |   |   |  |                                  |   |
| A                   | 3510  | 1540  | 4620  | 10070  | 9170                             | 10600                                   |
| B                   | 3570  | 1560  | 4690  | 10230  | 9330                             | 10750                                   |
| C                   | 3630  | 1580  | 4760  | 10380  | 9480                             | 10900                                   |
| D                   | 3750  | 1620  | 4890  | 10680  | 9780                             | 11210                                   |
| E                   | 3870  | 1670  | 5030  | 10990  | 10090                            | 11520                                   |
| F                   | 3990  | 1710  | 5170  | 11300  | 10400                            | 11820                                   |
| G                   | 4110  | 1750  | 5310  | 11600  | 10700                            | 12130                                   |
| H                   | 4230  | 1790  | 5450  | 11910  | 11010                            | 12430                                   |
| I                   | 4350  | 1830  | 5580  | 12210  | 11310                            | 12740                                   |
| J                   | 4470  | 1880  | 5720  | 12520  | 11620                            | 13050                                   |
| K                   | 4590  | 1920  | 5860  | 12830  | 11930                            | 13350                                   |
| L                   | 4710  | 1960  | 6000  | 13130  | 12230                            | 13660                                   |
| M                   | 4830  | 2000  | 6140  | 13440  | 12540                            | 13960                                   |
| N                   | 4950  | 2040  | 6270  | 13740  | 12840                            | 14270                                   |
| O                   | 5070  | 2090  | 6410  | 14050  | 13150                            | 14580                                   |
| P                   | 5190  | 2130  | 6550  | 14360  | 13460                            | 14880                                   |
| Q                   | 5310  | 2170  | 6690  | 14660  | 13760                            | 15190                                   |
| R                   | 5430  | 2210  | 6830  | 14970  | 14070                            | 15490                                   |
| DIMENSIONS:         |   |   |   |  |                                  |   |
| Outside Height      | 38  | 17  | 37  | 41   | 41                               | 41                                      |
| Outside Width       | 34  | 27  | 35  | 88.5   | 80                               | 92                                      |
| Outside Depth       | 37  | 21  | 37  | 35.5   | 35.5                             | 35.5                                    |
| Inside Height       | 19  |   | 18  | 19.5   | 19.5                             | 19.5                                    |
| Inside Width        | 22  |   | 22  | 71   | 71                               | 71                                      |
| Inside Depth        | 23  |   | 23  | 22   | 22                               | 22                                      |
| Seat Height         | 20  |   | 21  | 20.5   | 20.5                             | 20.5                                    |
| Arm Height          | 24  |   | 24  | 25   | 25                               | 25                                      |
| RECLINERS:          |   |   |   |  |                                  |   |
| Wall Clearance      |   |   | 15.5"   | 4  | 4                                | 4                                       |
| Footrest            |   |   |   |  |                                  |   |
| Fully Reclined      |   |   | 68.5"   |  |                                  |   |
| COM YDG (54" Plain) | 8.5   | 3   | 8.5   | 18.5   | 17.5                             | 20                                      |
| CARTON WEIGHT       | 80  | 30  | 105   | 250  | 175                              | 200                                     |
| STANDARD TRIM       | #54 Nailhead  | #54 Nailhead  | #54 Nailhead  | #9 Nailhead  | #9 Nailhead                      | #9 Nailhead                             |
| OPTIONAL TRIM       | Welt - \$240  | Welt - \$180  | Welt - \$240  |  |                                  |   |
| STD SEAT CUSHION    | Blend Down  | Poly Fiber  | Blend Down  | Blend Down   | Blend Down                       | Blend Down                              |
| STD BACK CUSHION    | Poly Fiber  |   | Poly Fiber  | Blend Down   | Blend Down                       | Blend Down                              |
| STD D RINGS/SNAPS   |   |   |   |  |                                  |   |
| STANDARD FINISH     | Must specify  | Must specify  | Must specify  | Must specify   | Must specify                     | Must specify                            |
| STD LEGS/FEET       |   |   |   | Bunn   | Bunn                             | Bunn                                    |
| WOOD SPECIES        | Maple   | Maple   | Maple   | Maple  | Maple                            | Maple                                   |
| STANDARD BASE       |   |   |   |  |                                  |   |
| STD MECHANISM       |   |   | Push Activated  | Motor  | Motor                            | Motor                                   |
| OPT MECHANISM       |   |   | Motor - \$675   |  |                                  |   |
| SPECIAL NOTES       |   |   |   |  |                                  |   |






|                    | NO IMAGE AVAILABLE | NO IMAGE AVAILABLE                   |  |  |  | NO IMAGE AVAILABLE |
|--------------------|--------------------|--------------------------------------|---|--|---|--------------------|
| STYLE NUMBER:      | 2522-35            | 2525-1L/REC1 or -1R                  | 2530  | 2532   | 2533  | 2535               |
| STYLE NAME:        | Austin             | Austin                               | Montana   | Montana  | Montana   | Montana            |
| DESCRIPTION:       | Corner Chair       | Left or Right Arm Reclining Loveseat | Sofa  | Chair  | Ottoman   | Loveseat           |
| LEATHER GRADE:     |                    |                                      |   |  |   |                    |
| 1                  | 5280               | 8750                                 | 9260  | 5090   | 1800  | 7440               |
| 2                  | 5660               | 9140                                 | 9890  | 5420   | 1910  | 7940               |
| 3                  | 6030               | 9530                                 | 10520   | 5750   | 2010  | 8430               |
| 4                  | 6410               | 9920                                 | 11150   | 6080   | 2120  | 8930               |
| 5                  | 6780               | 10310                                | 11780   | 6410   | 2220  | 9420               |
| 6                  | 7160               | 10700                                | 12410   | 6740   | 2330  | 9920               |
| 7                  | 7530               | 11090                                | 13040   | 7070   | 2430  | 10410              |
| 8                  | 7910               | 11480                                | 13670   | 7400   | 2540  | 10910              |
| 9                  | 8280               | 11870                                | 14300   | 7730   | 2640  | 11400              |
| 10                 | 8660               | 12260                                | 14930   | 8060   | 2750  | 11900              |
| COM                | 3840               | 6870                                 | 6830  | 3800   | 1370  | 5550               |
| FABRIC:            |                    |                                      |   |  |   |                    |
| A                  | 4080               | 7400                                 | 7290  | 4090   | 1500  | 5950               |
| B                  | 4170               | 7520                                 | 7460  | 4180   | 1520  | 6080               |
| C                  | 4260               | 7640                                 | 7620  | 4260   | 1550  | 6200               |
| D                  | 4440               | 7880                                 | 7950  | 4430   | 1590  | 6450               |
| E                  | 4620               | 8120                                 | 8280  | 4600   | 1640  | 6710               |
| F                  | 4800               | 8360                                 | 8610  | 4770   | 1690  | 6960               |
| G                  | 4980               | 8600                                 | 8940  | 4930   | 1740  | 7210               |
| H                  | 5160               | 8840                                 | 9270  | 5100   | 1790  | 7460               |
| I                  | 5340               | 9080                                 | 9600  | 5270   | 1830  | 7710               |
| J                  | 5520               | 9320                                 | 9930  | 5440   | 1880  | 7970               |
| K                  | 5700               | 9560                                 | 10260   | 5610   | 1930  | 8220               |
| L                  | 5880               | 9800                                 | 10590   | 5770   | 1980  | 8470               |
| M                  | 6060               | 10040                                | 10920   | 5940   | 2030  | 8720               |
| N                  | 6240               | 10280                                | 11250   | 6110   | 2070  | 8970               |
| O                  | 6420               | 10520                                | 11580   | 6280   | 2120  | 9230               |
| P                  | 6600               | 10760                                | 11910   | 6450   | 2170  | 9480               |
| Q                  | 6780               | 11000                                | 12240   | 6610   | 2220  | 9730               |
| R                  | 6960               | 11240                                | 12570   | 6780   | 2270  | 9980               |
| DIMENSIONS:        |                    |                                      |   |  |   |                    |
| Outside Height     | 41                 | 41                                   | 38  | 38   | 17.5  | 38                 |
| Outside Width      | 35.5               | 57                                   | 83  | 39   | 27  | 60                 |
| Outside Depth      | 35.5               | 35.5                                 | 37  | 37   | 22  | 37                 |
| Inside Height      | 19.5               | 19.5                                 | 17  | 17   |   | 17                 |
| Inside Width       | 22                 | 48                                   | 64  | 23   |   | 42                 |
| Inside Depth       | 22                 | 22                                   | 22  | 22   |   | 22                 |
| Seat Height        | 20.5               | 20.5                                 | 21  | 21   |   | 21                 |
| Arm Height         |                    | 25                                   | 26  | 26   |   | 26                 |
| RECLINERS:         |                    |                                      |   |  |   |                    |
| Wall Clearance     |                    | 4                                    |   |  |   |                    |
| Footrest           |                    |                                      |   |  |   |                    |
| Fully Reclined     |                    |                                      |   |  |   |                    |
| COM YDG (54"Plain) | 11.5               | 13.5                                 | 18.5  | 10   | 3   | 15                 |
| CARTON WEIGHT      | 105                | 135                                  | 200   | 100  | 30  | 165                |
| STANDARD TRIM      | #9 Nailhead        | #9 Nailhead                          | #54 Nailhead  | #54 Nailhead   | #54 Nailhead  | #54 Nailhead       |
| OPTIONAL TRIM      |                    |                                      | Welt - \$330  | Welt - \$240   | Welt - \$180  | Welt - \$300       |
| STD SEAT CUSHION   | Blend Down         | Blend Down                           | Spring Poly   | Spring Poly  | Poly Fiber  | Spring Poly        |
| STD BACK CUSHION   | Blend Down         | Blend Down                           | Premium Fiber   | Premium Fiber  |   | Premium Fiber      |
| STD D RINGS/SNAPS  |                    |                                      |   |  |   |                    |
| STANDARD FINISH    | Must specify       | Must specify                         | Must specify  | Must specify   | Must specify  | Must specify       |
| STD LEGS/FEET      | Bunn               | Bunn                                 | Square Bunn   | Square Bunn  | Square Bunn   | Square Bunn        |
| WOOD SPECIES       | Maple              | Maple                                | Maple   | Maple  | Maple   | Maple              |
| STANDARD BASE      |                    |                                      |   |  |   |                    |
| STD MECHANISM      |                    | Motor                                |   |  |   |                    |
| OPT MECHANISM      |                    |                                      |   |  |   |                    |
| SPECIAL NOTES      |                    |                                      |   |  |   |                    |

|                    |  |  |  | NO IMAGE AVAILABLE            |  | NO IMAGE AVAILABLE |
|--------------------|---|---|---|-------------------------------|---|--------------------|
| STYLE NUMBER:      | 2560  | 2560-1L or - 1R   | 2560-68S  | 2560L or R                    | 2562  | 2562-10            |
| STYLE NAME:        | Garland   | Garland   | Garland   | Garland                       | Garland   | Garland            |
| DESCRIPTION:       | Sofa  | Left or Right Arm Sofa  | Sleeper Sofa  | Left or Right Arm Corner Sofa | Chair   | Armless Chair      |
| LEATHER GRADE:     |   |   |   |                               |   |                    |
| 1                  | 10280   | 9320  | 11990   | 10800                         | 5400  | 3510               |
| 2                  | 10950   | 9900  | 12660   | 11540                         | 5730  | 3720               |
| 3                  | 11630   | 10490   | 13340   | 12270                         | 6060  | 3930               |
| 4                  | 12300   | 11070   | 14010   | 13010                         | 6390  | 4140               |
| 5                  | 12980   | 11660   | 14690   | 13740                         | 6720  | 4350               |
| 6                  | 13650   | 12240   | 15360   | 14480                         | 7050  | 4560               |
| 7                  | 14330   | 12830   | 16040   | 15210                         | 7380  | 4770               |
| 8                  | 15000   | 13410   | 16710   | 15950                         | 7710  | 4980               |
| 9                  | 15680   | 14000   | 17390   | 16680                         | 8040  | 5190               |
| 10                 | 16350   | 14580   | 18060   | 17420                         | 8370  | 5400               |
| COM                | 7610  | 6980  | 9140  | 8130                          | 4080  | 2700               |
| FABRIC:            |   |   |   |                               |   |                    |
| A                  | 8160  | 7500  | 9960  | 8680                          | 4370  | 2900               |
| B                  | 8330  | 7650  | 10130   | 8860                          | 4460  | 2960               |
| C                  | 8510  | 7800  | 10290   | 9040                          | 4550  | 3020               |
| D                  | 8850  | 8100  | 10620   | 9400                          | 4730  | 3140               |
| E                  | 9200  | 8400  | 10950   | 9760                          | 4910  | 3260               |
| F                  | 9550  | 8700  | 11280   | 10120                         | 5090  | 3380               |
| G                  | 9900  | 9000  | 11610   | 10480                         | 5270  | 3500               |
| H                  | 10250   | 9300  | 11940   | 10840                         | 5450  | 3620               |
| I                  | 10590   | 9600  | 12270   | 11200                         | 5630  | 3740               |
| J                  | 10940   | 9900  | 12600   | 11560                         | 5810  | 3860               |
| K                  | 11290   | 10200   | 12930   | 11920                         | 5990  | 3980               |
| L                  | 11640   | 10500   | 13260   | 12280                         | 6170  | 4100               |
| M                  | 11990   | 10800   | 13590   | 12640                         | 6350  | 4220               |
| N                  | 12330   | 11100   | 13920   | 13000                         | 6530  | 4340               |
| O                  | 12680   | 11400   | 14250   | 13360                         | 6710  | 4460               |
| P                  | 13030   | 11700   | 14580   | 13720                         | 6890  | 4580               |
| Q                  | 13380   | 12000   | 14910   | 14080                         | 7070  | 4700               |
| R                  | 13730   | 12300   | 15240   | 14440                         | 7250  | 4820               |
| DIMENSIONS:        |   |   |   |                               |   |                    |
| Outside Height     | 39  | 39  | 39  | 39                            | 39  | 39                 |
| Outside Width      | 89  | 82  | 89  | 98                            | 41  | 24                 |
| Outside Depth      | 41  | 41  | 41  | 41                            | 41  | 41                 |
| Inside Height      | 19  | 19  | 19  | 19                            | 19  | 19                 |
| Inside Width       | 72  | 73  | 72  | 73                            | 24  | 24                 |
| Inside Depth       | 22  | 22  | 22  | 22                            | 22  | 22                 |
| Seat Height        | 20  | 20  | 20  | 20                            | 20  | 20                 |
| Arm Height         | 24  | 24  | 24  | 24                            | 24  |                    |
| RECLINERS:         |   |   |   |                               |   |                    |
| Wall Clearance     |   |   |   |                               |   |                    |
| Footrest           |   |   |   |                               |   |                    |
| Fully Reclined     |   |   |   |                               |   |                    |
| COM YDG (54"Plain) | 20  | 17.5  | 20  | 20                            | 10  | 7                  |
| CARTON WEIGHT      | 200   | 175   | 295   | 200                           | 100   | 70                 |
| STANDARD TRIM      | #9 Nailhead   | #9 Nailhead   | #9 Nailhead   | #9 Nailhead                   | #9 Nailhead   | #9 Nailhead        |
| OPTIONAL TRIM      | Welt - \$330  | Welt - \$330  | Welt - \$330  | Welt - \$330                  | Welt - \$240  | Welt - \$240       |
| STD SEAT CUSHION   | Blend Down  | Blend Down  | Blend Down  | Blend Down                    | Blend Down  | Blend Down         |
| STD BACK CUSHION   | Blend Down  | Blend Down  | Blend Down  | Blend Down                    | Blend Down  | Blend Down         |
| STD D RINGS/SNAPS  |   |   |   |                               |   |                    |
| STANDARD FINISH    | Must specify  | Must specify  | Must specify  | Must specify                  | Must specify  | Must specify       |
| STD LEGS/FEET      | Bunn  | Bunn  | Bunn  | Bunn                          | Bunn  | Bunn               |
| WOOD SPECIES       | Maple   | Maple   | Maple   | Maple                         | Maple   | Maple              |
| STANDARD BASE      |   |   |   |                               |   |                    |
| STD MECHANISM      |   |   | Leggett & Platt   |                               |   |                    |
| OPT MECHANISM      |   |   | Air Dream - \$690   |                               |   |                    |
| SPECIAL NOTES      |   |   |   |                               |   |                    |






|                    | NO IMAGE AVAILABLE |  |  |  | NO IMAGE AVAILABLE               | NO IMAGE AVAILABLE               |
|--------------------|--------------------|---|---|--|----------------------------------|----------------------------------|
| STYLE NUMBER:      | 2562-35            | 2563  | 2565  | 2565-1L or - 1R  | 2565-48                          | 2565-50                          |
| STYLE NAME:        | Garland            | Garland   | Garland   | Garland  | Garland                          | Garland                          |
| DESCRIPTION:       | Corner Chair       | Ottoman   | Loveseat  | Left or Right Loveseat   | Armless Loveseat                 | Armless Angled Loveseat          |
| LEATHER GRADE:     |                    |   |   |  |                                  |                                  |
| 1                  | 5280               | 1800  | 7730  | 6840   | 6540                             | 7020                             |
| 2                  | 5660               | 1910  | 8250  | 7290   | 6960                             | 7470                             |
| 3                  | 6030               | 2010  | 8780  | 7740   | 7380                             | 7920                             |
| 4                  | 6410               | 2120  | 9300  | 8190   | 7800                             | 8370                             |
| 5                  | 6780               | 2220  | 9830  | 8640   | 8220                             | 8820                             |
| 6                  | 7160               | 2330  | 10350   | 9090   | 8640                             | 9270                             |
| 7                  | 7530               | 2430  | 10880   | 9540   | 9060                             | 9720                             |
| 8                  | 7910               | 2540  | 11400   | 9990   | 9480                             | 10170                            |
| 9                  | 8280               | 2640  | 11930   | 10440  | 9900                             | 10620                            |
| 10                 | 8660               | 2750  | 12450   | 10890  | 10320                            | 11070                            |
| COM                | 3840               | 1370  | 5700  | 5100   | 4500                             | 4980                             |
| FABRIC:            |                    |   |   |  |                                  |                                  |
| A                  | 4100               | 1510  | 6090  | 5490   | 5240                             | 5340                             |
| B                  | 4190               | 1530  | 6230  | 5610   | 5340                             | 5450                             |
| C                  | 4280               | 1550  | 6360  | 5730   | 5450                             | 5560                             |
| D                  | 4460               | 1590  | 6630  | 5970   | 5660                             | 5780                             |
| E                  | 4640               | 1640  | 6900  | 6210   | 5870                             | 6000                             |
| F                  | 4820               | 1680  | 7170  | 6450   | 6080                             | 6220                             |
| G                  | 5000               | 1720  | 7440  | 6690   | 6290                             | 6450                             |
| H                  | 5180               | 1760  | 7710  | 6930   | 6500                             | 6670                             |
| I                  | 5360               | 1800  | 7980  | 7170   | 6710                             | 6890                             |
| J                  | 5540               | 1850  | 8250  | 7410   | 6920                             | 7110                             |
| K                  | 5720               | 1890  | 8520  | 7650   | 7130                             | 7330                             |
| L                  | 5900               | 1930  | 8790  | 7890   | 7340                             | 7560                             |
| M                  | 6080               | 1970  | 9060  | 8130   | 7550                             | 7780                             |
| N                  | 6260               | 2010  | 9330  | 8370   | 7760                             | 8000                             |
| O                  | 6440               | 2060  | 9600  | 8610   | 7970                             | 8220                             |
| P                  | 6620               | 2100  | 9870  | 8850   | 8180                             | 8440                             |
| Q                  | 6800               | 2140  | 10140   | 9090   | 8390                             | 8670                             |
| R                  | 6980               | 2180  | 10410   | 9330   | 8600                             | 8890                             |
| DIMENSIONS:        |                    |   |   |  |                                  |                                  |
| Outside Height     | 39                 | 15  | 39  | 39   | 39                               | 39                               |
| Outside Width      | 41                 | 27  | 65  | 58   | 49                               | 74                               |
| Outside Depth      | 41                 | 23  | 41  | 41   | 41                               | 59                               |
| Inside Height      | 19                 |   | 19  | 19   | 19                               | 19                               |
| Inside Width       | 24                 |   | 48  | 49   | 49                               | 62                               |
| Inside Depth       | 22                 |   | 22  | 22   | 22                               | 22                               |
| Seat Height        | 20                 |   | 20  | 20   | 20                               | 20                               |
| Arm Height         |                    |   | 24  | 24   |                                  |                                  |
| RECLINERS:         |                    |   |   |  |                                  |                                  |
| Wall Clearance     |                    |   |   |  |                                  |                                  |
| Footrest           |                    |   |   |  |                                  |                                  |
| Fully Reclined     |                    |   |   |  |                                  |                                  |
| COM YDG (54"Plain) | 11.5               | 3   | 15.5  | 13.5   | 12                               | 13.5                             |
| CARTON WEIGHT      | 105                | 30  | 155   | 135  | 115                              | 135                              |
| STANDARD TRIM      | #9 Nailhead        | #9 Nailhead   | #9 Nailhead   | #9 Nailhead  | #9 Nailhead                      | #9 Nailhead                      |
| OPTIONAL TRIM      | Welt - \$240       | Welt - \$180  | Welt - \$300  | Welt - \$300   | Welt - \$300                     | Welt - \$300                     |
| STD SEAT CUSHION   | Blend Down         | Poly Fiber  | Blend Down  | Blend Down   | Blend Down                       | Blend Down                       |
| STD BACK CUSHION   | Blend Down         |   | Blend Down  | Blend Down   | Blend Down                       | Blend Down                       |
| STD D RINGS/SNAPS  |                    |   |   |  |                                  |                                  |
| STANDARD FINISH    | Must specify       | Must specify  | Must specify  | Must specify   | Must specify                     | Must specify                     |
| STD LEGS/FEET      | Bunn               | Bunn  | Bunn  | Bunn   | Bunn                             | Bunn                             |
| WOOD SPECIES       | Maple              | Maple   | Maple   | Maple  | Maple                            | Maple                            |
| STANDARD BASE      |                    |   |   |  |                                  |                                  |
| STD MECHANISM      |                    |   |   |  |                                  |                                  |
| OPT MECHANISM      |                    |   |   | Cannot be used with sleeper sofa   | Cannot be used with sleeper sofa | Cannot be used with sleeper sofa |
| SPECIAL NOTES      |                    |   |   |  |                                  |                                  |





|                     |   |                                  |   |   |                            |                          |
|---------------------|---|----------------------------------|---|---|----------------------------|--------------------------|
|                     |  | NO IMAGE AVAILABLE               |  | NO IMAGE AVAILABLE  | NO IMAGE AVAILABLE         | NO IMAGE AVAILABLE       |
| STYLE NUMBER:       | 2565-50-1L or -1R   | 2568-15 or -16                   | 2569  | X2560-68S-1L or -1R   | X2565-1L or -1R            | X2569                    |
| STYLE NAME:         | Garland   | Garland                          | Garland   | Garland   | Garland                    | Garland                  |
| DESCRIPTION:        | Left or Right Arm Angled Loveseat   | Right or Left Arm Chaise         | Wedge   | Left or Right Arm Sleeper Sofa  | Left or Right Arm Loveseat | Wedge                    |
| LEATHER GRADE:      |   |                                  |   | X2565-1L & 1R, X2565-35 & X2569 are only styles available w/one arm sleeper |                            |                          |
| 1                   | 7790  | 7260                             | 6750  | 10800   | 6890                       | 6630                     |
| 2                   | 8340  | 7700                             | 7140  | 11420   | 7340                       | 7010                     |
| 3                   | 8900  | 8130                             | 7530  | 12030   | 7790                       | 7380                     |
| 4                   | 9450  | 8570                             | 7920  | 12650   | 8240                       | 7760                     |
| 5                   | 10010   | 9000                             | 8310  | 13260   | 8690                       | 8130                     |
| 6                   | 10560   | 9440                             | 8700  | 13880   | 9140                       | 8510                     |
| 7                   | 11120   | 9870                             | 9090  | 14490   | 9590                       | 8880                     |
| 8                   | 11670   | 10310                            | 9480  | 15110   | 10040                      | 9260                     |
| 9                   | 12230   | 10740                            | 9870  | 15720   | 10490                      | 9630                     |
| 10                  | 12780   | 11180                            | 10260   | 16340   | 10940                      | 10010                    |
| COM                 | 5660  | 4940                             | 5150  | 8180  | 5180                       | 5150                     |
| FABRIC:             |   |                                  |   |   |                            |                          |
| A                   | 5740  | 5300                             | 5480  | 8860  | 5540                       | 5490                     |
| B                   | 5880  | 5420                             | 5600  | 9020  | 5660                       | 5610                     |
| C                   | 6020  | 5530                             | 5720  | 9170  | 5780                       | 5730                     |
| D                   | 6300  | 5770                             | 5960  | 9480  | 6020                       | 5970                     |
| E                   | 6590  | 5980                             | 6200  | 9800  | 6260                       | 6210                     |
| F                   | 6870  | 6190                             | 6440  | 10110   | 6500                       | 6450                     |
| G                   | 7150  | 6400                             | 6680  | 10420   | 6740                       | 6690                     |
| H                   | 7430  | 6610                             | 6920  | 10730   | 6980                       | 6930                     |
| I                   | 7710  | 6820                             | 7160  | 11040   | 7220                       | 7170                     |
| J                   | 8000  | 7030                             | 7400  | 11360   | 7460                       | 7410                     |
| K                   | 8280  | 7240                             | 7640  | 11670   | 7700                       | 7650                     |
| L                   | 8560  | 7450                             | 7880  | 11980   | 7940                       | 7890                     |
| M                   | 8840  | 7660                             | 8120  | 12290   | 8180                       | 8130                     |
| N                   | 9120  | 7870                             | 8360  | 12600   | 8420                       | 8370                     |
| O                   | 9410  | 8080                             | 8600  | 12920   | 8660                       | 8610                     |
| P                   | 9690  | 8290                             | 8840  | 13230   | 8900                       | 8850                     |
| Q                   | 9970  | 8500                             | 9080  | 13540   | 9140                       | 9090                     |
| R                   | 10250   | 8710                             | 9320  | 13850   | 9380                       | 9330                     |
| DIMENSIONS:         |   |                                  |   |   |                            |                          |
| Outside Height      | 39  | 39                               | 39  | 39  | 39                         | 39                       |
| Outside Width       | 80  | 34                               | 72  | 82  | 58                         | 72                       |
| Outside Depth       | 59  | 67                               | 44  | 41  | 41                         | 44                       |
| Inside Height       | 19  | 19                               | 19  | 19  | 19                         | 19                       |
| Inside Width        | 58  | 24                               | 46  | 73  | 49                         | 46                       |
| Inside Depth        | 22  | 48                               | 21  | 22  | 22                         | 21                       |
| Seat Height         | 20  | 20                               | 20  | 20  | 20                         | 20                       |
| Arm Height          | 24  | 24                               |   | 24  | 24                         |                          |
| RECLINERS:          |   |                                  |   |   |                            |                          |
| Wall Clearance      |   |                                  |   |   |                            |                          |
| Footrest            |   |                                  |   |   |                            |                          |
| Fully Reclined      |   |                                  |   |   |                            |                          |
| COM YDG (54" Plain) | 14.5  | 13.5                             | 13  | 18.5  | 17.5                       | 14                       |
| CARTON WEIGHT       | 135   | 125                              | 115   | 300   | 135                        | 135                      |
| STANDARD TRIM       | #9 Nailhead   | #9 Nailhead                      | #9 Nailhead   | #9 Nailhead   | #9 Nailhead                | #9 Nailhead              |
| OPTIONAL TRIM       | Welt - \$300  | Welt - \$330                     | Welt - \$300  | Welt - \$330  | Welt - \$300               | Welt - \$300             |
| STD SEAT CUSHION    | Blend Down  | Blend Down                       | Blend Down  | Blend Down  | Blend Down                 | Blend Down               |
| STD BACK CUSHION    | Blend Down  | Blend Down                       | Blend Down  | Blend Down  | Blend Down                 | Blend Down               |
| STD D RINGS/SNAPS   |   |                                  |   |   |                            |                          |
| STANDARD FINISH     | Must specify  | Must specify                     | Must specify  | Must specify  | Must specify               | Must specify             |
| STD LEGS/FEET       | Bunn  | Bunn                             | Bunn  | Bunn  | Bunn                       | Bunn                     |
| WOOD SPECIES        | Maple   | Maple                            | Maple   | Maple   | Maple                      | Maple                    |
| STANDARD BASE       |   |                                  |   |   |                            |                          |
| STD MECHANISM       |   |                                  |   | Leggett & Platt   |                            |                          |
| OPT MECHANISM       | Cannot be used with sleeper sofa  | Cannot be used with sleeper sofa | Cannot be used with sleeper sofa  | Air Dream - \$690   |                            |                          |
| SPECIAL NOTES       |   |                                  |   | Avail. only with sleeper  | Avail. only with sleeper   | Avail. only with sleeper |






|                    |  |  | NO IMAGE AVAILABLE |  |  |  |
|--------------------|---|---|--------------------|--|---|---|
| STYLE NUMBER:      | 2630  | 2632  | 2633               | 2635   | 2637  | 2670  |
| STYLE NAME:        | Breckenridge  | Breckenridge  | Breckenridge       | Breckenridge   | Breckenridge  | Robinson  |
| DESCRIPTION:       | Sofa  | Chair   | Ottoman            | Loveseat   | Recliner  | Sofa  |
| LEATHER GRADE:     |   |   |                    |  |   |   |
| 1                  | 9890  | 4880  | 2010               | 7650   | 5480  | 8870  |
| 2                  | 10530   | 5180  | 2130               | 8150   | 5810  | 9420  |
| 3                  | 11180   | 5480  | 2250               | 8640   | 6140  | 9980  |
| 4                  | 11820   | 5780  | 2370               | 9140   | 6470  | 10530   |
| 5                  | 12470   | 6080  | 2490               | 9630   | 6800  | 11090   |
| 6                  | 13110   | 6380  | 2610               | 10130  | 7130  | 11640   |
| 7                  | 13760   | 6680  | 2730               | 10620  | 7460  | 12200   |
| 8                  | 14400   | 6980  | 2850               | 11120  | 7790  | 12750   |
| 9                  | 15050   | 7280  | 2970               | 11610  | 8120  | 13310   |
| 10                 | 15690   | 7580  | 3090               | 12110  | 8450  | 13860   |
| COM                | 7350  | 3710  | 1500               | 5550   | 4040  | 6600  |
| FABRIC:            |   |   |                    |  |   |   |
| A                  | 7890  | 4010  | 1640               | 5940   | 4410  | 7130  |
| B                  | 8060  | 4080  | 1670               | 6080   | 4480  | 7260  |
| C                  | 8220  | 4160  | 1700               | 6210   | 4560  | 7400  |
| D                  | 8550  | 4310  | 1760               | 6480   | 4700  | 7670  |
| E                  | 8880  | 4460  | 1820               | 6750   | 4840  | 7940  |
| F                  | 9210  | 4610  | 1880               | 7020   | 4990  | 8210  |
| G                  | 9540  | 4760  | 1940               | 7290   | 5130  | 8480  |
| H                  | 9870  | 4910  | 2000               | 7560   | 5280  | 8750  |
| I                  | 10200   | 5060  | 2060               | 7830   | 5420  | 9020  |
| J                  | 10530   | 5210  | 2120               | 8100   | 5560  | 9290  |
| K                  | 10860   | 5360  | 2180               | 8370   | 5710  | 9560  |
| L                  | 11190   | 5510  | 2240               | 8640   | 5850  | 9830  |
| M                  | 11520   | 5660  | 2300               | 8910   | 6000  | 10100   |
| N                  | 11850   | 5810  | 2360               | 9180   | 6140  | 10370   |
| O                  | 12180   | 5960  | 2420               | 9450   | 6280  | 10640   |
| P                  | 12510   | 6110  | 2480               | 9720   | 6430  | 10910   |
| Q                  | 12840   | 6260  | 2540               | 9990   | 6570  | 11180   |
| R                  | 13170   | 6410  | 2600               | 10260  | 6720  | 11450   |
| DIMENSIONS:        |   |   |                    |  |   |   |
| Outside Height     | 36  | 36  | 15                 | 36   | 40  | 35  |
| Outside Width      | 85  | 34  | 27                 | 60   | 35.5  | 83  |
| Outside Depth      | 37  | 37  | 21                 | 37   | 35  | 39  |
| Inside Height      | 15  | 16  |                    | 15   | 16  | 16  |
| Inside Width       | 74  | 24  |                    | 49   | 24  | 67  |
| Inside Depth       | 23  | 23  |                    | 23   | 22  | 21  |
| Seat Height        | 21  | 21  |                    | 21   | 20  | 19  |
| Arm Height         | 24  | 24  |                    | 24   | 23  | 24  |
| RECLINERS:         |   |   |                    |  |   |   |
| Wall Clearance     |   |   |                    |  | 18  |   |
| Footrest           |   |   |                    |  | 13  |   |
| Fully Reclined     |   |   |                    |  | 66  |   |
| COM YDG (54"Plain) | 19  | 7.5   | 3                  | 14.5   | 9   | 16  |
| CARTON WEIGHT      | 185   | 95  | 35                 | 135  | 150   | 165   |
| STANDARD TRIM      | #54 Nailhead  | #54 Nailhead  | #54 Nailhead       | #54 Nailhead   | #54 Nailhead  | #54 Nailhead  |
| OPTIONAL TRIM      |   |   |                    |  |   | Welt - \$330  |
| STD SEAT CUSHION   | Blend Down  | Blend Down  | Poly Fiber         | Blend Down   | Blend Down  | Spring Poly Fiber   |
| STD BACK CUSHION   | Blend Down  | Blend Down  |                    | Blend Down   | Blend Down  | Poly Fiber  |
| STD D RINGS/SNAPS  |   |   |                    |  |   |   |
| STANDARD FINISH    | Must specify  | Must specify  | Must specify       | Must specify   | Must Specify  | Must specify  |
| STD LEGS/FEET      | Wooden  | Wooden  | Wooden             | Wooden   |   | Tapered Block   |
| WOOD SPECIES       | Maple   | Maple   | Maple              | Maple  | Maple   | Maple   |
| STANDARD BASE      |   |   |                    |  |   |   |
| STD MECHANISM      |   |   |                    |  | Push Back   |   |
| OPT MECHANISM      |   |   |                    |  | N/A   |   |
| SPECIAL NOTES      |   |   |                    |  |   | No FF in Backs  |




|                     | NO IMAGE AVAILABLE     |  |  |  |  |  |
|---------------------|------------------------|---|---|--|---|---|
| STYLE NUMBER:       | 2670-1L or -1R         | 2670-68S  | 2672  | 2673   | 2675  | 2675-1L or -1R  |
| STYLE NAME:         | Robinson               | Robinson  | Robinson  | Robinson   | Robinson  | Robinson  |
| DESCRIPTION:        | Left or Right Arm Sofa | Sleeper Sofa  | Chair   | Ottoman  | Loveseat  | Left or Right Arm Loveseat  |
| LEATHER GRADE:      |                        |   |   |  |   |   |
| 1                   | 8420                   | 10790   | 4740  | 1530   | 6870  | 6170  |
| 2                   | 8960                   | 11370   | 5030  | 1640   | 7310  | 6560  |
| 3                   | 9500                   | 11960   | 5310  | 1740   | 7740  | 6950  |
| 4                   | 10040                  | 12540   | 5600  | 1850   | 8180  | 7340  |
| 5                   | 10580                  | 13130   | 5880  | 1950   | 8610  | 7730  |
| 6                   | 11120                  | 13710   | 6170  | 2060   | 9050  | 8120  |
| 7                   | 11660                  | 14300   | 6450  | 2160   | 9480  | 8510  |
| 8                   | 12200                  | 14880   | 6740  | 2270   | 9920  | 8900  |
| 9                   | 12740                  | 15470   | 7020  | 2370   | 10350   | 9290  |
| 10                  | 13280                  | 16050   | 7310  | 2480   | 10790   | 9680  |
| COM                 | 6150                   | 7940  | 3560  | 1140   | 5070  | 4550  |
| FABRIC:             |                        |   |   |  |   |   |
| A                   | 6680                   | 8760  | 3850  | 1270   | 5480  | 4920  |
| B                   | 6810                   | 8930  | 3920  | 1290   | 5580  | 5010  |
| C                   | 6950                   | 9090  | 3990  | 1310   | 5690  | 5100  |
| D                   | 7220                   | 9420  | 4130  | 1350   | 5900  | 5280  |
| E                   | 7490                   | 9750  | 4270  | 1400   | 6110  | 5460  |
| F                   | 7760                   | 10080   | 4410  | 1440   | 6320  | 5640  |
| G                   | 8030                   | 10410   | 4540  | 1480   | 6530  | 5820  |
| H                   | 8300                   | 10740   | 4680  | 1520   | 6740  | 6000  |
| I                   | 8570                   | 11070   | 4820  | 1560   | 6950  | 6180  |
| J                   | 8840                   | 11400   | 4960  | 1610   | 7160  | 6360  |
| K                   | 9110                   | 11730   | 5100  | 1650   | 7370  | 6540  |
| L                   | 9380                   | 12060   | 5230  | 1690   | 7580  | 6720  |
| M                   | 9650                   | 12390   | 5370  | 1730   | 7790  | 6900  |
| N                   | 9920                   | 12720   | 5510  | 1770   | 8000  | 7080  |
| O                   | 10190                  | 13050   | 5650  | 1820   | 8210  | 7260  |
| P                   | 10460                  | 13380   | 5790  | 1860   | 8420  | 7440  |
| Q                   | 10730                  | 13710   | 5920  | 1900   | 8630  | 7620  |
| R                   | 11000                  | 14040   | 6060  | 1940   | 8840  | 7800  |
| DIMENSIONS:         |                        |   |   |  |   |   |
| Outside Height      | 35                     | 35  | 35  | 15   | 35  | 35  |
| Outside Width       | 76                     | 83  | 38  | 28   | 62  | 53  |
| Outside Depth       | 39                     | 39  | 39  | 22   | 39  | 39  |
| Inside Height       | 16                     | 16  | 16  |  | 16  | 16  |
| Inside Width        | 68                     | 67  | 21  |  | 45  | 45  |
| Inside Depth        | 21                     | 21  | 21  |  | 21  | 21  |
| Seat Height         | 19                     | 19  | 19  |  | 19  | 19  |
| Arm Height          | 24                     | 24  | 24  |  | 24  | 24  |
| RECLINERS:          |                        |   |   |  |   |   |
| Wall Clearance      |                        |   |   |  |   |   |
| Footrest            |                        |   |   |  |   |   |
| Fully Reclined      |                        |   |   |  |   |   |
| COM YDG (54" Plain) | 16                     | 16  | 8   | 3  | 12  | 12  |
| CARTON WEIGHT       | 165                    | 240   | 100   | 30   | 125   | 135   |
| STANDARD TRIM       | #54 Nailhead           | #54 Nailhead  | #54 Nailhead  | #54 Nailhead   | #54 Nailhead  | #54 Nailhead  |
| OPTIONAL TRIM       | Welt - \$330           | Welt - \$330  | Welt - \$240  | Welt - \$180   | Welt - \$300  | Welt - \$300  |
| STD SEAT CUSHION    | Spring Poly Fiber      | Spring Poly Fiber   | Spring Poly Fiber   | Poly Fiber   | Spring Poly Fiber   | Spring Poly Fiber   |
| STD BACK CUSHION    | Poly Fiber             | Poly Fiber  | Poly Fiber  |  | Poly Fiber  | Poly Fiber  |
| STD D RINGS/SNAPS   |                        |   |   |  |   |   |
| STANDARD FINISH     | Must specify           | Must specify  | Must specify  | Must specify   | Must specify  | Must specify  |
| STD LEGS/FEET       | Tapered Block          | Tapered Block   | Tapered Block   | Tapered Block  | Tapered Block   | Tapered Block   |
| WOOD SPECIES        | Maple                  | Maple   | Maple   | Maple  | Maple   | Maple   |
| STANDARD BASE       |                        |   |   |  |   |   |
| STD MECHANISM       |                        | Leggett & Platt   |   |  |   |   |
| OPT MECHANISM       |                        | Air Dream - \$690   |   |  |   |   |
| SPECIAL NOTES       | No FF in Backs         | No FF in Backs  | No FF in Backs  |  | No FF in Backs  | No FF in Backs  |













|                    |   |                    |   |  |   |   |
|--------------------|---|--------------------|---|--|---|---|
|                    |  | NO IMAGE AVAILABLE |  |  |  |  |
| STYLE NUMBER:      | 2677H   | 2679               | 2692  | 2712   | 2760  | 2760-110  |
| STYLE NAME:        | Robinson  | Robinson           | Fallon  | Acacia   | Coco  | Coco  |
| DESCRIPTION:       | High Back Recliner  | Wedge              | Swivel Chair  | Swivel Chair   | Sofa  | Sofa  |
| LEATHER GRADE:     |   |                    |   |  |   |   |
| 1                  | 5120  | 6420               | 4170  | 3980   | 10130   | 11750   |
| 2                  | 5430  | 6780               | 4430  | 4200   | 10760   | 12500   |
| 3                  | 5750  | 7140               | 4680  | 4430   | 11390   | 13250   |
| 4                  | 6060  | 7500               | 4940  | 4650   | 12020   | 14000   |
| 5                  | 6380  | 7860               | 5190  | 4880   | 12650   | 14750   |
| 6                  | 6690  | 8220               | 5450  | 5100   | 13280   | 15500   |
| 7                  | 7010  | 8580               | 5700  | 5330   | 13910   | 16250   |
| 8                  | 7320  | 8940               | 5960  | 5550   | 14540   | 17000   |
| 9                  | 7640  | 9300               | 6210  | 5780   | 15170   | 17750   |
| 10                 | 7950  | 9660               | 6470  | 6000   | 15800   | 18500   |
| COM                | 3770  | 4700               | 3150  | 3060   | 7560  | 8760  |
| FABRIC:            |   |                    |   |  |   |   |
| A                  | 4080  | 5040               | 3410  | 3320   | 8140  | 9450  |
| B                  | 4160  | 5150               | 3480  | 3390   | 8300  | 9640  |
| C                  | 4230  | 5250               | 3540  | 3450   | 8460  | 9830  |
| D                  | 4380  | 5460               | 3660  | 3570   | 8780  | 10200   |
| E                  | 4530  | 5670               | 3790  | 3700   | 9100  | 10580   |
| F                  | 4680  | 5880               | 3920  | 3830   | 9420  | 10960   |
| G                  | 4830  | 6090               | 4040  | 3950   | 9730  | 11340   |
| H                  | 4980  | 6300               | 4170  | 4080   | 10050   | 11720   |
| I                  | 5130  | 6510               | 4290  | 4200   | 10370   | 12090   |
| J                  | 5280  | 6720               | 4420  | 4330   | 10690   | 12470   |
| K                  | 5430  | 6930               | 4550  | 4460   | 11010   | 12850   |
| L                  | 5580  | 7140               | 4670  | 4580   | 11320   | 13230   |
| M                  | 5730  | 7350               | 4800  | 4710   | 11640   | 13610   |
| N                  | 5880  | 7560               | 4920  | 4830   | 11960   | 13980   |
| O                  | 6030  | 7770               | 5050  | 4960   | 12280   | 14360   |
| P                  | 6180  | 7980               | 5180  | 5090   | 12600   | 14740   |
| Q                  | 6330  | 8190               | 5300  | 5210   | 12910   | 15120   |
| R                  | 6480  | 8400               | 5430  | 5340   | 13230   | 15500   |
| DIMENSIONS:        |   |                    |   |  |   |   |
| Outside Height     | 37  | 35                 | 38  | 35   | 34  | 34  |
| Outside Width      | 38  | 69                 | 31  | 31   | 96  | 110   |
| Outside Depth      | 39  | 43                 | 34  | 36   | 40  | 40  |
| Inside Height      | 16  | 16                 | 19  | 17   | 17  | 17  |
| Inside Width       | 21  | 55                 | 20  | 20   | 72  | 88  |
| Inside Depth       | 21  | 21                 | 19  | 19   | 22  | 22  |
| Seat Height        | 20  | 19                 | 19  | 19   | 20  | 20  |
| Arm Height         | 24  |                    | 23  | 23   | 25  | 25  |
| RECLINERS:         |   |                    |   |  |   |   |
| Wall Clearance     | 19"   |                    |   |  |   |   |
| Footrest           | 9"  |                    |   |  |   |   |
| Fully Reclined     | 64"   |                    |   |  |   |   |
| COM YDG (54"Plain) | 8   | 12                 | 9.5   | 7  | 19  | 22  |
| CARTON WEIGHT      | 115   | 115                | 85  | 80   | 205   | 225   |
| STANDARD TRIM      | #54 Nailhead  | #54 Nailhead       | Welt  | Welt   | #54 Nailhead  | #54 Nailhead  |
| OPTIONAL TRIM      | Welt - \$240  | Welt - \$240       | Nailhead - \$240  | Nailhead - \$240   | Welt - \$330  | Welt - \$330  |
| STD SEAT CUSHION   | Spring Poly   | Spring Poly        | Spring Poly   | Spring Poly  | Blend Down  | Blend Down  |
| STD BACK CUSHION   | Poly Fiber  | Poly Fiber         | Premium Fiber   | Premium Fiber  | Blend Down  | Blend Down  |
| STD D RINGS/SNAPS  |   |                    |   |  |   |   |
| STANDARD FINISH    | Must specify  | Must specify       | N/A   | N/A  | Must specify  | Must specify  |
| STD LEGS/FEET      | Tapered Block   | Tapered Block      | N/A   | N/A  | Tapered Block   | Tapered Block   |
| WOOD SPECIES       | Maple   | Maple              | N/A   | N/A  | Maple   | Maple   |
| STANDARD BASE      |   |                    |   |  |   |   |
| STD MECHANISM      | Push Activated  |                    | Swivel  | Swivel   |   |   |
| OPT MECHANISM      |   |                    | Swivel Glider \$150   | Swivel Glider \$150  |   |   |
| SPECIAL NOTES      | No FF in Backs  | No FF in Backs     |   |  |   |   |





|                     |   |                    |                    |  |   |   |
|---------------------|---|--------------------|--------------------|--|---|---|
|                     |  | NO IMAGE AVAILABLE | NO IMAGE AVAILABLE |  |  |  |
| STYLE NUMBER:       | 2762  | 2763               | 2765               | 2842   | 2852  | 2852-SW   |
| STYLE NAME:         | Coco  | Coco               | Coco               | Zander   | Tate  | Tate  |
| DESCRIPTION:        | Chair   | Ottoman            | Loveseat           | Swivel Chair   | Chair   | Swivel Chair  |
| LEATHER GRADE:      |   |                    |                    |  |   |   |
| 1                   | 5510  | 2000               | 7650               | 3380   | 4010  | 4040  |
| 2                   | 5850  | 2100               | 8120               | 3570   | 4230  | 4260  |
| 3                   | 6200  | 2210               | 8580               | 3770   | 4460  | 4490  |
| 4                   | 6540  | 2310               | 9050               | 3960   | 4680  | 4710  |
| 5                   | 6890  | 2420               | 9510               | 4160   | 4910  | 4940  |
| 6                   | 7230  | 2520               | 9980               | 4350   | 5130  | 5160  |
| 7                   | 7580  | 2630               | 10440              | 4550   | 5360  | 5390  |
| 8                   | 7920  | 2730               | 10910              | 4740   | 5580  | 5610  |
| 9                   | 8270  | 2840               | 11370              | 4940   | 5810  | 5840  |
| 10                  | 8610  | 2940               | 11840              | 5130   | 6030  | 6060  |
| COM                 | 4130  | 1500               | 5780               | 2490   | 3030  | 3060  |
| FABRIC:             |   |                    |                    |  |   |   |
| A                   | 4440  | 1680               | 6270               | 2750   | 3310  | 3390  |
| B                   | 4530  | 1700               | 6390               | 2790   | 3360  | 3440  |
| C                   | 4620  | 1730               | 6510               | 2840   | 3410  | 3490  |
| D                   | 4800  | 1770               | 6750               | 2930   | 3510  | 3590  |
| E                   | 4980  | 1820               | 6990               | 3020   | 3620  | 3690  |
| F                   | 5160  | 1870               | 7230               | 3110   | 3720  | 3790  |
| G                   | 5340  | 1920               | 7470               | 3200   | 3820  | 3900  |
| H                   | 5520  | 1970               | 7710               | 3290   | 3920  | 4000  |
| I                   | 5700  | 2010               | 7950               | 3380   | 4020  | 4100  |
| J                   | 5880  | 2060               | 8190               | 3470   | 4130  | 4200  |
| K                   | 6060  | 2110               | 8430               | 3560   | 4230  | 4300  |
| L                   | 6240  | 2160               | 8670               | 3650   | 4330  | 4410  |
| M                   | 6420  | 2210               | 8910               | 3740   | 4430  | 4510  |
| N                   | 6600  | 2250               | 9150               | 3830   | 4530  | 4610  |
| O                   | 6780  | 2300               | 9390               | 3920   | 4640  | 4710  |
| P                   | 6960  | 2350               | 9630               | 4010   | 4740  | 4810  |
| Q                   | 7140  | 2400               | 9870               | 4100   | 4840  | 4920  |
| R                   | 7320  | 2450               | 10110              | 4190   | 4940  | 5020  |
| DIMENSIONS:         |   |                    |                    |  |   |   |
| Outside Height      | 34  | 17                 | 34                 | 30   | 34  | 34  |
| Outside Width       | 48  | 33                 | 72                 | 28   | 29  | 29  |
| Outside Depth       | 40  | 27                 | 40                 | 32   | 33  | 33  |
| Inside Height       | 17  |                    | 17                 | 11   | 13.5  | 13.5  |
| Inside Width        | 24  |                    | 48                 | 20   | 20  | 20  |
| Inside Depth        | 22  |                    | 22                 | 20   | 21  | 21  |
| Seat Height         | 20  |                    | 20                 | 21   | 20  | 20  |
| Arm Height          | 25  |                    | 25                 | 23   | 26.5  | 26.5  |
| RECLINERS:          |   |                    |                    |  |   |   |
| Wall Clearance      |   |                    |                    |  |   |   |
| Footrest            |   |                    |                    |  |   |   |
| Fully Reclined      |   |                    |                    |  |   |   |
| COM YDG (54" Plain) | 10  | 3                  | 14                 | 5  | 6   | 6   |
| CARTON WEIGHT       | 90  | 40                 | 130                | 60   | 55  | 80  |
| STANDARD TRIM       | #54 Nailhead  | #54 Nailhead       | #54 Nailhead       | Welt   | #9&#37 Nailhead   | #9&#37 Nailhead   |
| OPTIONAL TRIM       | Welt - \$240  | Welt - \$180       | Welt - \$300       | Nailhead - \$240   |   |   |
| STD SEAT CUSHION    | Blend Down  | Poly Fiber         | Blend Down         | Spring Poly  | Spring Poly   | Spring Poly   |
| STD BACK CUSHION    | Blend Down  |                    | Blend Down         | Poly Fiber   | Poly Fiber  | Poly Fiber  |
| STD D RINGS/SNAPS   |   |                    |                    |  |   |   |
| STANDARD FINISH     | Must specify  | Must specify       | Must specify       | N/A  | Must specify  | N/A   |
| STD LEGS/FEET       | Tapered Block   | Tapered Block      | Tapered Block      | N/A  |   |   |
| WOOD SPECIES        | Maple   | Maple              | Maple              | N/A  | Maple   | N/A   |
| STANDARD BASE       |   |                    |                    |  |   |   |
| STD MECHANISM       |   |                    |                    | Swivel   |   | Swivel  |
| OPT MECHANISM       |   |                    |                    | Casters - \$90 or Swiv.Glider \$150  |   | Swivel Glider \$150   |
| SPECIAL NOTES       |   |                    |                    |  |   |   |




|                    |  |  |  |  |  | NO IMAGE AVAILABLE |
|--------------------|---|---|---|--|---|--------------------|
| STYLE NUMBER:      | 2857  | 2878  | 2892  | 2898   | 2898-SW   | 2947               |
| STYLE NAME:        | Eton  | Edwards   | Justice   | Lodge  | Lodge   | Hale               |
| DESCRIPTION:       | Recliner  | Barstool  | Chair   | Chair  | Swivel Chair  | Recliner           |
| LEATHER GRADE:     |   |   |   |  |   |                    |
| 1                  | 5510  | 2060  | 3980  | 4020   | 4070  | 5820               |
| 2                  | 5840  | 2150  | 4170  | 4250   | 4290  | 6210               |
| 3                  | 6170  | 2240  | 4370  | 4470   | 4520  | 6600               |
| 4                  | 6500  | 2330  | 4560  | 4700   | 4740  | 6990               |
| 5                  | 6830  | 2420  | 4760  | 4920   | 4970  | 7380               |
| 6                  | 7160  | 2510  | 4950  | 5150   | 5190  | 7770               |
| 7                  | 7490  | 2600  | 5150  | 5370   | 5420  | 8160               |
| 8                  | 7820  | 2690  | 5340  | 5600   | 5640  | 8550               |
| 9                  | 8150  | 2780  | 5540  | 5820   | 5870  | 8940               |
| 10                 | 8480  | 2870  | 5730  | 6050   | 6090  | 9330               |
| COM                | 4080  | 1590  | 3050  | 3060   | 3080  | 4200               |
| FABRIC:            |   |   |   |  |   |                    |
| A                  | 4440  | 1780  | 3350  | 3360   | 3390  | 4530               |
| B                  | 4510  | 1800  | 3400  | 3410   | 3440  | 4620               |
| C                  | 4590  | 1820  | 3450  | 3460   | 3490  | 4710               |
| D                  | 4730  | 1860  | 3540  | 3560   | 3590  | 4890               |
| E                  | 4870  | 1910  | 3640  | 3660   | 3690  | 5070               |
| F                  | 5020  | 1950  | 3740  | 3760   | 3790  | 5250               |
| G                  | 5160  | 1990  | 3830  | 3870   | 3900  | 5430               |
| H                  | 5310  | 2030  | 3930  | 3970   | 4000  | 5610               |
| I                  | 5450  | 2070  | 4020  | 4070   | 4100  | 5790               |
| J                  | 5590  | 2120  | 4120  | 4170   | 4200  | 5970               |
| K                  | 5740  | 2160  | 4220  | 4270   | 4300  | 6150               |
| L                  | 5880  | 2200  | 4310  | 4380   | 4410  | 6330               |
| M                  | 6030  | 2240  | 4410  | 4480   | 4510  | 6510               |
| N                  | 6170  | 2280  | 4500  | 4580   | 4610  | 6690               |
| O                  | 6310  | 2330  | 4600  | 4680   | 4710  | 6870               |
| P                  | 6460  | 2370  | 4700  | 4780   | 4810  | 7050               |
| Q                  | 6600  | 2410  | 4790  | 4890   | 4920  | 7230               |
| R                  | 6750  | 2450  | 4890  | 4990   | 5020  | 7410               |
| DIMENSIONS:        |   |   |   |  |   |                    |
| Outside Height     | 39  | 44  | 34  | 35   | 35  | 40                 |
| Outside Width      | 36  | 23  | 29  | 30   | 30  | 33                 |
| Outside Depth      | 38.5  | 24  | 34  | 33   | 33  | 40                 |
| Inside Height      | 19.5  | 13  | 17  | 16   | 16  | 20                 |
| Inside Width       | 21.5  | 23  | 22  | 21   | 21  | 21                 |
| Inside Depth       | 23  | 18  | 21  | 22   | 22  | 22                 |
| Seat Height        | 20  | 32  | 21  | 20   | 20  | 21                 |
| Arm Height         | 25.5  |   | 26  | 28   | 28  | 25                 |
| RECLINERS:         |   |   |   |  |   |                    |
| Wall Clearance     |   |   |   |  |   |                    |
| Footrest           |   |   |   |  |   |                    |
| Fully Reclined     |   |   |   |  |   |                    |
| COM YDG (54"Plain) | 9   | 2   | 6   | 6  | 6.5   | 11                 |
| CARTON WEIGHT      | 120   | 45  | 75  | 70   | 70  | 110                |
| STANDARD TRIM      | Welt  | #9 Nailhead   | #9 Nailhead   | #9&#37 Nailhead  | #9&#37 Nailhead   | Welt               |
| OPTIONAL TRIM      |   | Welt - \$240  | Welt - \$240  | Welt - \$240   | Welt - \$240  | Nailhead - \$240   |
| STD SEAT CUSHION   | Poly Fiber  | Poly Fiber  | Blend Down  | Spring Poly  | Spring Poly   | Spring Poly        |
| STD BACK CUSHION   | Poly Fiber  | Poly Fiber  | Poly Fiber  | Poly Fiber   | Poly Fiber  | Premium Fiber      |
| STD D RINGS/SNAPS  |   |   |   |  |   |                    |
| STANDARD FINISH    | Must specify  | Must specify  | Must specify  | Must specify   | N/A   | N/A                |
| STD LEGS/FEET      |   |   |   | Bunn   | N/A   | N/A                |
| WOOD SPECIES       | Maple   | Maple   | Maple   | Maple  | N/A   | N/A                |
| STANDARD BASE      |   |   |   |  |   |                    |
| STD MECHANISM      | Push Back   |   |   |  | Swivel  | Outside Handle     |
| OPT MECHANISM      | Motor - \$675   |   |   |  | Swivel Glider \$150   | Motor - \$675      |
| SPECIAL NOTES      |   |   |   |  |   |                    |

|                     | NO IMAGE AVAILABLE         |  |  | NO IMAGE AVAILABLE     |  | NO IMAGE AVAILABLE                   |
|---------------------|----------------------------|---|---|------------------------|---|--------------------------------------|
| STYLE NUMBER:       | 2947L                      | 2947G or SG   | 3330  | 3330-1L or -1R         | 3330-68S  | 3330-68S-1L or 1R                    |
| STYLE NAME:         | Hale                       | Hale  | Logan   | Logan                  | Logan   | Logan                                |
| DESCRIPTION:        | Redliner w/ Lift Mechanism | Glider or Swivel Glider Recliner  | Sofa  | Left or Right Arm Sofa | Sleeper Sofa  | Left or Right Arm Queen Sleeper Sofa |
| LEATHER GRADE:      |                            |   |   |                        |   |                                      |
| 1                   | 7470                       | 5850  | 9420  | 8880                   | 10880   | 10310                                |
| 2                   | 7850                       | 6230  | 10010   | 9410                   | 11460   | 10860                                |
| 3                   | 8220                       | 6600  | 10590   | 9930                   | 12050   | 11420                                |
| 4                   | 8600                       | 6980  | 11180   | 10460                  | 12630   | 11970                                |
| 5                   | 8970                       | 7350  | 11760   | 10980                  | 13220   | 12530                                |
| 6                   | 9350                       | 7730  | 12350   | 11510                  | 13800   | 13080                                |
| 7                   | 9720                       | 8100  | 12930   | 12030                  | 14390   | 13640                                |
| 8                   | 10100                      | 8480  | 13520   | 12560                  | 14970   | 14190                                |
| 9                   | 10470                      | 8850  | 14100   | 13080                  | 15560   | 14750                                |
| 10                  | 10850                      | 9230  | 14690   | 13610                  | 16140   | 15300                                |
| COM                 | 5610                       | 4250  | 7070  | 6690                   | 8400  | 7710                                 |
| FABRIC:             |                            |   |   |                        |   |                                      |
| A                   | 6170                       | 4580  | 7580  | 7250                   | 9090  | 8420                                 |
| B                   | 6260                       | 4670  | 7730  | 7380                   | 9260  | 8550                                 |
| C                   | 6350                       | 4760  | 7880  | 7520                   | 9420  | 8690                                 |
| D                   | 6530                       | 4940  | 8180  | 7790                   | 9750  | 8960                                 |
| E                   | 6710                       | 5120  | 8480  | 8060                   | 10080   | 9230                                 |
| F                   | 6890                       | 5300  | 8780  | 8330                   | 10410   | 9500                                 |
| G                   | 7070                       | 5480  | 9080  | 8600                   | 10740   | 9770                                 |
| H                   | 7250                       | 5660  | 9380  | 8870                   | 11070   | 10040                                |
| I                   | 7430                       | 5840  | 9680  | 9140                   | 11400   | 10310                                |
| J                   | 7610                       | 6020  | 9980  | 9410                   | 11730   | 10580                                |
| K                   | 7790                       | 6200  | 10280   | 9680                   | 12060   | 10850                                |
| L                   | 7970                       | 6380  | 10580   | 9950                   | 12390   | 11120                                |
| M                   | 8150                       | 6560  | 10880   | 10220                  | 12720   | 11390                                |
| N                   | 8330                       | 6740  | 11180   | 10490                  | 13050   | 11660                                |
| O                   | 8510                       | 6920  | 11480   | 10760                  | 13380   | 11930                                |
| P                   | 8690                       | 7100  | 11780   | 11030                  | 13710   | 12200                                |
| Q                   | 8870                       | 7280  | 12080   | 11300                  | 14040   | 12470                                |
| R                   | 9050                       | 7460  | 12380   | 11570                  | 14370   | 12740                                |
| DIMENSIONS:         |                            |   |   |                        |   |                                      |
| Outside Height      | 40                         | 40  | 35  | 35                     | 35  | 35                                   |
| Outside Width       | 33                         | 33  | 92  | 81                     | 92  | 81                                   |
| Outside Depth       | 40                         | 40  | 40  | 40                     | 40  | 40                                   |
| Inside Height       | 20                         | 20  | 17  | 17                     | 17  | 17                                   |
| Inside Width        | 21                         | 21  | 66  | 68                     | 66  | 68                                   |
| Inside Depth        | 22                         | 22  | 25  | 25                     | 25  | 25                                   |
| Seat Height         | 21                         | 21  | 20  | 20                     | 20  | 20                                   |
| Arm Height          | 25                         | 25  | 28  | 28                     | 28  | 28                                   |
| RECLINERS:          |                            |   |   |                        |   |                                      |
| Wall Clearance      |                            | 13"   |   |                        |   |                                      |
| Footrest            |                            | 21"   |   |                        |   |                                      |
| Fully Reclined      |                            | 67"   |   |                        |   |                                      |
| COM YDG (54" Plain) | 11                         | 11  | 18  | 16.5                   | 19  | 16                                   |
| CARTON WEIGHT       | 150                        | 150   | 195   | 185                    | 300   | 300                                  |
| STANDARD TRIM       | Welt                       | Welt  | Double Needle   | Double Needle          | Double Needle   | Double Needle                        |
| OPTIONAL TRIM       | Nailhead - \$240           | Nailhead - \$240  |   |                        |   |                                      |
| STD SEAT CUSHION    | Spring Poly                | Spring Poly   | Spring Poly   | Spring Poly            | Spring Poly   | Spring Poly                          |
| STD BACK CUSHION    | Premium Fiber              | Premium Fiber   | Premium Fiber   | Premium Fiber          | Premium Fiber   | Premium Fiber                        |
| STD D RINGS/SNAPS   |                            |   | Y   | Y                      | Y   | Y                                    |
| STANDARD FINISH     | N/A                        | N/A   | N/A   | N/A                    | N/A   | N/A                                  |
| STD LEGS/FEET       | N/A                        | N/A   | K' Casters  | K' Casters             | K' Casters  | K' Casters                           |
| WOOD SPECIES        | N/A                        | N/A   | N/A   | N/A                    | N/A   | N/A                                  |
| STANDARD BASE       |                            |   |   |                        |   |                                      |
| STD MECHANISM       | Motorized Lift Mech        | Outside Handle  |   |                        | Leggett & Platt   | Leggett & Platt                      |
| OPT MECHANISM       |                            | Motor - \$675   |   |                        | Air Dream - \$690   | Air Dream - \$690                    |
| SPECIAL NOTES       |                            |   | Opt. Bunn Foot Avail.   | Opt. Bunn Foot Avail.  | Opt. Bunn Foot Avail.   | Opt. Bunn Foot Avail.                |


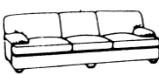



|                    | NO IMAGE AVAILABLE    | NO IMAGE AVAILABLE                               |  |  |  |  |
|--------------------|-----------------------|--|---|--|---|---|
| STYLE NUMBER:      | 3330-70               | 3330L or R                                       | 3332  | 3332-10  | 3332-20 or -21  | 3332-35   |
| STYLE NAME:        | Logan                 | Logan  | Logan   | Logan  | Logan   | Logan   |
| DESCRIPTION:       | Armless Sofa          | Left Arm Right Corner or Rt Arm Left Corner Sofa | Chair   | Armless Chair  | Right or Left Arm Chair   | Corner Chair  |
| LEATHER GRADE:     |                       |  |   |  |   |   |
| 1                  | 7430                  | 9680   | 5240  | 3560   | 4650  | 4800  |
| 2                  | 7880                  | 10280  | 5570  | 3750   | 4940  | 5100  |
| 3                  | 8330                  | 10880  | 5900  | 3950   | 5220  | 5400  |
| 4                  | 8780                  | 11480  | 6230  | 4140   | 5510  | 5700  |
| 5                  | 9230                  | 12080  | 6560  | 4340   | 5790  | 6000  |
| 6                  | 9680                  | 12680  | 6890  | 4530   | 6080  | 6300  |
| 7                  | 10130                 | 13280  | 7220  | 4730   | 6360  | 6600  |
| 8                  | 10580                 | 13880  | 7550  | 4920   | 6650  | 6900  |
| 9                  | 11030                 | 14480  | 7880  | 5120   | 6930  | 7200  |
| 10                 | 11480                 | 15080  | 8210  | 5310   | 7220  | 7500  |
| COM                | 5640                  | 7260   | 3920  | 2780   | 3560  | 3600  |
| FABRIC:            |                       |  |   |  |   |   |
| A                  | 6080                  | 7790   | 4200  | 2990   | 3840  | 3840  |
| B                  | 6200                  | 7950   | 4290  | 3050   | 3920  | 3930  |
| C                  | 6320                  | 8100   | 4380  | 3110   | 3990  | 4020  |
| D                  | 6560                  | 8400   | 4560  | 3230   | 4140  | 4200  |
| E                  | 6800                  | 8710   | 4740  | 3350   | 4290  | 4380  |
| F                  | 7040                  | 9020   | 4920  | 3470   | 4440  | 4560  |
| G                  | 7280                  | 9320   | 5100  | 3590   | 4590  | 4740  |
| H                  | 7520                  | 9630   | 5280  | 3710   | 4740  | 4920  |
| I                  | 7760                  | 9930   | 5460  | 3830   | 4890  | 5100  |
| J                  | 8000                  | 10240  | 5640  | 3950   | 5040  | 5280  |
| K                  | 8240                  | 10550  | 5820  | 4070   | 5190  | 5460  |
| L                  | 8480                  | 10850  | 6000  | 4190   | 5340  | 5640  |
| M                  | 8720                  | 11160  | 6180  | 4310   | 5490  | 5820  |
| N                  | 8960                  | 11460  | 6360  | 4430   | 5640  | 6000  |
| O                  | 9200                  | 11770  | 6540  | 4550   | 5790  | 6180  |
| P                  | 9440                  | 12080  | 6720  | 4670   | 5940  | 6360  |
| Q                  | 9680                  | 12380  | 6900  | 4790   | 6090  | 6540  |
| R                  | 9920                  | 12690  | 7080  | 4910   | 6240  | 6720  |
| DIMENSIONS:        |                       |  |   |  |   |   |
| Outside Height     | 35                    | 35   | 35  | 35   | 35  | 35  |
| Outside Width      | 70                    | 94   | 45  | 33   | 33  | 40  |
| Outside Depth      | 40                    | 40   | 40  | 40   | 40  | 40  |
| Inside Height      | 17                    | 17   | 17  | 17   | 17  | 17  |
| Inside Width       | 70                    | 65   | 20  | 23   | 21  | 21  |
| Inside Depth       | 25                    | 25   | 25  | 25   | 25  | 25  |
| Seat Height        | 20                    | 20   | 20  | 20   | 20  | 20  |
| Arm Height         |                       | 28   | 28  |  | 28  |   |
| RECLINERS:         |                       |  |   |  |   |   |
| Wall Clearance     |                       |  |   |  |   |   |
| Footrest           |                       |  |   |  |   |   |
| Fully Reclined     |                       |  |   |  |   |   |
| COM YDG (54"Plain) | 14.5                  | 18.5   | 10  | 6.5  | 8.5   | 9   |
| CARTON WEIGHT      | 175                   | 175  | 110   | 85   | 90  | 90  |
| STANDARD TRIM      | Double Needle         | Double Needle                                    | Double Needle   | Double Needle  | Double Needle   | Double Needle   |
| OPTIONAL TRIM      |                       |  |   |  |   |   |
| STD SEAT CUSHION   | Spring Poly           | Spring Poly                                      | Spring Poly   | Spring Poly  | Spring Poly   | Spring Poly   |
| STD BACK CUSHION   | Premium Fiber         | Premium Fiber                                    | Premium Fiber   | Premium Fiber  | Premium Fiber   | Premium Fiber   |
| STD D RINGS/SNAPS  | Y                     | Y  | Y   | Y  | Y   | Y   |
| STANDARD FINISH    | N/A                   | N/A  | N/A   | N/A  | N/A   | N/A   |
| STD LEGS/FEET      | K' Casters            | K' Casters                                       | K' Casters  | K' Casters   | K' Casters  | K' Casters  |
| WOOD SPECIES       | N/A                   | N/A  | N/A   | N/A  | N/A   | N/A   |
| STANDARD BASE      |                       |  |   |  |   |   |
| STD MECHANISM      |                       |  |   |  |   |   |
| OPT MECHANISM      |                       |  |   |  |   |   |
| SPECIAL NOTES      | Opt. Bunn Foot Avail. | Opt. Bunn Foot Avail.                            | Opt. Bunn Foot Avail.   | Opt. Bunn Foot Avail.  | Opt. Bunn Foot Avail.   | Opt. Bunn Foot Avail.   |



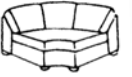


|                    |  |  |  |  |  |  |
|--------------------|---|---|---|--|---|---|
| STYLE NUMBER:      | 3333  | 3335  | 3335-1L or 1R   | 3335-46  | 3339  | 3440-117  |
| STYLE NAME:        | Logan   | Logan   | Logan   | Logan  | Logan   | Rockies   |
| DESCRIPTION:       | Ottoman   | Loveseat  | Left or Right Arm Loveseat  | Armless Loveseat   | Wedge   | Sofa  |
| LEATHER GRADE:     |   |   |   |  |   |   |
| 1                  | 1590  | 7310  | 6540  | 5630   | 5780  | 11520   |
| 2                  | 1680  | 7760  | 6950  | 5960   | 6120  | 12270   |
| 3                  | 1770  | 8210  | 7350  | 6290   | 6470  | 13020   |
| 4                  | 1860  | 8660  | 7760  | 6620   | 6810  | 13770   |
| 5                  | 1950  | 9110  | 8160  | 6950   | 7160  | 14520   |
| 6                  | 2040  | 9560  | 8570  | 7280   | 7500  | 15270   |
| 7                  | 2130  | 10010   | 8970  | 7610   | 7850  | 16020   |
| 8                  | 2220  | 10460   | 9380  | 7940   | 8190  | 16770   |
| 9                  | 2310  | 10910   | 9780  | 8270   | 8540  | 17520   |
| 10                 | 2400  | 11360   | 10190   | 8600   | 8880  | 18270   |
| COM                | 1190  | 5460  | 4940  | 4290   | 4460  | 8490  |
| FABRIC:            |   |   |   |  |   |   |
| A                  | 1300  | 5880  | 5330  | 4640   | 4780  | 9120  |
| B                  | 1320  | 6000  | 5430  | 4730   | 4880  | 9310  |
| C                  | 1340  | 6120  | 5540  | 4820   | 4970  | 9500  |
| D                  | 1380  | 6360  | 5750  | 5000   | 5160  | 9870  |
| E                  | 1430  | 6600  | 5960  | 5180   | 5360  | 10250   |
| F                  | 1470  | 6840  | 6170  | 5360   | 5550  | 10630   |
| G                  | 1510  | 7080  | 6380  | 5540   | 5740  | 11010   |
| H                  | 1550  | 7320  | 6590  | 5720   | 5930  | 11390   |
| I                  | 1590  | 7560  | 6800  | 5900   | 6120  | 11760   |
| J                  | 1640  | 7800  | 7010  | 6080   | 6320  | 12140   |
| K                  | 1680  | 8040  | 7220  | 6260   | 6510  | 12520   |
| L                  | 1720  | 8280  | 7430  | 6440   | 6700  | 12900   |
| M                  | 1760  | 8520  | 7640  | 6620   | 6890  | 13280   |
| N                  | 1800  | 8760  | 7850  | 6800   | 7080  | 13650   |
| O                  | 1850  | 9000  | 8060  | 6980   | 7280  | 14030   |
| P                  | 1890  | 9240  | 8270  | 7160   | 7470  | 14410   |
| Q                  | 1930  | 9480  | 8480  | 7340   | 7660  | 14790   |
| R                  | 1970  | 9720  | 8690  | 7520   | 7850  | 15170   |
| DIMENSIONS:        |   |   |   |  |   |   |
| Outside Height     | 17  | 35  | 35  | 35   | 35  | 34.5  |
| Outside Width      | 27  | 69  | 56  | 46   | 66  | 117   |
| Outside Depth      | 24  | 40  | 40  | 40   | 43  | 39  |
| Inside Height      |   | 17  | 17  | 17   | 17  | 15.5  |
| Inside Width       |   | 44  | 43  | 46   | 42  | 105   |
| Inside Depth       |   | 25  | 25  | 25   | 25  | 22  |
| Seat Height        |   | 20  | 20  | 20   | 20  | 19  |
| Arm Height         |   | 28  | 28  |  |   | 29.5  |
| RECLINERS:         |   |   |   |  |   |   |
| Wall Clearance     |   |   |   |  |   |   |
| Footrest           |   |   |   |  |   |   |
| Fully Reclined     |   |   |   |  |   |   |
| COM YDG (54"Plain) | 2.5   | 14  | 12.5  | 10.5   | 17  | 23  |
| CARTON WEIGHT      | 30  | 160   | 135   | 110  | 105   | 300   |
| STANDARD TRIM      | Double Needle   | Double Needle   | Double Needle   | Double Needle  | Double Needle   | Welt  |
| OPTIONAL TRIM      |   |   |   |  |   |   |
| STD SEAT CUSHION   | Poly Fiber  | Spring Poly   | Spring Poly   | Spring Poly  | Spring Poly   | Poly Fiber  |
| STD BACK CUSHION   |   | Premium Fiber   | Premium Fiber   | Premium Fiber  | Premium Fiber   | Premium Fiber   |
| STD D RINGS/SNAPS  |   | Y   | Y   | Y  | Y   |   |
| STANDARD FINISH    | N/A   | N/A   | N/A   | N/A  | N/A   | Must Specify  |
| STD LEGS/FEET      | K' Casters  | K' Casters  | K' Casters  | K' Casters   | K' Casters  |   |
| WOOD SPECIES       | N/A   | N/A   | N/A   | N/A  | N/A   | Ash   |
| STANDARD BASE      |   |   |   |  |   |   |
| STD MECHANISM      |   |   |   |  |   |   |
| OPT MECHANISM      |   |   |   |  |   |   |
| SPECIAL NOTES      | Opt. Bunn Foot Avail.   | Opt. Bunn Foot Avail.   | Opt. Bunn Foot Avail.   | Opt. Bunn Foot Avail.  | Opt. Bunn Foot Avail.   |   |






|                    |   |                    |   |  |   |                    |
|--------------------|---|--------------------|---|--|---|--------------------|
|                    |  | NO IMAGE AVAILABLE |  |  |  | NO IMAGE AVAILABLE |
| STYLE NUMBER:      | 3440-1L or -1R  | 3442-10            | 3442-35   | 3444   | 3500  | 3502               |
| STYLE NAME:        | Rockies   | Rockies            | Rockies   | Rockies  | West Elm  | West Elm           |
| DESCRIPTION:       | Left or Right Arm Sofa  | Armless Chair      | Corner Chair  | Large Ottoman  | Sofa  | Chair              |
| LEATHER GRADE:     |   |                    |   |  |   |                    |
| 1                  | 7980  | 4130               | 5100  | 2520   | 10110   | 4880               |
| 2                  | 8510  | 4380               | 5450  | 2690   | 10880   | 5220               |
| 3                  | 9030  | 4640               | 5790  | 2850   | 11640   | 5570               |
| 4                  | 9560  | 4890               | 6140  | 3020   | 12410   | 5910               |
| 5                  | 10080   | 5150               | 6480  | 3180   | 13170   | 6260               |
| 6                  | 10610   | 5400               | 6830  | 3350   | 13940   | 6600               |
| 7                  | 11130   | 5660               | 7170  | 3510   | 14700   | 6950               |
| 8                  | 11660   | 5910               | 7520  | 3680   | 15470   | 7290               |
| 9                  | 12180   | 6170               | 7860  | 3840   | 16230   | 7640               |
| 10                 | 12710   | 6420               | 8210  | 4010   | 17000   | 7980               |
| COM                | 5940  | 3150               | 3780  | 1830   | 7220  | 3570               |
| FABRIC:            |   |                    |   |  |   |                    |
| A                  | 6340  | 3390               | 4050  | 1990   | 7630  | 3810               |
| B                  | 6480  | 3460               | 4140  | 2030   | 7830  | 3900               |
| C                  | 6610  | 3530               | 4230  | 2060   | 8020  | 3990               |
| D                  | 6890  | 3660               | 4400  | 2130   | 8400  | 4160               |
| E                  | 7170  | 3800               | 4570  | 2210   | 8790  | 4330               |
| F                  | 7440  | 3940               | 4750  | 2280   | 9170  | 4510               |
| G                  | 7720  | 4080               | 4920  | 2350   | 9550  | 4680               |
| H                  | 7990  | 4220               | 5100  | 2420   | 9940  | 4860               |
| I                  | 8270  | 4350               | 5270  | 2490   | 10320   | 5030               |
| J                  | 8550  | 4490               | 5440  | 2570   | 10710   | 5200               |
| K                  | 8820  | 4630               | 5620  | 2640   | 11090   | 5380               |
| L                  | 9100  | 4770               | 5790  | 2710   | 11470   | 5550               |
| M                  | 9370  | 4910               | 5970  | 2780   | 11860   | 5730               |
| N                  | 9650  | 5040               | 6140  | 2850   | 12240   | 5900               |
| O                  | 9930  | 5180               | 6310  | 2930   | 12630   | 6070               |
| P                  | 10200   | 5320               | 6490  | 3000   | 13010   | 6250               |
| Q                  | 10480   | 5460               | 6660  | 3070   | 13390   | 6420               |
| R                  | 10750   | 5600               | 6840  | 3140   | 13780   | 6600               |
| DIMENSIONS:        |   |                    |   |  |   |                    |
| Outside Height     | 34.5  | 34.5               | 34.5  | 19   | 36  | 36                 |
| Outside Width      | 76.5  | 35.5               | 40.5  | 37.5   | 90.5  | 43                 |
| Outside Depth      | 39  | 39                 | 39  | 37.5   | 39  | 39                 |
| Inside Height      | 15.5  | 15.5               | 15.5  |  | 16  | 17.5               |
| Inside Width       | 70.5  | 35.5               | 22.5  |  | 88.5  | 22                 |
| Inside Depth       | 22  | 22                 | 22  |  | 21  | 21                 |
| Seat Height        | 19  | 19                 | 19  |  | 20.5  | 19                 |
| Arm Height         | 29.5  |                    |   |  | 24  | 24                 |
| RECLINERS:         |   |                    |   |  |   |                    |
| Wall Clearance     |   |                    |   |  |   |                    |
| Footrest           |   |                    |   |  |   |                    |
| Fully Reclined     |   |                    |   |  |   |                    |
| COM YDG (54"Plain) | 16  | 8                  | 10.5  | 4  | 24  | 11                 |
| CARTON WEIGHT      | 160   | 80                 | 110   | 60   | 200   | 110                |
| STANDARD TRIM      | Welt  | Welt               | Welt  | Welt   | Welt  | Welt               |
| OPTIONAL TRIM      |   |                    |   |  |   |                    |
| STD SEAT CUSHION   | Poly Fiber  | Poly Fiber         | Poly Fiber  | Poly Fiber   | Blend Down  | Blend Down         |
| STD BACK CUSHION   | Premium Fiber   | Premium Fiber      | Premium Fiber   |  | Blend Down  | Blend Down         |
| STD D RINGS/SNAPS  |   |                    |   |  |   |                    |
| STANDARD FINISH    | Must Specify  | Must Specify       | Must Specify  | Must Specify   | Must Specify  | Must specify       |
| STD LEGS/FEET      |   |                    |   |  |   |                    |
| WOOD SPECIES       | Ash   | Ash                | Ash   | Ash  | Maple   | Maple              |
| STANDARD BASE      |   |                    |   |  |   |                    |
| STD MECHANISM      |   |                    |   |  |   |                    |
| OPT MECHANISM      |   |                    |   |  |   |                    |
| SPECIAL NOTES      |   |                    |   |  |   |                    |






|                     | NO IMAGE AVAILABLE | NO IMAGE AVAILABLE |  | NO IMAGE AVAILABLE |  |  |
|---------------------|--------------------|--------------------|---|--------------------|---|---|
| STYLE NUMBER:       | 3503               | 3510               | 3512  | 3513               | 3540  | 3540T   |
| STYLE NAME:         | West Elm           | East End           | East End  | East End           | Leandor   | Leandor   |
| DESCRIPTION:        | Ottoman            | Sofa               | Chair   | Ottoman            | Sofa  | Sofa<br>(Tapered Legs)  |
| LEATHER GRADE:      |                    |                    |   |                    |   |   |
| 1                   | 1800               | 10110              | 4880  | 1800               | 9270  | 9450  |
| 2                   | 1910               | 10880              | 5220  | 1910               | 9930  | 10080   |
| 3                   | 2010               | 11640              | 5570  | 2010               | 10590   | 10710   |
| 4                   | 2120               | 12410              | 5910  | 2120               | 11250   | 11340   |
| 5                   | 2220               | 13170              | 6260  | 2220               | 11910   | 11970   |
| 6                   | 2330               | 13940              | 6600  | 2330               | 12570   | 12600   |
| 7                   | 2430               | 14700              | 6950  | 2430               | 13230   | 13230   |
| 8                   | 2540               | 15470              | 7290  | 2540               | 13890   | 13860   |
| 9                   | 2640               | 16230              | 7640  | 2640               | 14550   | 14490   |
| 10                  | 2750               | 17000              | 7980  | 2750               | 15210   | 15120   |
| COM                 | 1350               | 7220               | 3570  | 1350               | 6840  | 6990  |
| FABRIC:             |                    |                    |   |                    |   |   |
| A                   | 1500               | 7630               | 3810  | 1500               | 7340  | 7470  |
| B                   | 1520               | 7830               | 3900  | 1520               | 7500  | 7630  |
| C                   | 1540               | 8020               | 3990  | 1540               | 7670  | 7790  |
| D                   | 1580               | 8400               | 4160  | 1580               | 8000  | 8100  |
| E                   | 1620               | 8790               | 4330  | 1620               | 8330  | 8420  |
| F                   | 1660               | 9170               | 4510  | 1660               | 8660  | 8740  |
| G                   | 1710               | 9550               | 4680  | 1710               | 8990  | 9060  |
| H                   | 1750               | 9940               | 4860  | 1750               | 9320  | 9380  |
| I                   | 1790               | 10320              | 5030  | 1790               | 9650  | 9690  |
| J                   | 1830               | 10710              | 5200  | 1830               | 9980  | 10010   |
| K                   | 1870               | 11090              | 5380  | 1870               | 10310   | 10330   |
| L                   | 1920               | 11470              | 5550  | 1920               | 10640   | 10650   |
| M                   | 1960               | 11860              | 5730  | 1960               | 10970   | 10970   |
| N                   | 2000               | 12240              | 5900  | 2000               | 11300   | 11280   |
| O                   | 2040               | 12630              | 6070  | 2040               | 11630   | 11600   |
| P                   | 2080               | 13010              | 6250  | 2080               | 11960   | 11920   |
| Q                   | 2130               | 13390              | 6420  | 2130               | 12290   | 12240   |
| R                   | 2170               | 13780              | 6600  | 2170               | 12620   | 12560   |
| DIMENSIONS:         |                    |                    |   |                    |   |   |
| Outside Height      |                    | 36                 | 36  |                    | 36  | 36  |
| Outside Width       |                    | 90.5               | 43  |                    | 90  | 90  |
| Outside Depth       |                    | 39                 | 39  |                    | 39  | 39  |
| Inside Height       |                    | 16                 | 17.5  |                    | 17  | 17  |
| Inside Width        |                    | 88.5               | 22  |                    | 70  | 70  |
| Inside Depth        |                    | 21                 | 21  |                    | 22  | 22  |
| Seat Height         |                    | 20.5               | 19  |                    | 20  | 20  |
| Arm Height          |                    | 24                 | 24  |                    | 22  | 22  |
| RECLINERS:          |                    |                    |   |                    |   |   |
| Wall Clearance      |                    |                    |   |                    |   |   |
| Footrest            |                    |                    |   |                    |   |   |
| Fully Reclined      |                    |                    |   |                    |   |   |
| COM YDG (54" Plain) | 4                  | 24                 | 11  | 4                  | 18.5  | 18.5  |
| CARTON WEIGHT       | 30                 | 200                | 110   | 30                 | 200   | 200   |
| STANDARD TRIM       | Welt               | Welt               | Welt  | Welt               | Double Needle   | Double Needle   |
| OPTIONAL TRIM       |                    |                    |   |                    |   |   |
| STD SEAT CUSHION    |                    | Blend Down         | Blend Down  |                    | Spring Poly   | Blend Down  |
| STD BACK CUSHION    |                    | Blend Down         | Blend Down  |                    | Premium Fiber   | Blend Down  |
| STD D RINGS/SNAPS   |                    |                    |   |                    |   |   |
| STANDARD FINISH     | Must specify       | Must specify       | Must specify  | Must specify       | N/A   | Must Specify  |
| STD LEGS/FEET       |                    |                    |   |                    | Uph'd Bunn  |   |
| WOOD SPECIES        | Maple              | Maple              | Maple   | Maple              | N/A   | Maple   |
| STANDARD BASE       |                    |                    |   |                    |   |   |
| STD MECHANISM       |                    |                    |   |                    |   |   |
| OPT MECHANISM       |                    |                    |   |                    |   |   |
| SPECIAL NOTES       |                    |                    |   |                    | Opt. Bunn Foot Avail.   |   |














|                    |  |  | NO IMAGE AVAILABLE                   |  |  |  |
|--------------------|---|---|--------------------------------------|--|---|---|
| STYLE NUMBER:      | 3540-1L or -1R  | 3540-68S  | 3540-68S-1L or 1R                    | 3540L or R   | 3542-10   | 3542-20 or -21  |
| STYLE NAME:        | Leandor   | Leandor   | Leandor                              | Leandor  | Leandor   | Leandor   |
| DESCRIPTION:       | Left or Right Arm Sofa  | Sleeper Sofa (Queen)  | Left or Right Arm Queen Sleeper Sofa | Left Arm Right Corner or Rt Arm Left Corner Sofa                                   | Armless Chair   | Right or Left Arm Chair   |
| LEATHER GRADE:     |   |   |                                      |  |   |   |
| 1                  | 8900  | 11210   | 10830                                | 9720   | 3950  | 4770  |
| 2                  | 9470  | 11840   | 11420                                | 10350  | 4140  | 5040  |
| 3                  | 10040   | 12470   | 12000                                | 10980  | 4340  | 5310  |
| 4                  | 10610   | 13100   | 12590                                | 11610  | 4530  | 5580  |
| 5                  | 11180   | 13730   | 13170                                | 12240  | 4730  | 5850  |
| 6                  | 11750   | 14360   | 13760                                | 12870  | 4920  | 6120  |
| 7                  | 12320   | 14990   | 14340                                | 13500  | 5120  | 6390  |
| 8                  | 12890   | 15620   | 14930                                | 14130  | 5310  | 6660  |
| 9                  | 13460   | 16250   | 15510                                | 14760  | 5510  | 6930  |
| 10                 | 14030   | 16880   | 16100                                | 15390  | 5700  | 7200  |
| COM                | 6660  | 8480  | 8100                                 | 7220   | 3090  | 3620  |
| FABRIC:            |   |   |                                      |  |   |   |
| A                  | 7140  | 9240  | 8870                                 | 7740   | 3350  | 3900  |
| B                  | 7290  | 9410  | 9030                                 | 7910   | 3410  | 3980  |
| C                  | 7440  | 9570  | 9200                                 | 8070   | 3470  | 4050  |
| D                  | 7740  | 9900  | 9530                                 | 8400   | 3590  | 4200  |
| E                  | 8040  | 10230   | 9860                                 | 8730   | 3710  | 4350  |
| F                  | 8340  | 10560   | 10190                                | 9060   | 3830  | 4500  |
| G                  | 8640  | 10890   | 10520                                | 9390   | 3950  | 4650  |
| H                  | 8940  | 11220   | 10850                                | 9720   | 4070  | 4800  |
| I                  | 9240  | 11550   | 11180                                | 10050  | 4190  | 4950  |
| J                  | 9540  | 11880   | 11510                                | 10380  | 4310  | 5100  |
| K                  | 9840  | 12210   | 11840                                | 10710  | 4430  | 5250  |
| L                  | 10140   | 12540   | 12170                                | 11040  | 4550  | 5400  |
| M                  | 10440   | 12870   | 12500                                | 11370  | 4670  | 5550  |
| N                  | 10740   | 13200   | 12830                                | 11700  | 4790  | 5700  |
| O                  | 11040   | 13530   | 13160                                | 12030  | 4910  | 5850  |
| P                  | 11340   | 13860   | 13490                                | 12360  | 5030  | 6000  |
| Q                  | 11640   | 14190   | 13820                                | 12690  | 5150  | 6150  |
| R                  | 11940   | 14520   | 14150                                | 13020  | 5270  | 6300  |
| DIMENSIONS:        |   |   |                                      |  |   |   |
| Outside Height     | 36  | 36  | 36                                   | 36   | 36  | 36  |
| Outside Width      | 83  | 90  | 83                                   | 96   | 26  | 33  |
| Outside Depth      | 39  | 39  | 39                                   | 39   | 39  | 39  |
| Inside Height      | 17  | 17  | 17                                   | 17   | 17  | 17  |
| Inside Width       | 73  | 70  | 73                                   | 66   | 26  | 24  |
| Inside Depth       | 22  | 22  | 22                                   | 22   | 22  | 22  |
| Seat Height        | 20  | 20  | 20                                   | 20   | 20  | 20  |
| Arm Height         | 22  | 22  | 22                                   | 22   |   | 22  |
| RECLINERS:         |   |   |                                      |  |   |   |
| Wall Clearance     |   |   |                                      |  |   |   |
| Footrest           |   |   |                                      |  |   |   |
| Fully Reclined     |   |   |                                      |  |   |   |
| COM YDG (54"Plain) | 17  | 19  | 18                                   | 19   | 6.5   | 8.5   |
| CARTON WEIGHT      | 185   | 300   | 300                                  | 175  | 70  | 85  |
| STANDARD TRIM      | Double Needle   | Double Needle   | Double Needle                        | Double Needle  | Double Needle   | Double Needle   |
| OPTIONAL TRIM      |   |   |                                      |  |   |   |
| STD SEAT CUSHION   | Spring Poly   | Spring Poly   | Spring Poly                          | Spring Poly  | Spring Poly   | Spring Poly   |
| STD BACK CUSHION   | Premium Fiber   | Premium Fiber   | Premium Fiber                        | Premium Fiber  | Premium Fiber   | Premium Fiber   |
| STD D RINGS/SNAPS  |   |   |                                      |  |   |   |
| STANDARD FINISH    | N/A   | N/A   | N/A                                  | N/A  | N/A   | N/A   |
| STD LEGS/FEET      | Uph'd Bunn  | Uph'd Bunn  | Uph'd Bunn                           | Uph'd Bunn   | Uph'd Bunn  | Uph'd Bunn  |
| WOOD SPECIES       | N/A   | N/A   | N/A                                  | N/A  | N/A   | N/A   |
| STANDARD BASE      |   |   |                                      |  |   |   |
| STD MECHANISM      |   | Leggett & Platt   | Leggett & Platt                      |  |   |   |
| OPT MECHANISM      |   | Air Dream - \$690   | Air Dream - \$690                    |  |   |   |
| SPECIAL NOTES      | Opt. Bunn Foot Avail.   | Opt. Bunn Foot Avail.   | Opt. Bunn Foot Avail.                | Opt. Bunn Foot Avail.  | Opt. Bunn Foot Avail.   | Opt. Bunn Foot Avail.   |






|                     |  |  | NO IMAGE AVAILABLE         |  |  |  |
|---------------------|---|---|----------------------------|--|---|---|
| STYLE NUMBER:       | 3542-35   | 3545  | 3545-1L or -1R             | 3549   | 3570-80   | 3570-87   |
| STYLE NAME:         | Leandor   | Leandor   | Leandor                    | Leandor  | Louisa  | Louisa  |
| DESCRIPTION:        | Corner Chair  | Loveseat  | Left or Right Arm Loveseat | Wedge  | Sofa  | Sofa  |
| LEATHER GRADE:      |   |   |                            |  |   |   |
| 1                   | 4910  | 7280  | 7010                       | 6780   | 8580  | 9770  |
| 2                   | 5250  | 7770  | 7490                       | 7200   | 9180  | 10460   |
| 3                   | 5600  | 8270  | 7970                       | 7620   | 9780  | 11150   |
| 4                   | 5940  | 8760  | 8450                       | 8040   | 10380   | 11840   |
| 5                   | 6290  | 9260  | 8930                       | 8460   | 10980   | 12530   |
| 6                   | 6630  | 9750  | 9410                       | 8880   | 11580   | 13220   |
| 7                   | 6980  | 10250   | 9890                       | 9300   | 12180   | 13910   |
| 8                   | 7320  | 10740   | 10370                      | 9720   | 12780   | 14600   |
| 9                   | 7670  | 11240   | 10850                      | 10140  | 13380   | 15290   |
| 10                  | 8010  | 11730   | 11330                      | 10560  | 13980   | 15980   |
| COM                 | 3570  | 5340  | 5180                       | 5150   | 6300  | 7340  |
| FABRIC:             |   |   |                            |  |   |   |
| A                   | 3890  | 5670  | 5520                       | 5550   | 6740  | 7770  |
| B                   | 3980  | 5810  | 5640                       | 5660   | 6900  | 7970  |
| C                   | 4070  | 5940  | 5760                       | 5780   | 7050  | 8160  |
| D                   | 4250  | 6210  | 6000                       | 6000   | 7350  | 8550  |
| E                   | 4430  | 6480  | 6240                       | 6230   | 7660  | 8940  |
| F                   | 4610  | 6750  | 6480                       | 6460   | 7970  | 9330  |
| G                   | 4790  | 7020  | 6720                       | 6690   | 8270  | 9720  |
| H                   | 4970  | 7290  | 6960                       | 6920   | 8580  | 10110   |
| I                   | 5150  | 7560  | 7200                       | 7140   | 8880  | 10500   |
| J                   | 5330  | 7830  | 7440                       | 7370   | 9190  | 10890   |
| K                   | 5510  | 8100  | 7680                       | 7600   | 9500  | 11280   |
| L                   | 5690  | 8370  | 7920                       | 7830   | 9800  | 11670   |
| M                   | 5870  | 8640  | 8160                       | 8060   | 10110   | 12060   |
| N                   | 6050  | 8910  | 8400                       | 8280   | 10410   | 12450   |
| O                   | 6230  | 9180  | 8640                       | 8510   | 10720   | 12840   |
| P                   | 6410  | 9450  | 8880                       | 8740   | 11030   | 13230   |
| Q                   | 6590  | 9720  | 9120                       | 8970   | 11330   | 13620   |
| R                   | 6770  | 9990  | 9360                       | 9200   | 11640   | 14010   |
| DIMENSIONS:         |   |   |                            |  |   |   |
| Outside Height      | 36  | 36  | 36                         | 36   | 36  | 36  |
| Outside Width       | 39  | 67  | 57                         | 72   | 80  | 87  |
| Outside Depth       | 39  | 39  | 39                         | 39   | 38  | 38  |
| Inside Height       | 17  | 17  | 17                         | 17   | 16  | 16  |
| Inside Width        | 24  | 46  | 48                         | 50   | 61  | 68  |
| Inside Depth        | 22  | 22  | 22                         | 22   | 22  | 22  |
| Seat Height         | 20  | 20  | 20                         | 20   | 20  | 20  |
| Arm Height          |   | 22  | 22                         |  | 24  | 24  |
| RECLINERS:          |   |   |                            |  |   |   |
| Wall Clearance      |   |   |                            |  |   |   |
| Footrest            |   |   |                            |  |   |   |
| Fully Reclined      |   |   |                            |  |   |   |
| COM YDG (54" Plain) | 10.5  | 15  | 14                         | 13   | 18  | 23  |
| CARTON WEIGHT       | 100   | 150   | 115                        | 145  | 155   | 175   |
| STANDARD TRIM       | Double Needle   | Double Needle   | Double Needle              | Double Needle  | Welt  | Welt  |
| OPTIONAL TRIM       |   |   |                            |  |   |   |
| STD SEAT CUSHION    | Spring Poly   | Spring Poly   | Spring Poly                | Spring Poly  | Blend Down  | Blend Down  |
| STD BACK CUSHION    | Premium Fiber   | Premium Fiber   | Premium Fiber              | Premium Fiber  | Blend Down  | Blend Down  |
| STD D RINGS/SNAPS   |   |   |                            |  |   |   |
| STANDARD FINISH     | N/A   | N/A   | N/A                        | N/A  | Must specify  | Must specify  |
| STD LEGS/FEET       | Uph'd Bunn  | Uph'd Bunn  | Uph'd Bunn                 | Uph'd Bunn   |   |   |
| WOOD SPECIES        | N/A   | N/A   | N/A                        | N/A  | Maple   | Maple   |
| STANDARD BASE       |   |   |                            |  |   |   |
| STD MECHANISM       |   |   |                            |  |   |   |
| OPT MECHANISM       |   |   |                            |  |   |   |
| SPECIAL NOTES       | Opt. Bunn Foot Avail.   | Opt. Bunn Foot Avail.   | Opt. Bunn Foot Avail.      | Opt. Bunn Foot Avail.  | (2) Std 'A' 20" Pillows   | (2) Std 'A' 20" Pillows   |






|                     |   |  |   |  |   |   |
|---------------------|---|--|---|--|---|---|
|                     |  | NO IMAGE AVAILABLE                               |  |  |  |  |
| STYLE NUMBER:       | 3570-1L or 1R   | 3570L or R                                       | 3571  | 3572   | 3573  | 3574  |
| STYLE NAME:         | Louisa  | Louisa   | Louisa  | Louisa   | Louisa  | Louisa  |
| DESCRIPTION:        | Left or Right Arm Sofa  | Left Arm Right Corner or Rt Arm Left Corner Sofa | Chair & 1/2   | Chair  | Ottoman   | Large Ottoman   |
| LEATHER GRADE:      |   |  |   |  |   |   |
| 1                   | 8880  | 9600   | 5990  | 4790   | 1790  | 2550  |
| 2                   | 9500  | 10260  | 6410  | 5120   | 1910  | 2700  |
| 3                   | 10110   | 10920  | 6830  | 5450   | 2030  | 2850  |
| 4                   | 10730   | 11580  | 7250  | 5780   | 2150  | 3000  |
| 5                   | 11340   | 12240  | 7670  | 6110   | 2270  | 3150  |
| 6                   | 11960   | 12900  | 8090  | 6440   | 2390  | 3300  |
| 7                   | 12570   | 13560  | 8510  | 6770   | 2510  | 3450  |
| 8                   | 13190   | 14220  | 8930  | 7100   | 2630  | 3600  |
| 9                   | 13800   | 14880  | 9350  | 7430   | 2750  | 3750  |
| 10                  | 14420   | 15540  | 9770  | 7760   | 2870  | 3900  |
| COM                 | 6530  | 7100   | 4380  | 3560   | 1280  | 1890  |
| FABRIC:             |   |  |   |  |   |   |
| A                   | 6900  | 7470   | 4700  | 3770   | 1380  | 2060  |
| B                   | 7070  | 7670   | 4800  | 3860   | 1410  | 2100  |
| C                   | 7230  | 7860   | 4910  | 3950   | 1440  | 2130  |
| D                   | 7560  | 8250   | 5120  | 4130   | 1500  | 2190  |
| E                   | 7890  | 8640   | 5330  | 4310   | 1560  | 2260  |
| F                   | 8220  | 9030   | 5540  | 4490   | 1620  | 2330  |
| G                   | 8550  | 9420   | 5750  | 4670   | 1680  | 2390  |
| H                   | 8880  | 9810   | 5960  | 4850   | 1740  | 2460  |
| I                   | 9210  | 10200  | 6170  | 5030   | 1800  | 2520  |
| J                   | 9540  | 10590  | 6380  | 5210   | 1860  | 2590  |
| K                   | 9870  | 10980  | 6590  | 5390   | 1920  | 2660  |
| L                   | 10200   | 11370  | 6800  | 5570   | 1980  | 2720  |
| M                   | 10530   | 11760  | 7010  | 5750   | 2040  | 2790  |
| N                   | 10860   | 12150  | 7220  | 5930   | 2100  | 2850  |
| O                   | 11190   | 12540  | 7430  | 6110   | 2160  | 2920  |
| P                   | 11520   | 12930  | 7640  | 6290   | 2220  | 2990  |
| Q                   | 11850   | 13320  | 7850  | 6470   | 2280  | 3050  |
| R                   | 12180   | 13710  | 8060  | 6650   | 2340  | 3120  |
| DIMENSIONS:         |   |  |   |  |   |   |
| Outside Height      | 36  | 36   | 36  | 36   | 18  | 18  |
| Outside Width       | 80  | 92   | 57  | 42   | 26  | 37  |
| Outside Depth       | 38  | 38   | 37  | 38   | 21  | 28  |
| Inside Height       | 16  | 16   | 16  | 16   |   |   |
| Inside Width        | 70  | 73   | 37  | 22   |   |   |
| Inside Depth        | 22  | 22   | 22  | 22   |   |   |
| Seat Height         | 20  | 20   | 20  | 20   |   |   |
| Arm Height          | 24  | 24   | 24  | 24   |   |   |
| RECLINERS:          |   |  |   |  |   |   |
| Wall Clearance      |   |  |   |  |   |   |
| Footrest            |   |  |   |  |   |   |
| Fully Reclined      |   |  |   |  |   |   |
| COM YDG (54" Plain) | 18  | 19   | 12  | 10   | 3   | 4   |
| CARTON WEIGHT       | 140   | 155  | 110   | 80   | 25  | 40  |
| STANDARD TRIM       | Welt  | Welt   | Welt  | Welt   | Welt  | Welt  |
| OPTIONAL TRIM       |   |  |   |  |   |   |
| STD SEAT CUSHION    | Blend Down  | Blend Down                                       | Blend Down  | Blend Down   | Poly Fiber  | Poly Fiber  |
| STD BACK CUSHION    | Blend Down  | Blend Down                                       | Blend Down  | Blend Down   |   |   |
| STD D RINGS/SNAPS   |   |  |   |  |   |   |
| STANDARD FINISH     | Must specify  | Must specify                                     | Must specify  | Must specify   | Must specify  | Must specify  |
| STD LEGS/FEET       |   |  |   |  |   |   |
| WOOD SPECIES        | Maple   | Maple  | Maple   | Maple  | Maple   | Maple   |
| STANDARD BASE       |   |  |   |  |   |   |
| STD MECHANISM       |   |  |   |  |   |   |
| OPT MECHANISM       |   |  |   |  |   |   |
| SPECIAL NOTES       | (1) Std 'A' 20" Pillow  | (1) Std 'A' 20" Pillow                           | (2) Std 'A' 20" Pillows   |  |   |   |

|                     | NO IMAGE AVAILABLE      |  |  |  |  |  |
|---------------------|-------------------------|---|---|--|---|---|
| STYLE NUMBER:       | 3575                    | 3575-1L or -1R  | 3579  | 4009   | 4134  | 4160  |
| STYLE NAME:         | Louisa                  | Louisa  | Louisa  | Limelight  | Keller  | Ross  |
| DESCRIPTION:        | Loveseat                | Left or Right Arm Loveseat  | Wedge   | Dining Chair   | Bench   | Sofa  |
| LEATHER GRADE:      |                         |   |   |  |   |   |
| 1                   | 7320                    | 6720  | 6870  | 1880   | 2700  | 8210  |
| 2                   | 7860                    | 7190  | 7280  | 1980   | 2870  | 8700  |
| 3                   | 8400                    | 7650  | 7680  | 2090   | 3030  | 9200  |
| 4                   | 8940                    | 8120  | 8090  | 2190   | 3200  | 9690  |
| 5                   | 9480                    | 8580  | 8490  | 2300   | 3360  | 10190   |
| 6                   | 10020                   | 9050  | 8900  | 2400   | 3530  | 10680   |
| 7                   | 10560                   | 9510  | 9300  | 2510   | 3690  | 11180   |
| 8                   | 11100                   | 9980  | 9710  | 2610   | 3860  | 11670   |
| 9                   | 11640                   | 10440   | 10110   | 2720   | 4020  | 12170   |
| 10                  | 12180                   | 10910   | 10520   | 2820   | 4190  | 12660   |
| COM                 | 5340                    | 4940  | 5250  | 1400   | 1980  | 6080  |
| FABRIC:             |                         |   |   |  |   |   |
| A                   | 5730                    | 5300  | 5650  | 1560   | 2170  | 6600  |
| B                   | 5870                    | 5420  | 5760  | 1580   | 2210  | 6720  |
| C                   | 6000                    | 5540  | 5870  | 1600   | 2240  | 6840  |
| D                   | 6270                    | 5780  | 6090  | 1640   | 2310  | 7080  |
| E                   | 6540                    | 6020  | 6320  | 1680   | 2390  | 7320  |
| F                   | 6810                    | 6260  | 6540  | 1720   | 2460  | 7560  |
| G                   | 7080                    | 6500  | 6760  | 1770   | 2530  | 7800  |
| H                   | 7350                    | 6740  | 6980  | 1810   | 2600  | 8040  |
| I                   | 7620                    | 6980  | 7200  | 1850   | 2670  | 8280  |
| J                   | 7890                    | 7220  | 7430  | 1890   | 2750  | 8520  |
| K                   | 8160                    | 7460  | 7650  | 1930   | 2820  | 8760  |
| L                   | 8430                    | 7700  | 7870  | 1980   | 2890  | 9000  |
| M                   | 8700                    | 7940  | 8090  | 2020   | 2960  | 9240  |
| N                   | 8970                    | 8180  | 8310  | 2060   | 3030  | 9480  |
| O                   | 9240                    | 8420  | 8540  | 2100   | 3110  | 9720  |
| P                   | 9510                    | 8660  | 8760  | 2140   | 3180  | 9960  |
| Q                   | 9780                    | 8900  | 8980  | 2190   | 3250  | 10200   |
| R                   | 10050                   | 9140  | 9200  | 2230   | 3320  | 10440   |
| DIMENSIONS:         |                         |   |   |  |   |   |
| Outside Height      | 36                      | 36  | 36  | 29.5   | 26  | 35  |
| Outside Width       | 65                      | 57  | 74  | 22   | 49  | 80  |
| Outside Depth       | 38                      | 38  | 41  | 22.5   | 21  | 35  |
| Inside Height       | 16                      | 16  | 16  | 10.5   | 6   | 17  |
| Inside Width        | 46                      | 47  | 56  | 22   | 42  | 70  |
| Inside Depth        | 22                      | 22  | 22  | 17.5   | 21  | 22  |
| Seat Height         | 20                      | 20  | 20  | 19   | 19  | 20  |
| Arm Height          | 24                      | 24  |   |  | 26  | 24  |
| RECLINERS:          |                         |   |   |  |   |   |
| Wall Clearance      |                         |   |   |  |   |   |
| Footrest            |                         |   |   |  |   |   |
| Fully Reclined      |                         |   |   |  |   |   |
| COM YDG (54" Plain) | 15.5                    | 14  | 13  | 3  | 4.5   | 14.5  |
| CARTON WEIGHT       | 125                     | 120   | 110   | 40   | 45  | 150   |
| STANDARD TRIM       | Welt                    | Welt  | Welt  | Welt   | Top Stitched  | Welt  |
| OPTIONAL TRIM       |                         |   |   |  |   | Nailhead - \$330  |
| STD SEAT CUSHION    | Blend Down              | Blend Down  | Blend Down  | Poly Fiber   | Poly Fiber  | Poly Fiber  |
| STD BACK CUSHION    | Blend Down              | Blend Down  | Blend Down  | Poly Fiber   |   | Poly Fiber  |
| STD D RINGS/SNAPS   |                         |   |   |  |   |   |
| STANDARD FINISH     | Must specify            | Must specify  | Must specify  | Must Specify   | N/A   | N/A   |
| STD LEGS/FEET       |                         |   |   |  |   | Aluminum  |
| WOOD SPECIES        | Maple                   | Maple   | Maple   | Maple  | N/A   | N/A   |
| STANDARD BASE       |                         |   |   |  |   |   |
| STD MECHANISM       |                         |   |   |  |   |   |
| OPT MECHANISM       |                         |   |   |  |   |   |
| SPECIAL NOTES       | (2) Std 'A' 20" Pillows | (1) Std 'A' 20" Pillow  | (1) Std 'A' 20" Pillow  |  |   |   |





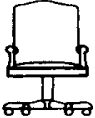
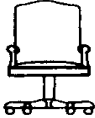
|                    |   |   |   |  |   |   |
|--------------------|---|---|---|--|---|---|
|                    |  |  |  |  |  |  |
| STYLE NUMBER:      | 4162  | 4163  | 4180  | 4185-59  | 4212  | 4302  |
| STYLE NAME:        | Ross  | Ross  | After Hours   | After Hours  | Romneus   | Blair   |
| DESCRIPTION:       | Chair   | Ottoman   | Sofa  | Armless Loveseat   | Swivel Chair  | Chair   |
| LEATHER GRADE:     |   |   |   |  |   |   |
| 1                  | 4640  | 1880  | 8240  | 5250   | 3390  | 4110  |
| 2                  | 4920  | 1970  | 8880  | 5610   | 3590  | 4410  |
| 3                  | 5210  | 2060  | 9530  | 5970   | 3780  | 4710  |
| 4                  | 5490  | 2150  | 10170   | 6330   | 3980  | 5010  |
| 5                  | 5780  | 2240  | 10820   | 6690   | 4170  | 5310  |
| 6                  | 6060  | 2330  | 11460   | 7050   | 4370  | 5610  |
| 7                  | 6350  | 2420  | 12110   | 7410   | 4560  | 5910  |
| 8                  | 6630  | 2510  | 12750   | 7770   | 4760  | 6210  |
| 9                  | 6920  | 2600  | 13400   | 8130   | 4950  | 6510  |
| 10                 | 7200  | 2690  | 14040   | 8490   | 5150  | 6810  |
| COM                | 3410  | 1430  | 5730  | 3780   | 2580  | 2910  |
| FABRIC:            |   |   |   |  |   |   |
| A                  | 3720  | 1590  | 6100  | 4120   | 2890  | 3130  |
| B                  | 3780  | 1610  | 6250  | 4200   | 2930  | 3200  |
| C                  | 3840  | 1630  | 6390  | 4270   | 2960  | 3260  |
| D                  | 3960  | 1670  | 6680  | 4430   | 3030  | 3390  |
| E                  | 4080  | 1710  | 6970  | 4590   | 3110  | 3530  |
| F                  | 4200  | 1750  | 7260  | 4740   | 3180  | 3660  |
| G                  | 4320  | 1800  | 7540  | 4900   | 3250  | 3790  |
| H                  | 4440  | 1840  | 7830  | 5050   | 3320  | 3920  |
| I                  | 4560  | 1880  | 8120  | 5210   | 3390  | 4050  |
| J                  | 4680  | 1920  | 8410  | 5370   | 3470  | 4190  |
| K                  | 4800  | 1960  | 8700  | 5520   | 3540  | 4320  |
| L                  | 4920  | 2010  | 8980  | 5680   | 3610  | 4450  |
| M                  | 5040  | 2050  | 9270  | 5830   | 3680  | 4580  |
| N                  | 5160  | 2090  | 9560  | 5990   | 3750  | 4710  |
| O                  | 5280  | 2130  | 9850  | 6150   | 3830  | 4850  |
| P                  | 5400  | 2170  | 10140   | 6300   | 3900  | 4980  |
| Q                  | 5520  | 2220  | 10420   | 6460   | 3970  | 5110  |
| R                  | 5640  | 2260  | 10710   | 6610   | 4040  | 5240  |
| DIMENSIONS:        |   |   |   |  |   |   |
| Outside Height     | 35  | 17  | 29  | 29   | 31  | 43  |
| Outside Width      | 34  | 24  | 105   | 58.5   | 32  | 30  |
| Outside Depth      | 35  | 21  | 35.5  | 35.5   | 31  | 40  |
| Inside Height      | 17  |   | 11.5  | 11.5   | 13  | 24  |
| Inside Width       | 23  |   | 82.5  | 58.5   | 20  | 23  |
| Inside Depth       | 22  |   | 25  | 25   | 22  | 24  |
| Seat Height        | 20  |   | 17.5  | 17.5   | 20  | 19.5  |
| Arm Height         | 24  |   | 29  |  | 25  | 17.5  |
| RECLINERS:         |   |   |   |  |   |   |
| Wall Clearance     |   |   |   |  |   |   |
| Footrest           |   |   |   |  |   |   |
| Fully Reclined     |   |   |   |  |   |   |
| COM YDG (54"Plain) | 7.5   | 3   | 17  | 9.5  | 5.5   | 8.5   |
| CARTON WEIGHT      | 85  | 25  | 215   | 120  | 80  | 70  |
| STANDARD TRIM      | Welt  | Welt  | Top Stitched  | Top Stitched   | Welt  | Welt  |
| OPTIONAL TRIM      | Nailhead - \$240  | Nailhead - \$180  |   |  |   |   |
| STD SEAT CUSHION   | Poly Fiber  | Poly Fiber  | Poly Fiber  | Poly Fiber   | Poly Fiber  | Spring Poly   |
| STD BACK CUSHION   | Poly Fiber  |   | Poly Fiber  | Poly Fiber   | Poly Fiber  | Poly Fiber  |
| STD D RINGS/SNAPS  |   |   |   |  |   |   |
| STANDARD FINISH    | N/A   | N/A   | N/A   | N/A  | N/A   | Must specify  |
| STD LEGS/FEET      | Aluminum  | Aluminum  | Metal   | Metal  | N/A   |   |
| WOOD SPECIES       | N/A   | N/A   | N/A   | N/A  | N/A   | Maple   |
| STANDARD BASE      |   |   |   |  |   |   |
| STD MECHANISM      |   |   |   |  | Swivel  |   |
| OPT MECHANISM      |   |   | Must specify Cardinal<br>Powdercoat finish  | Must specify Cardinal<br>Powdercoat finish   | Swivel Glider \$150   |   |
| SPECIAL NOTES      |   |   |   |  |   |   |







|                     |  |  |  |  | NO IMAGE AVAILABLE     |  |
|---------------------|---|---|---|--|------------------------|---|
| STYLE NUMBER:       | 4312  | 4342-SW   | 4412  | 4440   | 4450-1L or 1R          | 4450-78   |
| STYLE NAME:         | Ria   | Susie-Q   | Metro   | Park Place   | Skyline                | Skyline   |
| DESCRIPTION:        | Swivel Chair  | Swivel Chair  | Chair   | Sofa   | Left or Right Arm Sofa | Armless Sofa  |
| LEATHER GRADE:      |   |   |   |  |                        |   |
| 1                   | 3680  | 3390  | 3840  | 8150   | 9980                   | 8730  |
| 2                   | 3900  | 3620  | 4130  | 8700   | 10640                  | 9270  |
| 3                   | 4130  | 3840  | 4410  | 9260   | 11300                  | 9810  |
| 4                   | 4350  | 4070  | 4700  | 9810   | 11960                  | 10350   |
| 5                   | 4580  | 4290  | 4980  | 10370  | 12620                  | 10890   |
| 6                   | 4800  | 4520  | 5270  | 10920  | 13280                  | 11430   |
| 7                   | 5030  | 4740  | 5550  | 11480  | 13940                  | 11970   |
| 8                   | 5250  | 4970  | 5840  | 12030  | 14600                  | 12510   |
| 9                   | 5480  | 5190  | 6120  | 12590  | 15260                  | 13050   |
| 10                  | 5700  | 5420  | 6410  | 13140  | 15920                  | 13590   |
| COM                 | 2720  | 2520  | 2750  | 5940   | 7370                   | 6570  |
| FABRIC:             |   |   |   |  |                        |   |
| A                   | 3000  | 2790  | 2940  | 6410   | 7900                   | 7160  |
| B                   | 3050  | 2840  | 3000  | 6540   | 8070                   | 7280  |
| C                   | 3100  | 2890  | 3070  | 6660   | 8230                   | 7400  |
| D                   | 3200  | 2990  | 3200  | 6900   | 8570                   | 7640  |
| E                   | 3300  | 3090  | 3330  | 7150   | 8910                   | 7880  |
| F                   | 3400  | 3190  | 3460  | 7400   | 9240                   | 8120  |
| G                   | 3510  | 3300  | 3600  | 7640   | 9580                   | 8360  |
| H                   | 3610  | 3400  | 3730  | 7890   | 9910                   | 8600  |
| I                   | 3710  | 3500  | 3860  | 8130   | 10250                  | 8840  |
| J                   | 3810  | 3600  | 3990  | 8380   | 10590                  | 9080  |
| K                   | 3910  | 3700  | 4120  | 8630   | 10920                  | 9320  |
| L                   | 4020  | 3810  | 4260  | 8870   | 11260                  | 9560  |
| M                   | 4120  | 3910  | 4390  | 9120   | 11590                  | 9800  |
| N                   | 4220  | 4010  | 4520  | 9360   | 11930                  | 10040   |
| O                   | 4320  | 4110  | 4650  | 9610   | 12270                  | 10280   |
| P                   | 4420  | 4210  | 4780  | 9860   | 12600                  | 10520   |
| Q                   | 4530  | 4320  | 4920  | 10100  | 12940                  | 10760   |
| R                   | 4630  | 4420  | 5050  | 10350  | 13270                  | 11000   |
| DIMENSIONS:         |   |   |   |  |                        |   |
| Outside Height      | 29  | 30.5  | 31.5  | 32   | 38                     | 38  |
| Outside Width       | 28.5  | 31.5  | 34.5  | 87   | 83                     | 78  |
| Outside Depth       | 32  | 31  | 34  | 38   | 40                     | 40  |
| Inside Height       | 8.5   | 11  | 12  | 12   | 18                     | 18  |
| Inside Width        | 19  | 20.5  | 22  | 72   | 69                     | 75  |
| Inside Depth        | 23  | 21.5  | 23  | 23   | 20                     | 20  |
| Seat Height         | 20  | 19.5  | 20  | 19   | 19                     | 19  |
| Arm Height          | 25  | 25  | 27  | 25.5   | 26.5                   |   |
| RECLINERS:          |   |   |   |  |                        |   |
| Wall Clearance      |   |   |   |  |                        |   |
| Footrest            |   |   |   |  |                        |   |
| Fully Reclined      |   |   |   |  |                        |   |
| COM YDG (54" Plain) | 6   | 6.5   | 8   | 15   | 19.5                   | 16.5  |
| CARTON WEIGHT       | 70  | 80  | 80  | 200  | 175                    | 150   |
| STANDARD TRIM       | Welt  | Welt  | Welt  | Welt   | Top Stitched           | Top Stitched  |
| OPTIONAL TRIM       |   |   |   |  |                        |   |
| STD SEAT CUSHION    | Spring Poly   | Spring Poly   | Poly Fiber  | Spring Poly  | Poly on Poly           | Poly on Poly  |
| STD BACK CUSHION    | Poly Fiber  | Poly Fiber  | Poly Fiber  | Poly Fiber   | Premium Fiber          | Premium Fiber   |
| STD D RINGS/SNAPS   |   |   |   |  |                        |   |
| STANDARD FINISH     | N/A   | N/A   | N/A   | Must specify   | N/A                    | N/A   |
| STD LEGS/FEET       | N/A   |   |   | Bunn   | Chrome Metal           | Chrome Metal  |
| WOOD SPECIES        | N/A   | N/A   | N/A   | Maple  | N/A                    | N/A   |
| STANDARD BASE       |   |   |   |  |                        |   |
| STD MECHANISM       | Swivel  | Swivel  | Swivel  |  |                        |   |
| OPT MECHANISM       | Swivel Glider \$150   |   | Swivel Glider \$150   |  |                        |   |
| SPECIAL NOTES       |   |   |   |  |                        |   |







|                     |  |  |  |  | NO IMAGE AVAILABLE       |  |
|---------------------|---|---|---|---|--------------------------|---|
| STYLE NUMBER:       | 4458-15 or -16  | 4514  | 4612-SW   | 4828-10   | 4828L-10                 | 4829H-10  |
| STYLE NAME:         | Skyline   | Cedarwood   | Roush   | Charlie   | Charlie                  | Charlie   |
| DESCRIPTION:        | Right or Left Arm Chaise  | Bench   | Swivel Chair  | Armless Barstool  | Armless Counter Barstool | High Back Side Dining Chair   |
| LEATHER GRADE:      |   |   |   |   |                          |   |
| 1                   | 11250   | 2480  | 4130  | 1880  | 1850                     | 1740  |
| 2                   | 11850   | 2550  | 4400  | 1940  | 1910                     | 1800  |
| 3                   | 12450   | 2630  | 4670  | 2000  | 1970                     | 1860  |
| 4                   | 13050   | 2700  | 4940  | 2060  | 2030                     | 1920  |
| 5                   | 13650   | 2780  | 5210  | 2120  | 2090                     | 1980  |
| 6                   | 14250   | 2850  | 5480  | 2180  | 2150                     | 2040  |
| 7                   | 14850   | 2930  | 5750  | 2240  | 2210                     | 2100  |
| 8                   | 15450   | 3000  | 6020  | 2300  | 2270                     | 2160  |
| 9                   | 16050   | 3080  | 6290  | 2360  | 2330                     | 2220  |
| 10                  | 16650   | 3150  | 6560  | 2420  | 2390                     | 2280  |
| COM                 | 8550  | 1970  | 3020  | 1500  | 1470                     | 1370  |
| FABRIC:             |   |   |   |   |                          |   |
| A                   | 9090  | 2220  | 3280  | 1730  | 1700                     | 1550  |
| B                   | 9230  | 2240  | 3340  | 1740  | 1710                     | 1560  |
| C                   | 9360  | 2250  | 3400  | 1750  | 1720                     | 1580  |
| D                   | 9630  | 2280  | 3530  | 1770  | 1740                     | 1610  |
| E                   | 9900  | 2310  | 3660  | 1800  | 1770                     | 1640  |
| F                   | 10170   | 2340  | 3780  | 1820  | 1790                     | 1670  |
| G                   | 10440   | 2370  | 3910  | 1850  | 1820                     | 1700  |
| H                   | 10710   | 2400  | 4030  | 1870  | 1840                     | 1730  |
| I                   | 10980   | 2430  | 4160  | 1890  | 1860                     | 1760  |
| J                   | 11250   | 2460  | 4290  | 1920  | 1890                     | 1790  |
| K                   | 11520   | 2490  | 4410  | 1940  | 1910                     | 1820  |
| L                   | 11790   | 2520  | 4540  | 1970  | 1940                     | 1850  |
| M                   | 12060   | 2550  | 4660  | 1990  | 1960                     | 1880  |
| N                   | 12330   | 2580  | 4790  | 2010  | 1980                     | 1910  |
| O                   | 12600   | 2610  | 4920  | 2040  | 2010                     | 1940  |
| P                   | 12870   | 2640  | 5040  | 2060  | 2030                     | 1970  |
| Q                   | 13140   | 2670  | 5170  | 2090  | 2060                     | 2000  |
| R                   | 13410   | 2700  | 5290  | 2110  | 2080                     | (2) Std 'A' 20" Pillows   |
| DIMENSIONS:         |   |   |   |   |                          |   |
| Outside Height      | 38  | 20  | 32  | 40  | 34                       | 37.5  |
| Outside Width       | 42  | 63.5  | 34.5  | 20  | 20                       | 20  |
| Outside Depth       | 95.5  | 18  | 34.5  | 21.5  | 21.5                     | 24.5  |
| Inside Height       | 18  |   | 12.5  | 8   | 8                        | 17  |
| Inside Width        | 27  |   | 24  | 20  | 20                       | 20  |
| Inside Depth        | 79  |   | 25.5  | 17.5  | 17.5                     | 18.5  |
| Seat Height         | 19  |   | 18  | 30  | 24                       | 20  |
| Arm Height          | 26.5  |   | 27  |   |                          |   |
| RECLINERS:          |   |   |   |   |                          |   |
| Wall Clearance      |   |   |   |   |                          |   |
| Footrest            |   |   |   |   |                          |   |
| Fully Reclined      |   |   |   |   |                          |   |
| COM YDG (54" Plain) | 17.5  | 2   | 8   | 1.5   | 1.5                      | 2   |
| CARTON WEIGHT       | 200   | 75  | 80  | 40  | 40                       | 40  |
| STANDARD TRIM       | Top Stitched  | #9 Nails & Welt   | Welt  | Top Stitched/Welt   | Top Stitched/Welt        | Top Stitched/Welt   |
| OPTIONAL TRIM       |   |   |   |   |                          |   |
| STD SEAT CUSHION    | Poly on Poly  | Poly Fiber  | Poly Fiber  | Poly Fiber  | Poly Fiber               | Poly Fiber  |
| STD BACK CUSHION    | Premium Fiber   |   | Poly Fiber  | Poly Fiber  | Poly Fiber               | Poly Fiber  |
| STD D RINGS/SNAPS   |   |   |   |   |                          |   |
| STANDARD FINISH     | N/A   | Must Specify  | N/A   | Must Specify  | Must Specify             | Must Specify  |
| STD LEGS/FEET       | Chrome Metal  |   |   |   |                          |   |
| WOOD SPECIES        | N/A   | Ash   | N/A   | Maple   | Maple                    | Maple   |
| STANDARD BASE       |   |   | Swivel  |   |                          |   |
| STD MECHANISM       |   |   |   |   |                          |   |
| OPT MECHANISM       |   |   |   |   |                          |   |
| SPECIAL NOTES       |   |   |   |   |                          |   |





|                     |  |  | NO IMAGE AVAILABLE |  |  |  |
|---------------------|---|---|--------------------|--|---|---|
| STYLE NUMBER:       | 4829L-10  | 7032  | 7036               | 7036C  | 7071-H  | 7071-HUA  |
| STYLE NAME:         | Charlie   | Kirkwood  | Kirkwood           | Kirkwood   | Richmond  | Richmond  |
| DESCRIPTION:        | Low Back Side Dining Chair  | Tilt Swivel Chair   | Accent Chair       | Accent Chair w/ Casters  | High Back Guest Chair   | High Back Guest Chair w/ Uph. Arms  |
| LEATHER GRADE:      |   |   |                    |  |   |   |
| 1                   | 1620  | 2990  | 2400               | 2420   | 2850  | 2930  |
| 2                   | 1680  | 3080  | 2460               | 2480   | 2970  | 3060  |
| 3                   | 1740  | 3170  | 2520               | 2540   | 3090  | 3200  |
| 4                   | 1800  | 3260  | 2580               | 2600   | 3210  | 3330  |
| 5                   | 1860  | 3350  | 2640               | 2660   | 3330  | 3470  |
| 6                   | 1920  | 3440  | 2700               | 2720   | 3450  | 3600  |
| 7                   | 1980  | 3530  | 2760               | 2780   | 3570  | 3740  |
| 8                   | 2040  | 3620  | 2820               | 2840   | 3690  | 3870  |
| 9                   | 2100  | 3710  | 2880               | 2900   | 3810  | 4010  |
| 10                  | 2160  | 3800  | 2940               | 2960   | 3930  | 4140  |
| COM                 | 1260  | 2400  | 1950               | 1970   | 2190  | 2270  |
| FABRIC:             |   |   |                    |  |   |   |
| A                   | 1440  | 2720  | 2220               | 2240   | 2430  | 2510  |
| B                   | 1460  | 2740  | 2240               | 2250   | 2460  | 2540  |
| C                   | 1470  | 2760  | 2250               | 2270   | 2490  | 2570  |
| D                   | 1500  | 2790  | 2280               | 2300   | 2540  | 2630  |
| E                   | 1530  | 2830  | 2310               | 2330   | 2590  | 2690  |
| F                   | 1560  | 2870  | 2340               | 2360   | 2650  | 2750  |
| G                   | 1590  | 2900  | 2370               | 2390   | 2700  | 2810  |
| H                   | 1620  | 2940  | 2400               | 2420   | 2760  | 2870  |
| I                   | 1650  | 2970  | 2430               | 2450   | 2810  | 2930  |
| J                   | 1680  | 3010  | 2460               | 2480   | 2860  | 2990  |
| K                   | 1710  | 3050  | 2490               | 2510   | 2920  | 3050  |
| L                   | 1740  | 3080  | 2520               | 2540   | 2970  | 3110  |
| M                   | 1770  | 3120  | 2550               | 2570   | 3030  | 3170  |
| N                   | 1800  | 3150  | 2580               | 2600   | 3080  | 3230  |
| O                   | 1830  | 3190  | 2610               | 2630   | 3130  | 3290  |
| P                   | 1860  | 3230  | 2640               | 2660   | 3190  | 3350  |
| Q                   | 1890  | 3260  | 2670               | 2690   | 3240  | 3410  |
| R                   | (1) Std 'A' 20" Pillow  | 3300  | 2700               | 2720   | 3300  | 3470  |
| DIMENSIONS:         |   |   |                    |  |   |   |
| Outside Height      | 33  | 29-32   | 32                 | 32   | 42  | 42  |
| Outside Width       | 19.5  | 28  | 28                 | 28   | 25  | 25  |
| Outside Depth       | 23  | 26  | 26                 | 26   | 29  | 29  |
| Inside Height       | 11.5  | 12  | 12                 | 12   | 25  | 25  |
| Inside Width        | 19.5  | 18  | 18                 | 18   | 20  | 20  |
| Inside Depth        | 18.5  | 20  | 22                 | 22   | 20  | 20  |
| Seat Height         | 20  | 18-21   | 20                 | 20   | 19  | 19  |
| Arm Height          |   | 25-28   | 27                 | 27   | 25  | 25  |
| RECLINERS:          |   |   |                    |  |   |   |
| Wall Clearance      |   |   |                    |  |   |   |
| Footrest            |   |   |                    |  |   |   |
| Fully Reclined      |   |   |                    |  |   |   |
| COM YDG (54" Plain) | 1.5   | 2.5   | 2                  | 2  | 3.5   | 4   |
| CARTON WEIGHT       | 40  | 70  | 45                 | 45   | 50  | 50  |
| STANDARD TRIM       | Top Stitched/Welt   | #9 Nailhead   | #9 Nailhead        | #9 Nailhead  | Welt  | Welt  |
| OPTIONAL TRIM       |   |   |                    |  |   |   |
| STD SEAT CUSHION    | Poly Fiber  | Poly Fiber  | Poly Fiber         | Poly Fiber   | Poly Fiber  | Poly Fiber  |
| STD BACK CUSHION    | Poly Fiber  | Poly  | Poly               | Poly   | Poly  | Poly  |
| STD D RINGS/SNAPS   |   |   |                    |  |   |   |
| STANDARD FINISH     | Must Specify  | Must specify  | Must specify       | Must specify   | Must specify  | Must specify  |
| STD LEGS/FEET       |   |   |                    | Casters  |   |   |
| WOOD SPECIES        | Maple   | Maple   | Maple              | Maple  | Cherry  | Cherry  |
| STANDARD BASE       |   | 85L-8 'O' Casters   |                    |  |   |   |
| STD MECHANISM       |   |   |                    |  |   |   |
| OPT MECHANISM       |   |   |                    |  |   |   |
| SPECIAL NOTES       |   |   |                    |  |   |   |












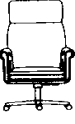
|                    |  |  |  |  |  |  |
|--------------------|---|---|---|--|---|---|
| STYLE NUMBER:      | 7071-L  | 7071-LUA  | 7072  | 7072-UA  | 7073  | 7073-UA   |
| STYLE NAME:        | Richmond  | Richmond  | Richmond  | Richmond   | Richmond  | Richmond  |
| DESCRIPTION:       | Low Back Guest Chair  | Low Back Guest Chair w/ Uph.Arms  | Low Back Tilt Swivel Chair  | Low Back Tilt Swivel Chair w/ Uph.Arms   | High Back Tilt Swivel Chair   | High Back Tilt Swivel Chair w/ Uph.Arms   |
| LEATHER GRADE:     |   |   |   |  |   |   |
| 1                  | 2850  | 2910  | 3290  | 3590   | 3300  | 3600  |
| 2                  | 2970  | 3030  | 3410  | 3710   | 3420  | 3750  |
| 3                  | 3090  | 3150  | 3530  | 3830   | 3540  | 3900  |
| 4                  | 3210  | 3270  | 3650  | 3950   | 3660  | 4050  |
| 5                  | 3330  | 3390  | 3770  | 4070   | 3780  | 4200  |
| 6                  | 3450  | 3510  | 3890  | 4190   | 3900  | 4350  |
| 7                  | 3570  | 3630  | 4010  | 4310   | 4020  | 4500  |
| 8                  | 3690  | 3750  | 4130  | 4430   | 4140  | 4650  |
| 9                  | 3810  | 3870  | 4250  | 4550   | 4260  | 4800  |
| 10                 | 3930  | 3990  | 4370  | 4670   | 4380  | 4950  |
| COM                | 2220  | 2250  | 2580  | 2840   | 2600  | 2750  |
| FABRIC:            |   |   |   |  |   |   |
| A                  | 2510  | 2510  | 2910  | 3200   | 2910  | 3080  |
| B                  | 2530  | 2530  | 2940  | 3220   | 2940  | 3110  |
| C                  | 2560  | 2560  | 2970  | 3250   | 2970  | 3140  |
| D                  | 2610  | 2610  | 3030  | 3300   | 3030  | 3200  |
| E                  | 2670  | 2670  | 3090  | 3360   | 3090  | 3260  |
| F                  | 2720  | 2720  | 3150  | 3410   | 3150  | 3320  |
| G                  | 2780  | 2780  | 3210  | 3470   | 3210  | 3380  |
| H                  | 2830  | 2830  | 3270  | 3520   | 3270  | 3440  |
| I                  | 2880  | 2880  | 3330  | 3570   | 3330  | 3500  |
| J                  | 2940  | 2940  | 3390  | 3630   | 3390  | 3560  |
| K                  | 2990  | 2990  | 3450  | 3680   | 3450  | 3620  |
| L                  | 3050  | 3050  | 3510  | 3740   | 3510  | 3680  |
| M                  | 3100  | 3100  | 3570  | 3790   | 3570  | 3740  |
| N                  | 3150  | 3150  | 3630  | 3840   | 3630  | 3800  |
| O                  | 3210  | 3210  | 3690  | 3900   | 3690  | 3860  |
| P                  | 3260  | 3260  | 3750  | 3950   | 3750  | 3920  |
| Q                  | 3320  | 3320  | 3810  | 4010   | 3810  | 3980  |
| R                  | 3370  | 3370  | 3870  | 4060   | 3870  | 4040  |
| DIMENSIONS:        |   |   |   |  |   |   |
| Outside Height     | 38  | 38  | 39-42   | 39-42  | 42-45   | 42-45   |
| Outside Width      | 25  | 25  | 26  | 26   | 26  | 26  |
| Outside Depth      | 28  | 28  | 29  | 29   | 29  | 29  |
| Inside Height      | 21  | 21  | 21  | 21   | 25  | 25  |
| Inside Width       | 20  | 20  | 20  | 20   | 20  | 20  |
| Inside Depth       | 20  | 20  | 20  | 20   | 20  | 20  |
| Seat Height        | 19  | 19  | 20-23   | 20-23  | 20-23   | 20-23   |
| Arm Height         | 25  | 25  | 26-29   | 26-29  | 26-29   | 26-29   |
| RECLINERS:         |   |   |   |  |   |   |
| Wall Clearance     |   |   |   |  |   |   |
| Footrest           |   |   |   |  |   |   |
| Fully Reclined     |   |   |   |  |   |   |
| COM YDG (54"Plain) | 3   | 3.5   | 3   | 3.5  | 3.5   | 4   |
| CARTON WEIGHT      | 50  | 50  | 65  | 65   | 75  | 75  |
| STANDARD TRIM      | Welt  | Welt  | Welt  | Welt   |   |   |
| OPTIONAL TRIM      |   |   |   |  |   |   |
| STD SEAT CUSHION   | Poly Fiber  | Poly Fiber  | Poly Fiber  | Poly Fiber   | Poly Fiber  | Poly Fiber  |
| STD BACK CUSHION   | Poly  | Poly  | Poly  | Poly   | Poly  | Poly  |
| STD D RINGS/SNAPS  |   |   |   |  |   |   |
| STANDARD FINISH    | Must specify  | Must specify  | Must specify  | Must specify   | Must specify  | Must specify  |
| STD LEGS/FEET      |   |   |   |  |   |   |
| WOOD SPECIES       | Cherry  | Cherry  | Cherry  | Cherry   | Cherry  | Cherry  |
| STANDARD BASE      |   |   | 85LC-Q 'O' Casters  | 85LC-Q 'O' Casters   | 85LC-Q 'O' Casters  | 85LC-Q 'O' Casters  |
| STD MECHANISM      |   |   | Manual  | Manual   | Manual  | Manual  |
| OPT MECHANISM      |   |   |   |  |   |   |
| SPECIAL NOTES      |   |   | Opt. Base - All   | Opt. Base - All  | Opt. Base - All   | Opt. Base - All   |

|                    |  |  |  |  |  |  |
|--------------------|---|---|---|--|---|---|
| STYLE NUMBER:      | 7133  | 7173  | 7193  | 7353   | 7392  | 7603-OA   |
| STYLE NAME:        | Thornton  | Hutton  | Phelps  | Lawton   | Hunter  | Harvard   |
| DESCRIPTION:       | High Back Tilt Swivel Chair   | High Back Executive Chair   | Executive Chair (Tufted Back)   | Executive Chair  | Tilt Swivel Chair   | Tilt Swivel Open Arm Chair  |
| LEATHER GRADE:     |   |   |   |  |   |   |
| 1                  | 4100  | 3890  | 3470  | 2910   | 2940  | 3510  |
| 2                  | 4280  | 4070  | 3650  | 3000   | 3060  | 3630  |
| 3                  | 4460  | 4250  | 3830  | 3090   | 3180  | 3750  |
| 4                  | 4640  | 4430  | 4010  | 3180   | 3300  | 3870  |
| 5                  | 4820  | 4610  | 4190  | 3270   | 3420  | 3990  |
| 6                  | 5000  | 4790  | 4370  | 3360   | 3540  | 4110  |
| 7                  | 5180  | 4970  | 4550  | 3450   | 3660  | 4230  |
| 8                  | 5360  | 5150  | 4730  | 3540   | 3780  | 4350  |
| 9                  | 5540  | 5330  | 4910  | 3630   | 3900  | 4470  |
| 10                 | 5720  | 5510  | 5090  | 3720   | 4020  | 4590  |
| COM                | 3170  | 2990  | 2630  | 2310   | 2280  | 2780  |
| FABRIC:            |   |   |   |  |   |   |
| A                  | 3500  | 3340  | 2890  | 2610   | 2570  | 3120  |
| B                  | 3540  | 3380  | 2930  | 2630   | 2590  | 3150  |
| C                  | 3590  | 3420  | 2970  | 2650   | 2620  | 3180  |
| D                  | 3680  | 3500  | 3050  | 2690   | 2670  | 3230  |
| E                  | 3770  | 3580  | 3130  | 2730   | 2730  | 3280  |
| F                  | 3860  | 3660  | 3210  | 2770   | 2780  | 3340  |
| G                  | 3950  | 3730  | 3280  | 2820   | 2840  | 3390  |
| H                  | 4040  | 3810  | 3360  | 2860   | 2890  | 3450  |
| I                  | 4130  | 3890  | 3440  | 2900   | 2940  | 3500  |
| J                  | 4220  | 3970  | 3520  | 2940   | 3000  | 3550  |
| K                  | 4310  | 4050  | 3600  | 2980   | 3050  | 3610  |
| L                  | 4400  | 4120  | 3670  | 3030   | 3110  | 3660  |
| M                  | 4490  | 4200  | 3750  | 3070   | 3160  | 3720  |
| N                  | 4580  | 4280  | 3830  | 3110   | 3210  | 3770  |
| O                  | 4670  | 4360  | 3910  | 3150   | 3270  | 3820  |
| P                  | 4760  | 4440  | 3990  | 3190   | 3320  | 3880  |
| Q                  | 4850  | 4510  | 4060  | 3240   | 3380  | 3930  |
| R                  | 4940  | 4590  | 4140  | 3280   | 3430  | 3990  |
| DIMENSIONS:        |   |   |   |  |   |   |
| Outside Height     | 43-46   | 41.5  | 45-48   | 33-36  | 34-37   | 38-41   |
| Outside Width      | 26  | 26  | 29  | 24   | 26  | 25  |
| Outside Depth      | 30  | 32  | 34  | 28   | 28  | 27  |
| Inside Height      | 27  | 22.5  | 23  | 18   | 19  | 21  |
| Inside Width       | 20  | 19  | 18  | 19   | 19  | 21  |
| Inside Depth       | 19  | 20  | 21  | 19   | 19  | 20  |
| Seat Height        | 20-23   | 19.5-22.5   | 21-24   | 18-21  | 19-22   | 18-21   |
| Arm Height         | 23-26   | 24-27   | 27-30   | 19-22  | 26-29   | 26-29   |
| RECLINERS:         |   |   |   |  |   |   |
| Wall Clearance     |   |   |   |  |   |   |
| Footrest           |   |   |   |  |   |   |
| Fully Reclined     |   |   |   |  |   |   |
| COM YDG (54"Plain) | 5.5   | 4.5   | 5   | 2.5  | 3   | 3   |
| CARTON WEIGHT      | 80  | 85  | 80  | 60   | 65  | 75  |
| STANDARD TRIM      | #9 Nailhead   | Welt/Double Needle  | Welt  | #9 Nailhead  | Welt  | Welt  |
| OPTIONAL TRIM      | Welt - \$240  | Nailhead - \$240  | Nailhead - \$240  | Welt - \$240   | Nailhead - \$240  | No Options  |
| STD SEAT CUSHION   | Poly Fiber  | Poly Fiber  | Poly Fiber  | Poly Fiber   | Poly Fiber  | Poly Fiber  |
| STD BACK CUSHION   | Poly Fiber  | Poly Fiber  | Poly Fiber  | Poly   | Poly  | Poly Fiber  |
| STD D RINGS/SNAPS  |   |   |   |  |   |   |
| STANDARD FINISH    | Must specify  | Must specify  | Must specify  | Must specify   | Must specify  | Must specify  |
| STD LEGS/FEET      |   |   | Caster 'O'  |  |   |   |
| WOOD SPECIES       | Maple   | Maple   | Maple   | Maple  | Maple   | Cherry  |
| STANDARD BASE      | 65L-6 'O' Casters   | #65 - 'O' Casters   | K85LG-38 'O' Casters  | 85S-R 'O' Casters  | 85S-R 'O' Casters   | 85LG-39 'N' Casters   |
| STD MECHANISM      | Manual  | Pneumatic Lift  | 4750 Knee Tilt Mech   | Manual   | Manual  | 4750 Knee Tilt Gas  |
| OPT MECHANISM      |   |   | w/GasLift   |  |   | Only  |
| SPECIAL NOTES      | Opt. Base - All   | Opt. Base - All   |   |  |   | Opt. Base - All   |

|                     |   |   |   |   |   |   |
|---------------------|---|---|---|---|---|---|
|                     |  |  |  |  |  |  |
| STYLE NUMBER:       | 7603-UA   | 7603H-OA  | 7603H-UA  | 8113  | 8124  | 8124H   |
| STYLE NAME:         | Harvard   | Harvard   | Harvard   | Delaware  | Hugh  | Hugh  |
| DESCRIPTION:        | Tilt Swivel Chair   | High Back Tilt Swivel Chair   | High Back Tilt Swivel Chair w/UpH.Arms  | Posture Back Executive Chair  | Bench   | Bar Height Bench  |
| LEATHER GRADE:      |   |   |   |   |   |   |
| 1                   | 3660  | 3540  | 3990  | 3320  | 2400  | 2460  |
| 2                   | 3810  | 3680  | 4140  | 3450  | 2540  | 2600  |
| 3                   | 3960  | 3810  | 4290  | 3590  | 2670  | 2730  |
| 4                   | 4110  | 3950  | 4440  | 3720  | 2810  | 2870  |
| 5                   | 4260  | 4080  | 4590  | 3860  | 2940  | 3000  |
| 6                   | 4410  | 4220  | 4740  | 3990  | 3080  | 3140  |
| 7                   | 4560  | 4350  | 4890  | 4130  | 3210  | 3270  |
| 8                   | 4710  | 4490  | 5040  | 4260  | 3350  | 3410  |
| 9                   | 4860  | 4620  | 5190  | 4400  | 3480  | 3540  |
| 10                  | 5010  | 4760  | 5340  | 4530  | 3620  | 3680  |
| COM                 | 2930  | 2810  | 3140  | 2580  | 1790  | 1850  |
| FABRIC:             |   |   |   |   |   |   |
| A                   | 3270  | 3140  | 3550  | 2930  | 1970  | 2030  |
| B                   | 3300  | 3170  | 3580  | 2960  | 2000  | 2060  |
| C                   | 3330  | 3200  | 3610  | 2990  | 2030  | 2090  |
| D                   | 3380  | 3260  | 3680  | 3050  | 2090  | 2150  |
| E                   | 3430  | 3320  | 3750  | 3110  | 2150  | 2210  |
| F                   | 3490  | 3380  | 3810  | 3170  | 2210  | 2270  |
| G                   | 3540  | 3440  | 3880  | 3230  | 2270  | 2330  |
| H                   | 3600  | 3500  | 3940  | 3290  | 2330  | 2390  |
| I                   | 3650  | 3560  | 4010  | 3350  | 2390  | 2450  |
| J                   | 3700  | 3620  | 4080  | 3410  | 2450  | 2510  |
| K                   | 3760  | 3680  | 4140  | 3470  | 2510  | 2570  |
| L                   | 3810  | 3740  | 4210  | 3530  | 2570  | 2630  |
| M                   | 3870  | 3800  | 4270  | 3590  | 2630  | 2690  |
| N                   | 3920  | 3860  | 4340  | 3650  | 2690  | 2750  |
| O                   | 3970  | 3920  | 4410  | 3710  | 2750  | 2810  |
| P                   | 4030  | 3980  | 4470  | 3770  | 2810  | 2870  |
| Q                   | 4080  | 4040  | 4540  | 3830  | 2870  | 2930  |
| R                   | 4140  | 4100  | 4600  | 3890  | 2930  | 2990  |
| DIMENSIONS:         |   |   |   |   |   |   |
| Outside Height      | 38-41   | 43-46   | 43-46   | 41-43   | 35  | 46  |
| Outside Width       | 26  | 26  | 26  | 25  | 45  | 45  |
| Outside Depth       | 27  | 27  | 27  | 27  | 26.5  | 26.5  |
| Inside Height       | 22  | 22  | 27  | 24  | 15  | 15  |
| Inside Width        | 21  | 21  | 21  | 20  | 45  | 45  |
| Inside Depth        | 20  | 20  | 20  | 18  | 19.5  | 19.5  |
| Seat Height         | 18-21   | 18-21   | 18-21   | 19-21   | 20  | 30  |
| Arm Height          | 26-29   | 26-29   | 26-29   | 27-29   |   |   |
| RECLINERS:          |   |   |   |   |   |   |
| Wall Clearance      |   |   |   |   |   |   |
| Footrest            |   |   |   |   |   |   |
| Fully Reclined      |   |   |   |   |   |   |
| COM YDG (54" Plain) | 3   | 4   | 4   | 4   | 4   | 4   |
| CARTON WEIGHT       | 80  | 80  | 85  | 75  | 65  | 65  |
| STANDARD TRIM       | #9 Nailhead   | Welt  | #9 Nailhead   | Welt  | Welt  | Welt  |
| OPTIONAL TRIM       |   |   |   |   | Nailhead - \$300  | Nailhead - \$300  |
| STD SEAT CUSHION    | Poly Fiber  | Poly Fiber  | Poly Fiber  | Poly Fiber  | Poly Fiber  | Poly Fiber  |
| STD BACK CUSHION    | Poly Fiber  | Poly Fiber  | Poly Fiber  | Poly Fiber  | Poly Fiber  | Poly Fiber  |
| STD D RINGS/SNAPS   |   |   |   |   |   |   |
| STANDARD FINISH     | Must specify  | Must specify  | Must specify  | N/A   | Must specify  | Must specify  |
| STD LEGS/FEET       |   |   |   |   |   |   |
| WOOD SPECIES        | Cherry  | Cherry  | Cherry  | N/A   | Maple   | Maple   |
| STANDARD BASE       | 85LG-39 'N' Casters   | 85LG-39 'N' Casters   | 85LG-39 'N' Casters   | 51LG-P3 'J' Casters   |   |   |
| STD MECHANISM       | 4750 Knee Tilt Gas  | 4750 Knee Tilt Gas  | 4750 Knee Tilt Gas  | 1060 Vario Syncro   |   |   |
| OPT MECHANISM       | Only  | Only  | Only  | Gas Only  |   |   |
| SPECIAL NOTES       | Opt. Base - All   | Opt. Base - All   | Opt. Base - All   | Opt. Base - All   |   |   |

|                    |   |   |                         |                     |   |   |
|--------------------|---|---|-------------------------|---------------------|---|---|
|                    |  |  | NO IMAGE AVAILABLE      | NO IMAGE AVAILABLE  |  |  |
| STYLE NUMBER:      | 8124L   | 8128  | 8128-L                  | 8128-M              | 8129  | 8148  |
| STYLE NAME:        | Hugh  | Hugh  | Hugh                    | Hugh                | Hugh  | Bernie  |
| DESCRIPTION:       | Counter Height Bench  | Barstool  | Counter Height Barstool | Mid Height Barstool | Dining Chair  | Barstool  |
| LEATHER GRADE:     |   |   |                         |                     |   |   |
| 1                  | 2430  | 2300  | 2270                    | 2280                | 1940  | 1580  |
| 2                  | 2570  | 2390  | 2360                    | 2370                | 2030  | 1620  |
| 3                  | 2700  | 2480  | 2450                    | 2460                | 2120  | 1670  |
| 4                  | 2840  | 2570  | 2540                    | 2550                | 2210  | 1710  |
| 5                  | 2970  | 2660  | 2630                    | 2640                | 2300  | 1760  |
| 6                  | 3110  | 2750  | 2720                    | 2730                | 2390  | 1800  |
| 7                  | 3240  | 2840  | 2810                    | 2820                | 2480  | 1850  |
| 8                  | 3380  | 2930  | 2900                    | 2910                | 2570  | 1890  |
| 9                  | 3510  | 3020  | 2990                    | 3000                | 2660  | 1940  |
| 10                 | 3650  | 3110  | 3080                    | 3090                | 2750  | 1980  |
| COM                | 1820  | 1820  | 1790                    | 1800                | 1500  | 1280  |
| FABRIC:            |   |   |                         |                     |   |   |
| A                  | 2000  | 2050  | 2020                    | 2030                | 1700  | 1440  |
| B                  | 2030  | 2070  | 2040                    | 2050                | 1720  | 1450  |
| C                  | 2060  | 2080  | 2050                    | 2070                | 1740  | 1470  |
| D                  | 2120  | 2120  | 2090                    | 2100                | 1770  | 1490  |
| E                  | 2180  | 2160  | 2130                    | 2140                | 1810  | 1510  |
| F                  | 2240  | 2190  | 2160                    | 2180                | 1850  | 1540  |
| G                  | 2300  | 2230  | 2200                    | 2210                | 1880  | 1560  |
| H                  | 2360  | 2260  | 2230                    | 2250                | 1920  | 1590  |
| I                  | 2420  | 2300  | 2270                    | 2280                | 1950  | 1610  |
| J                  | 2480  | 2340  | 2310                    | 2320                | 1990  | 1630  |
| K                  | 2540  | 2370  | 2340                    | 2360                | 2030  | 1660  |
| L                  | 2600  | 2410  | 2380                    | 2390                | 2060  | 1680  |
| M                  | 2660  | 2440  | 2410                    | 2430                | 2100  | 1710  |
| N                  | 2720  | 2480  | 2450                    | 2460                | 2130  | 1730  |
| O                  | 2780  | 2520  | 2490                    | 2500                | 2170  | 1750  |
| P                  | 2840  | 2550  | 2520                    | 2540                | 2210  | 1780  |
| Q                  | 2900  | 2590  | 2560                    | 2570                | 2240  | 1800  |
| R                  | 2960  | 2620  | 2590                    | 2610                | 2280  | 1830  |
| DIMENSIONS:        |   |   |                         |                     |   |   |
| Outside Height     | 40  | 46  | 40                      | 42                  | 35  | 43  |
| Outside Width      | 45  | 21  | 21                      | 21                  | 21  | 17  |
| Outside Depth      | 26.5  | 26.5  | 26.5                    | 26.5                | 26.5  | 23  |
| Inside Height      | 15  | 15  | 15                      | 15                  | 15  | 13  |
| Inside Width       | 45  | 21  | 21                      | 21                  | 21  | 17  |
| Inside Depth       | 19.5  | 19.5  | 19.5                    | 19.5                | 19.5  | 17  |
| Seat Height        | 24  | 30  | 24                      | 27                  | 20  | 30  |
| Arm Height         |   |   |                         |                     |   |   |
| RECLINERS:         |   |   |                         |                     |   |   |
| Wall Clearance     |   |   |                         |                     |   |   |
| Footrest           |   |   |                         |                     |   |   |
| Fully Reclined     |   |   |                         |                     |   |   |
| COM YDG (54"Plain) | 4   | 3   | 3                       | 3                   | 2   | 1.5   |
| CARTON WEIGHT      | 65  | 40  | 40                      | 40                  | 40  | 45  |
| STANDARD TRIM      | Welt  | Welt  | Welt                    | Welt                | Welt  | Top Stitched  |
| OPTIONAL TRIM      | Nailhead - \$300  | Nailhead - \$240  | Nailhead - \$240        | Nailhead - \$240    | Nailhead - \$240  |   |
| STD SEAT CUSHION   | Poly Fiber  | Poly Fiber  | Poly Fiber              | Poly Fiber          | Poly Fiber  | Poly Fiber  |
| STD BACK CUSHION   | Poly Fiber  | Poly Fiber  | Poly Fiber              | Poly Fiber          | Poly Fiber  | Poly Fiber  |
| STD D RINGS/SNAPS  |   |   |                         |                     |   |   |
| STANDARD FINISH    | Must specify  | Must specify  | Must specify            | Must specify        | Must specify  | Must specify  |
| STD LEGS/FEET      |   |   |                         |                     |   |   |
| WOOD SPECIES       | Maple   | Maple   | Maple                   | Maple               | Maple   | Maple   |
| STANDARD BASE      |   |   |                         |                     |   |   |
| STD MECHANISM      |   |   |                         |                     |   |   |
| OPT MECHANISM      |   |   |                         |                     |   |   |
| SPECIAL NOTES      |   |   |                         |                     |   |   |

|                    | NO IMAGE AVAILABLE      |  |  |  |  |  |
|--------------------|-------------------------|---|---|---|---|---|
| STYLE NUMBER:      | 8148L                   | 8153  | 8213  | 9112  | 9113  | 9113H   |
| STYLE NAME:        | Bernie                  | Elliott   | Kent  | Huffman   | Huffman   | Huffman   |
| DESCRIPTION:       | Counter Height Barstool | Executive Chair   | Executive Chair   | Low Back tilt Swivel Chair  | High Back Tilt Swivel Chair   | Extra High Back Tilt Swivel Chair   |
| LEATHER GRADE:     |                         |   |   |   |   |   |
| 1                  | 1560                    | 2990  | 2990  | 3660  | 3990  | 4350  |
| 2                  | 1610                    | 3090  | 3140  | 3840  | 4190  | 4560  |
| 3                  | 1650                    | 3200  | 3290  | 4020  | 4380  | 4770  |
| 4                  | 1700                    | 3300  | 3440  | 4200  | 4580  | 4980  |
| 5                  | 1740                    | 3410  | 3590  | 4380  | 4770  | 5190  |
| 6                  | 1790                    | 3510  | 3740  | 4560  | 4970  | 5400  |
| 7                  | 1830                    | 3620  | 3890  | 4740  | 5160  | 5610  |
| 8                  | 1880                    | 3720  | 4040  | 4920  | 5360  | 5820  |
| 9                  | 1920                    | 3830  | 4190  | 5100  | 5550  | 6030  |
| 10                 | 1970                    | 3930  | 4340  | 5280  | 5750  | 6240  |
| COM                | 1260                    | 2360  | 2330  | 2760  | 2940  | 3210  |
| FABRIC:            |                         |   |   |   |   |   |
| A                  | 1430                    | 2620  | 2580  | 3150  | 3390  | 3550  |
| B                  | 1440                    | 2650  | 2610  | 3200  | 3440  | 3600  |
| C                  | 1450                    | 2670  | 2640  | 3240  | 3480  | 3650  |
| D                  | 1470                    | 2720  | 2700  | 3320  | 3570  | 3750  |
| E                  | 1500                    | 2770  | 2760  | 3410  | 3660  | 3860  |
| F                  | 1520                    | 2820  | 2820  | 3490  | 3750  | 3960  |
| G                  | 1550                    | 2860  | 2880  | 3570  | 3840  | 4060  |
| H                  | 1570                    | 2910  | 2940  | 3660  | 3930  | 4160  |
| I                  | 1590                    | 2960  | 3000  | 3740  | 4020  | 4260  |
| J                  | 1620                    | 3010  | 3060  | 3830  | 4110  | 4370  |
| K                  | 1640                    | 3060  | 3120  | 3910  | 4200  | 4470  |
| L                  | 1670                    | 3100  | 3180  | 3990  | 4290  | 4570  |
| M                  | 1690                    | 3150  | 3240  | 4080  | 4380  | 4670  |
| N                  | 1710                    | 3200  | 3300  | 4160  | 4470  | 4770  |
| O                  | 1740                    | 3250  | 3360  | 4250  | 4560  | 4880  |
| P                  | 1760                    | 3300  | 3420  | 4330  | 4650  | 4980  |
| Q                  | 1790                    | 3340  | 3480  | 4410  | 4740  | 5080  |
| R                  | 1810                    | 3390  | 3540  | 4500  | 4830  | 5180  |
| DIMENSIONS:        |                         |   |   |   |   |   |
| Outside Height     | 37                      | 39-42   | 34.5  | 34-37   | 40-43   | 44-47   |
| Outside Width      | 17                      | 26  | 26.5  | 28  | 28  | 30  |
| Outside Depth      | 23                      | 28  | 28.5  | 29  | 29  | 30  |
| Inside Height      | 13                      | 23  | 15.5  | 19  | 24  | 28  |
| Inside Width       | 17                      | 21  | 19.5  | 21  | 21  | 21  |
| Inside Depth       | 17                      | 18  | 19.5  | 18  | 18  | 20  |
| Seat Height        | 24                      | 19-22   | 19  | 19-22   | 19-22   | 19-22   |
| Arm Height         |                         | 28-31   | 23  | 25-28   | 25-28   | 25-28   |
| RECLINERS:         |                         |   |   |   |   |   |
| Wall Clearance     |                         |   |   |   |   |   |
| Footrest           |                         |   |   |   |   |   |
| Fully Reclined     |                         |   |   |   |   |   |
| COM YDG (54"Plain) | 1.5                     | 3   | 4   | 4   | 4.5   | 5   |
| CARTON WEIGHT      | 45                      | 70  | 75  | 80  | 80  | 85  |
| STANDARD TRIM      | Top Stitched            | Welt  | Top Stitched  | Welt  | Welt  | Welt  |
| OPTIONAL TRIM      |                         |   |   |   |   |   |
| STD SEAT CUSHION   | Poly Fiber              | Poly Fiber  | Poly Fiber  | Poly Fiber  | Poly Fiber  | Poly Fiber  |
| STD BACK CUSHION   | Poly Fiber              | Poly Fiber  | Poly Fiber  | Poly Fiber  | Poly Fiber  | Poly Fiber  |
| STD D RINGS/SNAPS  |                         |   |   |   |   |   |
| STANDARD FINISH    | Must specify            |   |   |   |   |   |
| STD LEGS/FEET      |                         |   |   |   |   |   |
| WOOD SPECIES       | Maple                   |   |   |   |   |   |
| STANDARD BASE      |                         | K51LG-42 'J' Casters  | 51 'J' Casters  | 51LG-9 'J' Casters  | 51LG-9 'J' Casters  | 51LG-9 'J' Casters  |
| STD MECHANISM      |                         | 4750 Knee Tilt  | 483 Gas   | 483 Gas   | 483 Gas   | 483 Gas   |
| OPT MECHANISM      |                         |   |   | 483,4750 Gas  | 483,4750 Gas  | 483,4750 Gas  |
| SPECIAL NOTES      |                         |   |   | Opt. Base - All   | Opt. Base - All   | Opt. Base - All   |

|                     |  |  | NO IMAGE AVAILABLE                |  |  |  |
|---------------------|---|---|-----------------------------------|--|---|---|
| STYLE NUMBER:       | 9132  | 9133  | 9133H                             | 9143   | 9302  | 9303  |
| STYLE NAME:         | Asher   | Asher   | Asher                             | Quinn  | Trent   | Trent   |
| DESCRIPTION:        | Low Back Tilt Swivel Chair  | High Back Tilt Swivel Chair   | Extra High Back Tilt Swivel Chair | Executive Chair  | Low Back Knee Tilt Chair  | Executive Knee Tilt Chair   |
| LEATHER GRADE:      |   |   |                                   |  |   |   |
| 1                   | 3510  | 3630  | 3720                              | 2810   | 3590  | 3590  |
| 2                   | 3680  | 3810  | 3920                              | 2960   | 3750  | 3770  |
| 3                   | 3840  | 3990  | 4110                              | 3110   | 3920  | 3950  |
| 4                   | 4010  | 4170  | 4310                              | 3260   | 4080  | 4130  |
| 5                   | 4170  | 4350  | 4500                              | 3410   | 4250  | 4310  |
| 6                   | 4340  | 4530  | 4700                              | 3560   | 4410  | 4490  |
| 7                   | 4500  | 4710  | 4890                              | 3710   | 4580  | 4670  |
| 8                   | 4670  | 4890  | 5090                              | 3860   | 4740  | 4850  |
| 9                   | 4830  | 5070  | 5280                              | 4010   | 4910  | 5030  |
| 10                  | 5000  | 5250  | 5480                              | 4160   | 5070  | 5210  |
| COM                 | 2700  | 2780  | 2850                              | 2120   | 2760  | 3000  |
| FABRIC:             |   |   |                                   |  |   |   |
| A                   | 3000  | 3070  | 3140                              | 2360   | 3060  | 3300  |
| B                   | 3030  | 3110  | 3180                              | 2390   | 3090  | 3340  |
| C                   | 3070  | 3150  | 3230                              | 2420   | 3130  | 3380  |
| D                   | 3140  | 3230  | 3320                              | 2480   | 3200  | 3450  |
| E                   | 3210  | 3310  | 3410                              | 2540   | 3270  | 3530  |
| F                   | 3280  | 3390  | 3500                              | 2600   | 3340  | 3610  |
| G                   | 3360  | 3460  | 3590                              | 2660   | 3420  | 3690  |
| H                   | 3430  | 3540  | 3680                              | 2720   | 3490  | 3770  |
| I                   | 3500  | 3620  | 3770                              | 2780   | 3560  | 3840  |
| J                   | 3570  | 3700  | 3860                              | 2840   | 3630  | 3920  |
| K                   | 3640  | 3780  | 3950                              | 2900   | 3700  | 4000  |
| L                   | 3720  | 3850  | 4040                              | 2960   | 3780  | 4080  |
| M                   | 3790  | 3930  | 4130                              | 3020   | 3850  | 4160  |
| N                   | 3860  | 4010  | 4220                              | 3080   | 3920  | 4230  |
| O                   | 3930  | 4090  | 4310                              | 3140   | 3990  | 4310  |
| P                   | 4000  | 4170  | 4400                              | 3200   | 4060  | 4390  |
| Q                   | 4080  | 4240  | 4490                              | 3260   | 4140  | 4470  |
| R                   | 4150  | 4320  | 4580                              | 3320   | 4210  | 4550  |
| DIMENSIONS:         |   |   |                                   |  |   |   |
| Outside Height      | 36-39   | 41-44   | 44-47                             | 38-41  | 35-38   | 45-48   |
| Outside Width       | 26  | 26  | 30                                | 25.5   | 28  | 28  |
| Outside Depth       | 30  | 30  | 31                                | 28   | 28  | 28  |
| Inside Height       | 20  | 25  | 28                                | 19.5   | 18  | 28  |
| Inside Width        | 18  | 18  | 21                                | 21   | 20  | 20  |
| Inside Depth        | 19  | 19  | 19                                | 18.5   | 19  | 19  |
| Seat Height         | 19-22   | 19-22   | 19-22                             | 20-23  | 20-23   | 20-23   |
| Arm Height          | 25-28   | 25-28   | 25-28                             | 24-27  | 26-29   | 26-29   |
| RECLINERS:          |   |   |                                   |  |   |   |
| Wall Clearance      |   |   |                                   |  |   |   |
| Footrest            |   |   |                                   |  |   |   |
| Fully Reclined      |   |   |                                   |  |   |   |
| COM YDG (54" Plain) | 4.5   | 4.5   | 5                                 | 4  | 4.5   | 5   |
| CARTON WEIGHT       | 70  | 75  | 80                                | 75   | 70  | 75  |
| STANDARD TRIM       | Welt  | Welt  | Welt                              | Top Stitched   | Welt  | Welt  |
| OPTIONAL TRIM       |   |   |                                   |  |   |   |
| STD SEAT CUSHION    | Poly Fiber  | Poly Fiber  | Poly Fiber                        | Poly Fiber   | Poly Fiber  | Poly Fiber  |
| STD BACK CUSHION    | Poly Fiber  | Poly Fiber  | Poly Fiber                        | Poly Fiber   | Poly Fiber  | Poly Fiber  |
| STD D RINGS/SNAPS   |   |   |                                   |  |   |   |
| STANDARD FINISH     |   |   |                                   |  |   |   |
| STD LEGS/FEET       |   |   |                                   |  |   |   |
| WOOD SPECIES        |   |   |                                   |  |   |   |
| STANDARD BASE       | 51LG-9 'J' Casters  | 51LG-9 'J' Casters  | 51LG-9 'J' Casters                | Chrome   | 51LG-42 'J' Casters   | 51LG-42 'J' Casters   |
| STD MECHANISM       | 483 Gas   | 483 Gas   | 483 Gas                           | Gas Lift   | 4750 Knee Tilt Gas  | 4750 Knee Tilt Gas  |
| OPT MECHANISM       | 483,4750 Gas  | 483,4750 Gas  | 483,4750 Gas                      | 4750 Knee Tilt   |   |   |
| SPECIAL NOTES       | Opt. Base - All   | Opt. Base - All   | Opt. Base - All                   |  | Opt. Base - All   | Opt. Base - All   |





POST OFFICE BOX 639 • CONOVER, NC 28613-0639  
828.322.3305 • 800.627.1561 • FAX 800.627.1562  
[www.leathercraft-furniture.com](http://www.leathercraft-furniture.com)