




## NATURAL LINEN

A more traditional natural color fabric option with a coarser weave compared to our Natural Anna and Flax fabrics.



## NATURAL ANNA

A more contemporary, white fabric with a tighter, smoother weave compared to the Natural Linen.




## FLAX

Our most popular transitional, off-white fabric with the same weave as on our Natural Anna shade.




## SPUN FROST

A white, non-woven fabric imparts a light, contemporary feel.



## LIGHT GREY

A subtle nuance of grey, warmer in hue when lit. Textural qualities similar to a refined linen weave.



## MEDIUM GREY

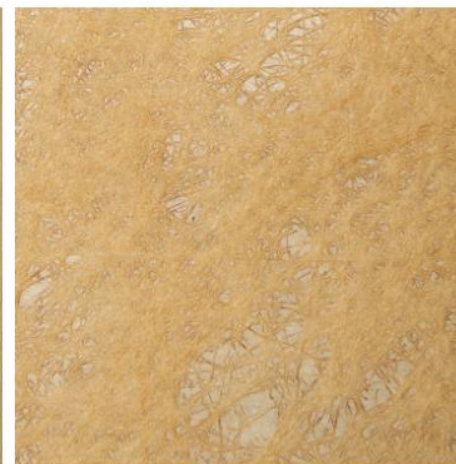
*only available in portables*  
A neutral cool grey, with textural qualities similar to a refined linen weave.



## DOESKIN MICRO-SUEDE

*only available in portables*

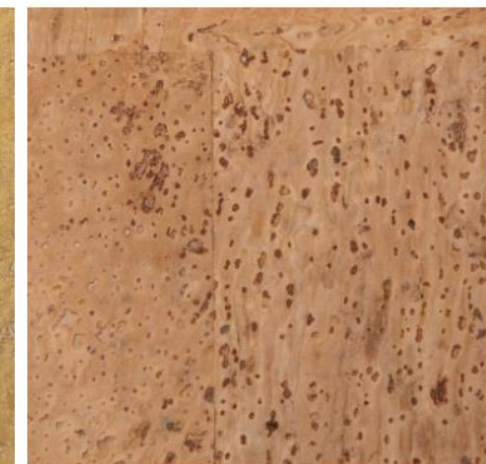
Softer, richer fabrics, our micro-suedes are hand-dyed and distressed to create a subtle patterning with warm brown and tan overtones, especially when lit.



## SPUN AMBER

*only available in portables*

A warm, amber alternative to the Spun Frost non-woven fabric.



## NATURAL CORK

*only available in portables*

A renewable natural cork veneer which glows dramatically when lit.